



Multipoint Gear Locks for Aluminium Doors

MULTITOP CERTIFIED

HIGH SECURITY

- Lateral horizontal sliding deadbolts.
- Independent locking points: if one of the deadbolts is forced open, the others will stay locked.
- Pre-arranged for adding locking points on the top doorpost and at floor level.
- Pre-arranged for the installation of a cylinder protective rose to increase drilling strength and pulling strength.

EFFORTLESS LOCKING

- "Effort reducer" gear mechanism making it easier to turn the key in the presence of linings and multiple deadbolts (CISA patent).

MODULAR DESIGN (92 mm centre distance)


- The lock middle part can be used individually or in conjunction with extended bolts (CISA patent).

INTERCHANGEABILITY

- The Certified Multitop Lock is interchangeable with its earlier versions and the swing bolt Multipoint lock.

CERTIFICATION

- Multitop is certified according to the European standard EN 12209:2003 DRAFT WI 33250:2004. Deadbolt resistance to:
 - Lateral thrust 1,000 kg
 - Front load 600 kg equivalent to (par. 5.8 Security):
 - Grade 6 (Centre distance of 85 mm)
 - Grade 7 (Centre distance of 92 mm), modular version with protective plates series 06436.



REINFORCED DEADBOLTS

- Thickness 10 mm
- Height 34 mm
- Hardened steel insert

Technical features

- Steel cases
- Top and bottom adjustable faceplate
- Latchbolt adjustable between 11 and 17 mm
- Adjustable roller between 2.5 and 15.5 mm
- 2-throw deadbolts
- 8 mm square spindle
- DIN holes for handle rose installation
- CE 12V ac voltage (for electric versions)

Operation

- The key operates the latch and deadbolts. The remote electric control (electric locks only) and handle operate the latch.

Finishes

- Zinc-plated cases.
- Black painted steel faceplate
- Stainless steel faceplate (modular version)
- Latchbolt, roller and deadbolts - nickel-plated.

Hand

0 = non-handed

Supplied as Standard

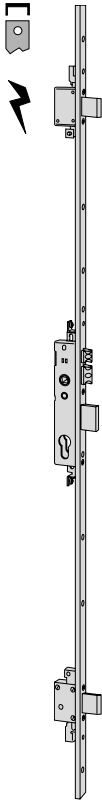
- Pair of nylon roses item 1.06012.01.0
- Nylon faceplate cover plugs
- Lock and cylinder fixing screws
- Instruction sheet

On Request

- European profile cylinder
- Adjustable metal striking plates
- Additional bolts item 1.06449.10/11.0
- External rod coupling pins item 1.06449.05.0
- Cylinder protective rose item 1.06460.05/06.0
- Button item 1.06110.10.0 (electric locks)
- Pair of electric contacts item 1.06511.00.0 (electric locks)
- Locks powered by 24 V ac CE voltage (spec. BB)



Type	Description	Locking points	Throws	Centre Distance	Faceplate	Backset	Unit weight Kg	Pieces	ITEM				
									Type	Dim.	Hand	Fin.	Pers. Spec.

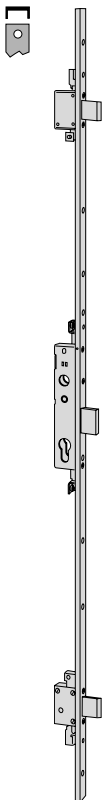


- Black painted steel 24 x 7 mm “U” shaped adjustable faceplate, height 2600 mm
- top adjustment 650 mm
- bottom adjustment 150 mm
- Adjustable latch and bolt 10.5 to 16.5 mm
- 3 lateral deadbolts
- 12 V ac CE

3	2	85	24	25	3,460	1	1 18426 25 0
3	2	85	24	30	3,480	1	1 18426 30 0
3	2	85	24	35	3,820	1	1 18426 35 0

MATCHING METAL STRIKING PLATES

Middle lock item	Sliding bolts (2 pcs) item
1.06463.14.0	1.06465.44.0
1.06463.16.0	1.06465.46.0
1.06463.17.0	1.06465.47.0
1.06463.19.0	1.06465.42.0
1.06461.30.0	1.06461.31.0
1.06461.35.0	1.06461.36.0



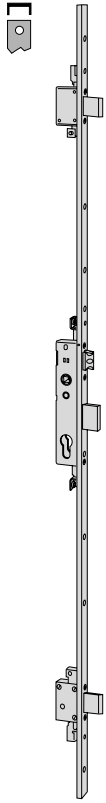
- Black painted steel 24 x 7 mm “U” shaped adjustable faceplate, height 2600 mm
- top adjustment 650 mm
- bottom adjustment 150 mm
- 3 lateral deadbolts

3	2	-	24	25	3,380	1	1 48421 25 0
3	2	-	24	30	3,420	1	1 48421 30 0
3	2	-	24	35	3,640	1	1 48421 35 0

MATCHING METAL STRIKING PLATES

Middle lock item	Sliding bolts (2 pcs) item
1.06465.44.0	1.06465.44.0
1.06465.46.0	1.06465.46.0
1.06465.47.0	1.06465.47.0
1.06465.42.0	1.06465.42.0
1.06461.31.0	1.06461.31.0
1.06461.36.0	1.06461.36.0

Type	Description	Locking points	Throws	Centre Distance	Faceplate	Backset	Unit weight Kg	Pieces	ITEM				
									Type	Dim.	Hand	Fin.	Pers.

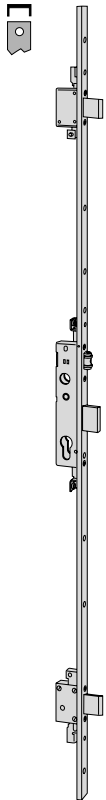


- Black painted steel 24 x 7 mm "U" shaped adjustable faceplate, height 2600 mm
 - top adjustment 650 mm
 - bottom adjustment 150 mm
- Adjustable latchbolt 11 to 17 mm
- 3 lateral deadbolts

3	2	85	24	25	3,250	1	1 48426 25 0
3	2	85	24	30	3,320	1	1 48426 30 0
3	2	85	24	35	3,300	1	1 48426 35 0

MATCHING METAL STRIKING PLATES

Middle lock item	Sliding bolts (2 pcs) item
1.06463.14.0	1.06465.44.0
1.06463.16.0	1.06465.46.0
1.06463.17.0	1.06465.47.0
1.06463.19.0	1.06465.42.0
1.06461.30.0	1.06461.31.0
1.06461.35.0	1.06461.36.0



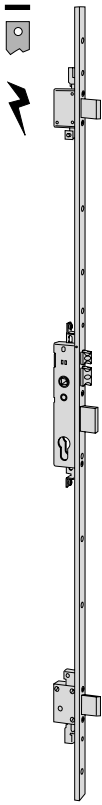
- Black painted steel 24 x 7 mm "U" shaped adjustable faceplate, height 2600 mm
 - top adjustment 650 mm
 - bottom adjustment 150 mm
- Adjustable roller 2.5 to 16.5 mm
- 3 lateral deadbolts

3	2	-	24	25	3,240	1	1 48451 25 0
3	2	-	24	30	3,280	1	1 48451 30 0
3	2	-	24	35	3,320	1	1 48451 35 0

MATCHING METAL STRIKING PLATES

Middle lock item	Sliding bolts (2 pcs) item
1.06463.14.0+1.06141.70.0	1.06465.44.0
1.06463.16.0+1.06141.70.0	1.06465.46.0
1.06463.17.0+1.06141.70.0	1.06465.47.0
1.06463.19.0+1.06141.71.0	1.06465.42.0
1.06461.30.0+1.06141.86.0	1.06461.31.0
1.06461.35.0+1.06141.86.0	1.06461.36.0

Type	Description	Locking points	Throws	Centre Distance	Faceplate	Backset	Unit weight Kg	Pieces	ITEM				
									Type	Dim.	Hand	Fin.	Pers.

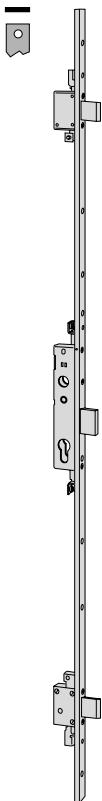


- Black painted steel 24 x 3 mm flat adjustable faceplate, height 2600 mm
 - top adjustment 650 mm
 - bottom adjustment 150 mm
- Adjustable latch and bolt 10.5 to 16.5 mm
- 3 lateral deadbolts
- 12 V ac CE

3	2	85	24	25	3,520	1	1 18526 25 0
3	2	85	24	30	3,590	1	1 18526 30 0
3	2	85	24	35	3,660	1	1 18526 35 0

MATCHING METAL STRIKING PLATES

Middle lock item	Sliding bolts (2 pcs) item
1.06463.14.0	1.06465.44.0
1.06463.15.0	1.06465.45.0
1.06463.16.0	1.06465.46.0
1.06463.17.0	1.06465.47.0
1.06463.19.0	1.06465.42.0
1.06463.31.0	1.06465.41.0
1.06463.32.0	1.06465.42.0
1.06461.30.0	1.06461.31.0
1.06461.35.0	1.06461.36.0



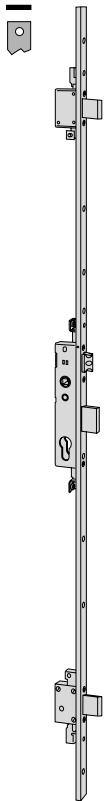
- Black painted steel 24 x 3 mm flat adjustable faceplate, height 2600 mm
 - top adjustment 650 mm
 - bottom adjustment 150 mm
- 3 lateral deadbolts

3	2	-	24	25	3,600	1	1 48521 25 0
3	2	-	24	30	3,620	1	1 48521 30 0
3	2	-	24	35	3,640	1	1 48521 35 0

MATCHING METAL STRIKING PLATES

Middle lock item	Sliding bolts (2 pcs) item
1.06465.44.0	1.06465.44.0
1.06465.45.0	1.06465.45.0
1.06465.46.0	1.06465.46.0
1.06465.47.0	1.06465.47.0
1.06465.41.0	1.06465.41.0
1.06465.42.0	1.06465.42.0
1.06461.31.0	1.06461.31.0
1.06461.36.0	1.06461.36.0

Type	Description	Locking points	Throws	Centre Distance	Faceplate	Backset	Unit weight Kg	Pieces	ITEM				
									Type	Dim.	HAND	Fin.	Per.s.

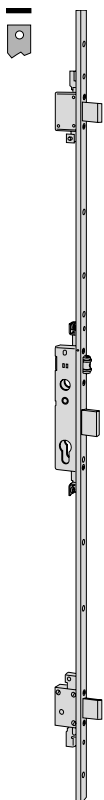


- Black painted steel 24 x 3 mm flat adjustable faceplate, height 2600 mm
 - top adjustment 650 mm
 - bottom adjustment 150 mm
- Adjustable latchbolt 11 to 17 mm
- 3 lateral deadbolts

3	2	85	24	25	3,360	1	1 48526 25 0
3	2	85	24	30	3,440	1	1 48526 30 0
3	2	85	24	35	3,520	1	1 48526 35 0

MATCHING METAL STRIKING PLATES

Middle lock item	Sliding bolts (2 pcs) item
1.06463.14.0	1.06465.44.0
1.06463.15.0	1.06465.45.0
1.06463.16.0	1.06465.46.0
1.06463.17.0	1.06465.47.0
1.06463.19.0	1.06465.42.0
1.06463.31.0	1.06465.41.0
1.06463.32.0	1.06465.42.0
1.06461.30.0	1.06461.31.0
1.06461.35.0	1.06461.36.0



- Black painted steel 24 x 3 mm flat adjustable faceplate, height 2600 mm
 - top adjustment 650 mm
 - bottom adjustment 150 mm
- Adjustable roller 2.5 to 16.5 mm
- 3 lateral deadbolts

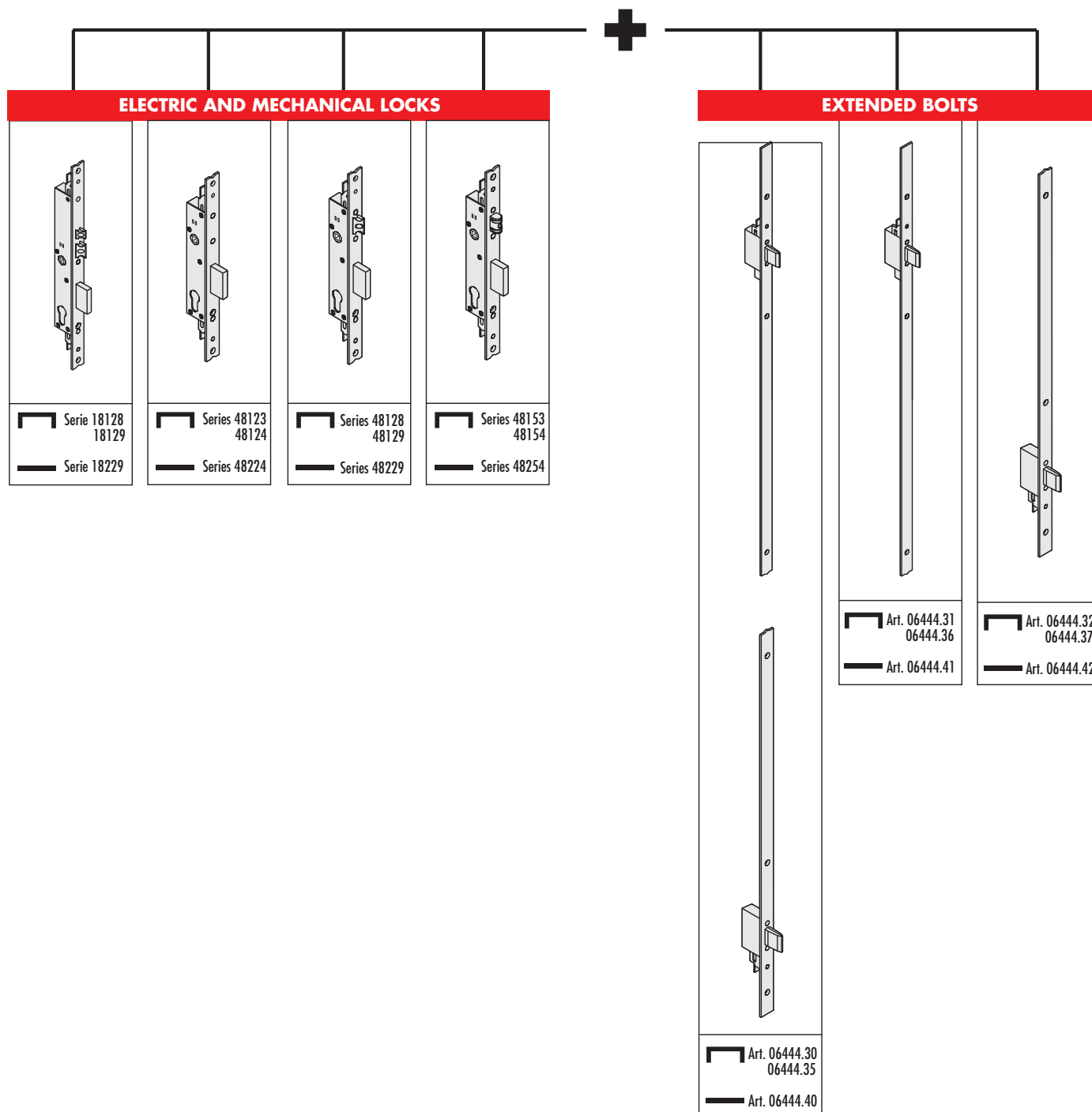
3	2	-	24	25	3,350	1	1 48551 25 0
3	2	-	24	30	3,400	1	1 48551 30 0
3	2	-	24	35	3,440	1	1 48551 35 0

MATCHING METAL STRIKING PLATES

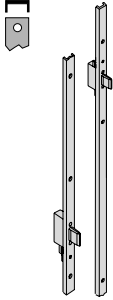
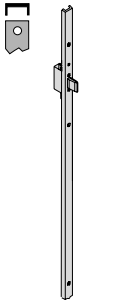
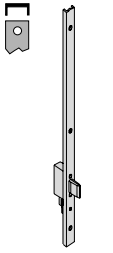
Middle lock item	Sliding bolts (2 pcs) item
1.06463.14.0+1.06141.70.0	1.06465.44.0
1.06463.15.0+1.06141.71.0	1.06465.45.0
1.06463.16.0+1.06141.70.0	1.06465.46.0
1.06463.17.0+1.06141.70.0	1.06465.47.0
1.06463.19.0+1.06141.71.0	1.06465.42.0
1.06463.31.0+1.06141.71.0	1.06465.41.0
1.06463.32.0+1.06141.71.0	1.06465.42.0
1.06461.30.0+1.06141.86.0	1.06461.31.0
1.06461.35.0+1.06141.86.0	1.06461.36.0

Multitop lock modular design

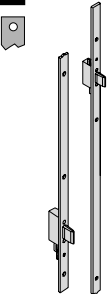

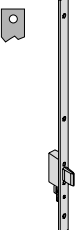
The lock centre part can be used individually or in conjunction with extended bolts



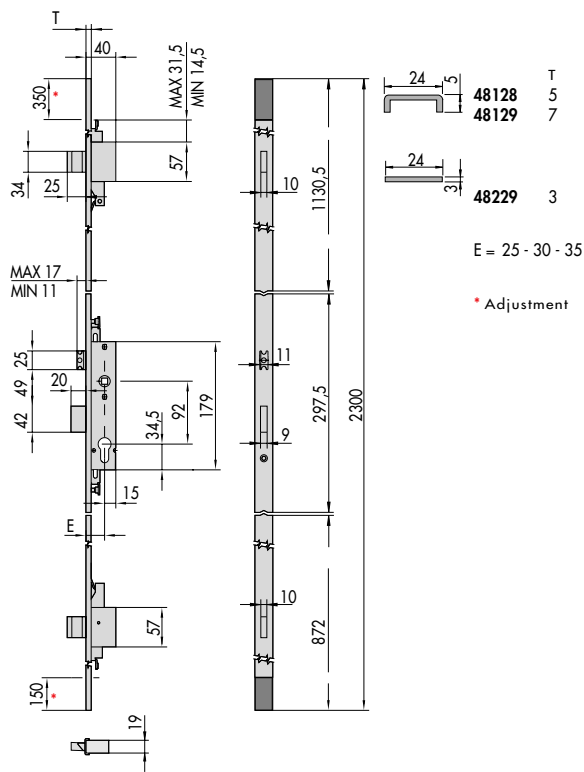
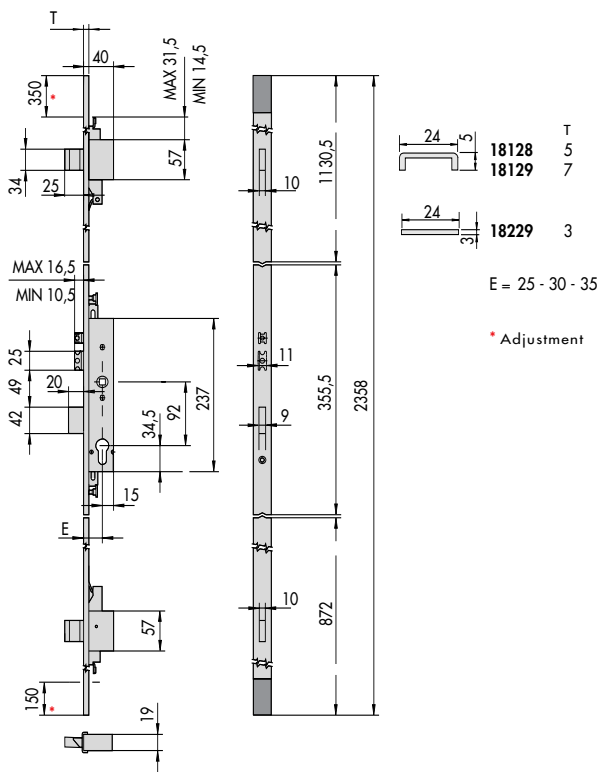
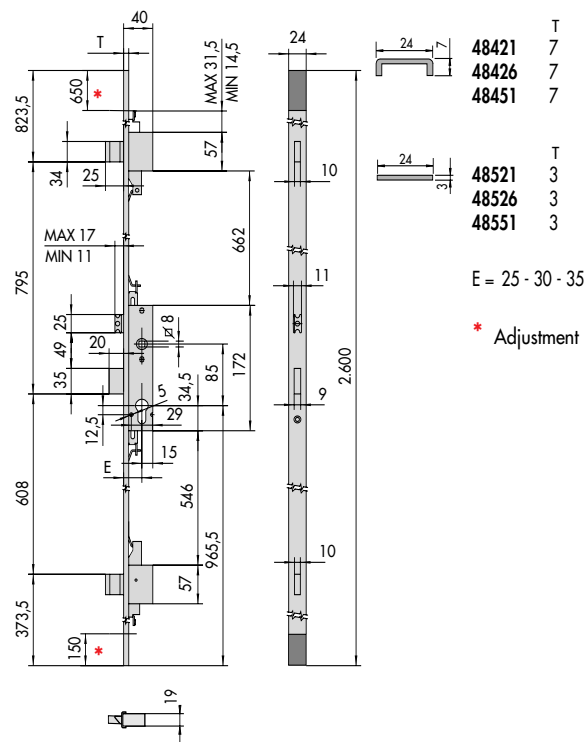
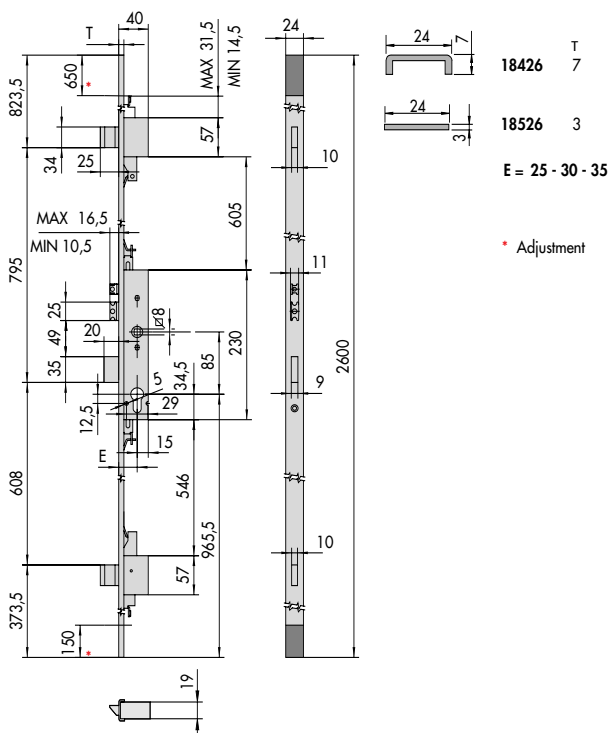
Type	Description	Throws	Centre Distance	Faceplate	Backset	Unit weight Kg	Pieces	ITEM				
								Type	Dim.	Hand	Fin.	Pers. Spec.
	<ul style="list-style-type: none"> • U-shaped 24 x 5 mm faceplate. • Adjustable latch and bolt 10.5 to 16.5 mm • 12 V ac CE • ON REQUEST: <ul style="list-style-type: none"> - Lateral bolts item 1.06444.35/36/37.0 - Internal ragged extended bolts item 1.06441.00.0 - Internal straight extended bolts item 1.06441.10.0 - External bolts connectors item 1.06442.00.0 	2	92	24	25	0,950	1	1	18128	25	0	
		2	92	24	30	0,970	1	1	18128	30	0	
		2	92	24	35	0,990	1	1	18128	35	0	
	AS ABOVE:	2	92	24	25	0,950	1	1	18129	25	0	
	• U-shaped 24 x 7 mm faceplate	2	92	24	30	0,970	1	1	18129	30	0	
		2	92	24	35	0,990	1	1	18129	35	0	
		<ul style="list-style-type: none"> • U-shaped 24 x 5 mm faceplate • Latchbolt only • ON REQUEST: <ul style="list-style-type: none"> - Lateral bolts item 1.06444.35/36/37.0 - Internal ragged extended bolts item 1.06441.00.0 - Internal straight extended bolts item 1.06441.10.0 - External bolts connectors item 1.06442.00.0 	2	-	24	25	0,700	1	1	48123	25	0
			2	-	24	30	0,720	1	1	48123	30	0
			2	-	24	35	0,740	1	1	48123	35	0
		AS ABOVE:	2	-	24	25	0,700	1	1	48124	25	0
• U-shaped 24 x 7 mm faceplate		2	-	24	30	0,720	1	1	48124	30	0	
		2	-	24	35	0,740	1	1	48124	35	0	
		<ul style="list-style-type: none"> • U-shaped 24 x 5 mm faceplate • Latch and bolt • Adjustable latchbolt 10.5 to 16.5 mm • ON REQUEST: <ul style="list-style-type: none"> - Lateral bolts item 1.06444.35/36/37.0 - Internal ragged extended bolts item 1.06441.00.0 - Internal straight extended bolts item 1.06441.10.0 - External bolts connectors item 1.06442.00.0 	2	92	24	25	0,780	1	1	48128	25	0
			2	92	24	30	0,800	1	1	48128	30	0
			2	92	24	35	0,820	1	1	48128	35	0
		AS ABOVE:	2	92	24	25	0,780	1	1	48129	25	0
	• U-shaped 24 x 7 mm faceplate	2	92	24	30	0,800	1	1	48129	30	0	
		2	92	24	35	0,820	1	1	48129	35	0	
		<ul style="list-style-type: none"> • U-shaped 24 x 5 mm faceplate • Latch and roller • Adjustable roller 2.5 to 16.5 mm • ON REQUEST: <ul style="list-style-type: none"> - Lateral bolts item 1.06444.35/36/37.0 - Internal ragged extended bolts item 1.06441.00.0 - Internal straight extended bolts item 1.06441.10.0 - External bolts connectors item 1.06442.00.0 	2	-	24	25	0,600	1	1	48153	25	0
			2	-	24	30	0,780	1	1	48123	30	0
			2	-	24	35	0,800	1	1	48153	35	0
		AS ABOVE:	2	-	24	25	0,600	1	1	48154	25	0
• U-shaped 24 x 7 mm faceplate		2	-	24	30	0,780	1	1	48124	30	0	
		2	-	24	35	0,800	1	1	48154	35	0	

Type	Description	Throws	Centre Distance	Faceplate	Backset	Kg Unit weight	Pcs Pieces	ITEM							
								Type	Dim.	Hand	Fin.	Pers.	Spec.		
	<ul style="list-style-type: none"> Set of modular lateral bolts with 24 x 5 mm U-shaped faceplate Pre-arranged for 4th and 5th locking points ON REQUEST: <ul style="list-style-type: none"> - Threaded rod item 1.06449.5.0 for extended bolts (4th and 5th locking points) 	2	-	24	-	1,950	1	1	06444	35	0				
	AS ABOVE: <ul style="list-style-type: none"> U-shaped 24 x 7 mm faceplate.and 5th locking points) 	2	-	24	-	1,950	1	1	06444	30	0				
	<ul style="list-style-type: none"> Modular top lateral bolt with 24 x 5 mm U-shaped faceplate Pre-arranged for 4th locking point ON REQUEST: <ul style="list-style-type: none"> - Threaded rod item 1.06449.5.0 for extended bolt (4th locking point) 	2	-	24	-	1,002	1	1	06444	36	0				
	AS ABOVE: <ul style="list-style-type: none"> U-shaped 24 x 7 mm faceplate.and 5th locking points) 	2	-	24	-	1,002	1	1	06444	31	0				
	<ul style="list-style-type: none"> Modular bottom lateral bolt with 24 x 5 mm U-shaped faceplate Pre-arranged for 5th locking point ON REQUEST: <ul style="list-style-type: none"> - Threaded rod item 1.06449.5.0 for extended bolt (5th locking point). 	2	-	24	-	0,900	1	1	06444	37	0				
	AS ABOVE: <ul style="list-style-type: none"> U-shaped 24 x 7 mm faceplate.and 5th locking points) 	2	-	24	-	0,900	1	1	06444	32	0				

Type	Description	Throws	Centre Distance	Faceplate	Backset	Unit weight Kg	Pieces	ITEM				
								Type	Dim.	Hand	Fin.	Pers. Spec.
	<ul style="list-style-type: none"> • Flat 24 x 3 mm faceplate • Adjustable latch and bolt 10.5 to 16.5 mm • 12 V ac CE • ON REQUEST: <ul style="list-style-type: none"> - Lateral bolts item 1.06444.40/41/42.0 - Internal ragged extended bolts item 1.06441.00.0 - Internal straight extended bolts item 1.06441.10.0 - External bolts connectors item 1.06442.00.0 	2	92	24	25	0,950	1	1	18229	25	0	
		2	92	24	30	0,970	1	1	18229	30	0	
		2	92	24	35	0,990	1	1	18229	35	0	
	<ul style="list-style-type: none"> • Flat 24 x 3 mm faceplate • Latchbolt only • ON REQUEST: <ul style="list-style-type: none"> - Lateral bolts item 1.06444.40/41/42.0 - Internal ragged extended bolts item 1.06441.00.0 - Internal straight extended bolts item 1.06441.10.0 - External bolts connectors item 1.06442.00.0 	2	-	24	25	0,700	1	1	48224	25	0	
		2	-	24	30	0,720	1	1	48224	30	0	
		2	-	24	35	0,740	1	1	48224	35	0	
	<ul style="list-style-type: none"> • Flat 24 x 3 mm faceplate • Latch and bolt • Adjustable latchbolt 10.5 to 16.5 mm • ON REQUEST: <ul style="list-style-type: none"> - Lateral bolts item 1.06444.40/41/42.0 - Internal ragged extended bolts item 1.06441.00.0 - Internal straight extended bolts item 1.06441.10 - External bolts connectors item 1.06442.00.0 	2	92	24	25	0,780	1	1	48229	25	0	
		2	92	24	30	0,800	1	1	48229	30	0	
		2	92	24	35	0,820	1	1	48229	35	0	
	<ul style="list-style-type: none"> • Flat 24 x 3 mm faceplate • Latch and roller • Adjustable roller 2.5 to 16.5 mm • ON REQUEST: <ul style="list-style-type: none"> - Lateral bolts item 1.06444.40/41/42.0 - Internal ragged extended bolts item 1.06441.00.0 - Internal straight extended bolts item 1.06441.10.0 - External bolts connectors item 1.06442.00.0 	2	-	24	25	0,600	1	1	48254	25	0	
		2	-	24	30	0,780	1	1	48254	30	0	
		2	-	24	35	0,800	1	1	48254	35	0	

Type	Description	Throws	Centre Distance	Faceplate	Backset	Unit weight Kg	Pieces	ITEM				
								Type	Dim.	Hand	Fin.	Pers.
	<ul style="list-style-type: none"> • Set of modular lateral bolts with flat 24 x 3 mm faceplate • Pre-arranged for 4th and 5th locking points • ON REQUEST: <ul style="list-style-type: none"> - Threaded rod item 1.06449.5.0 for extended bolts (4th and 5th locking points) 	2	-	24	-	1,950	1	1 06444 40 0				
	<ul style="list-style-type: none"> • Modular top lateral bolt with flat 24 x 3 mm faceplate • Pre-arranged for 4th locking point • ON REQUEST: <ul style="list-style-type: none"> - Threaded rod item 1.06449.5.0 for extended bolt (4th locking point) 	2	-	24	-	1,002	1	1 06444 41 0				
	<ul style="list-style-type: none"> • Modular bottom lateral bolt with flat 24 x 3 mm faceplate • Pre-arranged for 5th locking point • ON REQUEST: <ul style="list-style-type: none"> - Threaded rod item 1.06449.5.0 for extended bolt (5th locking point). 	2	-	24	-	0,900	1	1 06444 42 0				

Type	Description	Unit weight Pieces	ITEM				
			Type	Dim.	Hand	Fin.	Pers. Spec.
	<ul style="list-style-type: none"> • Lock protective plate to increase drill resistance • Matches locks with 92 mm centre distance 	0,100 6	1 06436 10 0				
	<ul style="list-style-type: none"> • Bolt protective plate to increase drill resistance • Matches locks with 92 mm centre distance 	0,057 12	1 06436 11 0				
	<ul style="list-style-type: none"> • Threaded rod to fix extended bolts for 4th and 5th locking points 	0,002 50	1 06449 05 0				
	<ul style="list-style-type: none"> • Extended bolt for TOP DOORPOST to match U-shaped 24x7 mm faceplate locks • Latches 24x3 mm faceplate locks (on R50 profile only) 	0,187 6	1 06449 10 0				
	<ul style="list-style-type: none"> • Extended bolt for FLOOR to match U-shaped 24x7 mm faceplate locks • Matches 24x3 mm faceplate locks (on R50 profile only) 	0,135 6	1 06449 11 0				
	<ul style="list-style-type: none"> • Carbonitrided steel protective rose • For RS3 and ASTRAL long key cylinders (Car. CL) and ASIX, AP3 	0,485 1	1 06460 05 0				
	<ul style="list-style-type: none"> • Carbonitrided steel protective rose • For SP and TSP long key cylinders (Car. CL). 	0,485 1	1 06460 06 0				



CISA S.p.A. reserves the right to introduce any modification that may be deemed necessary involving the products shown in this catalogue without any notice. The measurements shown are in