

PUSH-PAD PANIC EXIT DEVICES



An **IR** Ingersoll-Rand Company

NewEUROPA



MAIN FEATURES

ACCURATE DESIGN

- The balance of size, style and weight, result of accurate design work, makes "New EUROPA" suitable for any interior.

EASY TO INSTALL

- Special design features make "New EUROPA" easy and quick to install on wooden, steel or aluminium doors.

MODULARITY

- "New EUROPA" can be used alone or together with upper/lower additional locking devices and outside operation units, for 1 or 2 leaf doors, standard doors and double-swing doors. The same upper/lower additional locking points and outside operation units can be combined with "SBLOCK" series panic exit devices.

RELIABILITY

- "New EUROPA" is manufactured with high quality materials and includes simple mechanisms so as to guarantee long-lasting performance reliability.

CERTIFICATION AND CE BRAND **CE**

- CISA materials and technical solutions allow to respect the higher standard requirements of the Norms, giving the possibility to obtain brands and certifications such as:
 - CE marking according to EEC DIRECTIVE 89/106 for use on standard and fire rated doors.
 - Voluntary product certification released by third party ICIM as provided for by UNI EN 179 Standards.

Technical features

- Painted aluminium/aluminium alloy casing.
- Latchbolts and deadbolts in chromium-plated aluminium alloy.
- Self-locking side and upper/lower latchbolts

Operation

- From inside: by pushing.
- From outside: with key and/or handle

Finishes

- Standard:
 - BLACK casing
- On request
 - RED casing (fin. 41)
 - YELLOW casing (fin. 42)
 - GREEN casing (fin. 43)
 - WHITE casing (fin. 45)
 - GREY casing (fin. 97)

Hand

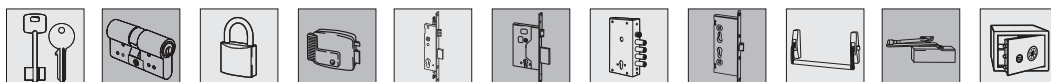
0 = Non-handed

Supplied as standard






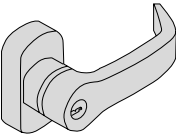
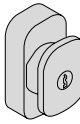
- Strikers
- Fixing screws
- Installation and maintenance instruction sheet
- ICIM and CE Certificates

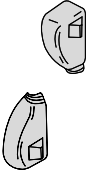
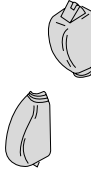
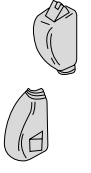
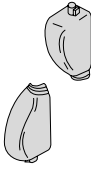

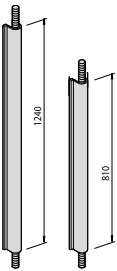
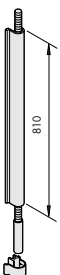
On request

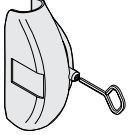
- Outside operation units
- Additional locking points
- Version with hold open device (spec. FG)
- Fire version with steel latchbolts (spec. FR)



MA32
10-05

Type	Description	 Unit weight  Pieces	ITEM					
			Type	Dim.	Hand	Fin.	Pers. Spec.	
	<ul style="list-style-type: none"> • Self-locking lateral latchbolt • SUPPLIED AS STANDARD <ul style="list-style-type: none"> - Strikers item. 1.07072.20.0 and 1.07072.21.0 • ON REQUEST: <ul style="list-style-type: none"> - Outside operation devices item. 1.07077.28/29/46/47/48/49.0 	0,860	1	1 59050 10 0				
	<ul style="list-style-type: none"> • MODULAR VERSION • Self-locking latchbolt which can be deactivated • SUPPLIED AS STANDARD: <ul style="list-style-type: none"> - Striker item 1.07072.20.0 e 1.07072.21.0 • Can be used with: <ul style="list-style-type: none"> - Pair of top/bottom latchbolts item 1.07063.60.0 - Pair of lateral latchbolts item 1.07063.50.0 - Pair of top/lateral latchbolts item 1.07063.65.1/2 - Pair of top/bottom dedbolts item 1.07063.70.0 • ON REQUEST: <ul style="list-style-type: none"> - Outside operation devices item. 1.07077.28/46/47/48.0 	0,860	1	1 59060 10 0				
	<ul style="list-style-type: none"> • MODULAR VERSION • Must be used with: <ul style="list-style-type: none"> - Pair of top/bottom latchbolts item 1.07063.60.0 - Pair of lateral latchbolts item 1.07063.50.0 - Pair of top/lateral latchbolts item 1.07063.65.1/2 - Pair of top/bottom dedbolts item 1.07063.70.0 • ON REQUEST: <ul style="list-style-type: none"> - Outside operation devices item. 1.07077.28/46/47/48.0 	0,860	1	1 59065 10 0				
	<ul style="list-style-type: none"> • Black painted aluminium alloy plate with handle and cylinder item 1.02649.10.0 	2,500	1	1 07077 28 0				
	<ul style="list-style-type: none"> • Black painted aluminium alloy plate with cylinder item 1.02649.11.0 	2,500	1	1 07077 29 0				

Type	Description	For serie/item	Unit weight Kg	Pieces	ITEM				
					Type	Dim.	Hand	Fin.	Pers. Spec.
	<ul style="list-style-type: none"> • Pair of latchbolts for lateral locking points • SUPPLIED AS STANDARD - Strikers item 1.07072.20.0 and 1.07072.21.0 	59060, 59065	1,000	1	1 07063 50 0				
	<ul style="list-style-type: none"> • Pair of dead-locking latchbolts for top/bottom locking points • SUPPLIED AS STANDARD - Upper striker item 1.07072.20.0 and 1.07072.21.0 - Floor striker item 1.07072.27.0 	59060, 59065	1,000	1	1 07063 60 0				
	<ul style="list-style-type: none"> • Pair of latchbolts for upper ded-locking and bottom lateral locking points • SUPPLIED AS STANDARD - Strikers item 1.07072.20.0 and 1.07072.21.0 	59060, 59065	1,000	1	1 07063 65 1				
			1,000	1	1 07063 65 2				
	<ul style="list-style-type: none"> • Pair of latchbolts for top/bottom locking points for swinging doors • SUPPLIED AS STANDARD - Upper striker item 1.07272.25.0 and 1.07072.26.0 - Floor striker item 1.07072.25.0 	59060, 59065	1,000	1	1 07063 70 0				
	<ul style="list-style-type: none"> • Additional lateral lotchbolt • SUPPLIED AS STANDARD - Strikers item 1.07072.20.0 and 1.07072.21.0 	59060, 59065	0,300	1	1 07063 25 1				
			0,300	1	1 07063 25 2				
	<ul style="list-style-type: none"> • Black painted extended bolts • To be used with latchbolts item 1.07063.50/60/65/70 	59060, 59065	1,130	1	1 07081 15 0				
	<ul style="list-style-type: none"> • Top extended bolt set 	07063	0,500	1	1 07064 50 0				

Type	Description	Unit weight Kg	Pieces	ITEM				
				Type	Dim.	Hand	Fin.	Pers.
	• Hold open device for Push-pad panic exit devices New EUROPA serie	0,080	1	1 07065 51 0				

EASY TO INSTALL

Installation on preassembled plates

