



CWall safes with electronic combinator - Digit vision	513	Standing safes with key	521
Wall safes with key	514	Standing safes, 1 star key	522
Wall safes, 1 star key	515	Standing safes with mechanical combinator	523
Wall safes, with mechanical combinator	516	Hotel safes - Digit Plus	524
Darwin series modular wall safes	518	Gun safes	525
Standing safes with electronic combinator -		Safe display stands	526
Digit vision	519	Spare parts and accessories for safes	527
CASH Standing safes with electronic combinator	520	Dimensional drawing.....	532





Technical features:

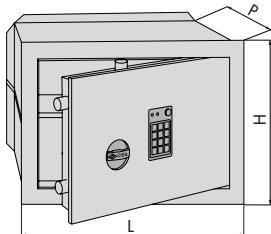
- Lit keypad.
- 10 mm. thick steel front (12 mm. for the 420x550 and 490x620 versions)
- Seals are assembled using tough welds
- Nickel-plated rolling steel dead-bolts (diameter 22 mm)
- Special high-resistance anti-corrosion kiln painting
- Carbonitrided steel lock protection plate
- Lock and mechanisms are fixed directly onto the door of the safe
- Opening commands do not protrude when in the rest position

Supplied as standard:

- Power cable
- Shelves
- Use and maintenance instructions
- Installation instructions.

DGT Vision

Type	Description	Prompt delivery	Outside dim.			Door thickness	Vertical bolts	Horizontal bolts	No. of shelves	Unit weight	Pieces	ITEM			
			L	H	P							Type	Dim.	Hand	Fin.



- Electronic combinator
- Internal light
- 1.5 V alkaline thin battery operation
- Removable door
- Laser welded sealing parts assembly

360	240	150	10	2	1	14,400	1	1 82710 30 0						
360	240	200	10	2	1	15,400	1	1 82710 31 0						
360	240	250	10	2	1	16,700	1	1 82710 32 0						
420	300	200	10	2	2	21,600	1	1 82710 40 0						
420	300	250	10	2	2	23,100	1	1 82710 41 0						
420	300	300	10	2	2	24,900	1	1 82710 42 0						
490	360	200	10	2	2	28,950	1	1 82710 50 0						
490	360	250	10	2	2	30,000	1	1 82710 51 0						
490	360	300	10	2	2	31,750	1	1 82710 52 0						
360	490	200	10	2	4	29,350	1	1 82710 70 0						
360	490	250	10	2	4	31,000	1	1 82710 71 0						
360	490	300	10	2	4	32,700	1	1 82710 72 0						
420	550	200	12	2	4	39,700	1	1 82710 80 0						
420	550	250	12	2	4	39,700	1	1 82710 81 0						
420	550	300	12	2	4	39,700	1	1 82710 82 0						
490	620	200	12	2	4	51,000	1	1 82710 90 0						
490	620	250	12	2	4	51,000	1	1 82710 91 0						
490	620	300	12	2	4	51,000	1	1 82710 92 0						



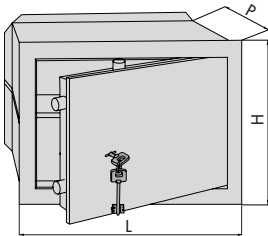
Technical features:

- 10 mm. thick steel front (12 mm. for the 420x550 and 490x620 versions)
- Seals are assembled through automated welding
- Nickel-plated rolling steel dead-bolts (diameter 22 mm.)
- Special, high-resistance anti-corrosion kiln painting
- Carbonitrided steel lock protection plate
- Lock and mechanisms are fixed directly onto the door of the safe

Supplied as standard:

- Shelves
- Instruction sheet
- Installation instructions

Type	Description	Prompt delivery	Outside dim.			Door thickness	Vertical bolts	Horizontal bolts	No. of shelves	Kg	Pieces	ITEM				
			L	H	P							Type	Dim.	Hand	Fin.	Pers.



- Key only version
- 2 keys item 1.00100.00.2

260	170	150	10	2	-	8,300	1	1	82010	10	0					
260	170	200	10	2	-	9,300	1	1	82010	11	0					
*	310	190	150	10	2	1	10,600	1	1	82010	20	0				
*	310	190	200	10	2	1	11,400	1	1	82010	21	0				
*	360	240	150	10	2	1	14,550	1	1	82010	30	0				
*	360	240	200	10	2	1	15,600	1	1	82010	31	0				
	360	240	250	10	2	1	16,900	1	1	82010	32	0				
*	420	300	200	10	2	2	21,600	1	1	82010	40	0				
*	420	300	250	10	2	2	25,000	1	1	82010	41	0				
	420	300	300	10	2	2	24,500	1	1	82010	42	0				
*	490	360	200	10	2	2	33,000	1	1	82010	50	0				
*	490	360	250	10	2	2	30,500	1	1	82010	51	0				
	490	360	300	10	2	2	31,700	1	1	82010	52	0				
	360	490	200	10	2	4	32,200	1	1	82010	70	0				
	360	490	250	10	2	4	34,400	1	1	82010	71	0				
	360	490	300	10	2	4	35,700	1	1	82010	72	0				
	420	550	200	12	2	4	39,700	1	1	82010	80	0				
	420	550	250	12	2	4	41,300	1	1	82010	81	0				
	420	550	300	12	2	4	43,500	1	1	82010	82	0				
	490	620	200	12	2	4	51,000	1	1	82010	90	0				
	490	620	250	12	2	4	52,800	1	1	82010	91	0				
	490	620	300	12	2	4	54,800	1	1	82010	92	0				



Technical features:

- 8 mm. thick steel doors with laser cut between the frame and door
- Nickel-plated steel anti-sawing rolling dead-bolts (diameter 22 mm.)
- Seals are assembled through automated welding
- Special high-resistance anti-corrosion kiln painting
- Carbonitrided steel lock protection plate
- Lock and mechanisms are fixed directly onto the door

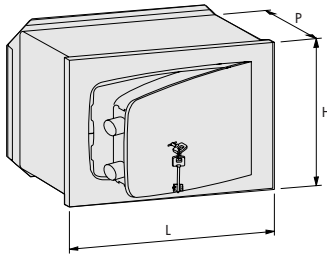
Standards:

- Manufactured in conformity with the UNI 10868:2000 Standards, grade 1 STAR resistance

Supplied as standard:

- Shelves
- Installation instructions
- Instruction sheet

Type	Description	Prompt delivery	Outside dim.			Door thickness	Vertical bolts	Horizontal bolts	No. of shelves	Unit weight	Pieces	ITEM			
			L	H	P							Type	Dim.	Hand	Fin.



- Key only version
- 2 keys item 1.00100.00.2

			310	190	145	8	2	1	9,400	1	1 8A010 20 0				
			310	190	195	8	2	1	10,300	1	1 8A010 21 0				
		*	360	240	145	8	2	1	12,650	1	1 8A010 30 0				
			360	240	195	8	2	1	13,700	1	1 8A010 31 0				
			420	300	195	8	2	1	18,100	1	1 8A010 40 0				
		*	420	300	245	8	2	1	20,000	1	1 8A010 41 0				



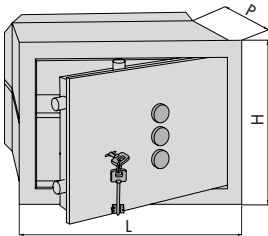
Technical features:

- 10 mm. thick steel front (12 mm. for the 420x550 and 490x620 versions)
- Seals are assembled using tough welds
- Nickel-plated rolling steel dead-bolts (diameter 22 mm.)
- Special, high-resistance anti-corrosion kiln painting
- Carbonitrided steel lock protection plate
- Lock and mechanisms are fixed directly onto the door of the safe.
- Opening commands do not protrude when in the rest position

Supplied as standard:

- Shelves
- Instruction sheet
- Installation instructions

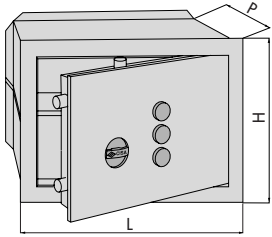
Type	Description	Prompt delivery	Outside dim.			Door thickness	Vertical bolts	Horizontal bolts	No. of shelves	Unit weight 	Pieces 	ITEM			
			L	H	P							Type	Dim.	Hand	Fin.



- Key and 3-knob combinator version
- 2 keys item 1.00101.00.2

*	310	190	150	10	2	1	11,000	1	1 82210 20 0					
*	310	190	200	10	2	1	12,000	1	1 82210 21 0					
*	360	240	150	10	2	1	15,000	1	1 82210 30 0					
*	360	240	200	10	2	1	15,850	1	1 82210 31 0					
	360	240	250	10	2	1	12,900	1	1 82210 32 0					
*	420	300	200	10	2	2	22,200	1	1 82210 40 0					
*	420	300	250	10	2	2	23,500	1	1 82210 41 0					
	420	300	300	10	2	2	24,750	1	1 82210 42 0					
*	490	360	200	10	2	2	28,700	1	1 82210 50 0					
*	490	360	250	10	2	2	30,500	1	1 82210 51 0					
	490	360	300	10	2	2	32,000	1	1 82210 52 0					
	360	490	200	10	2	4	29,400	1	1 82210 70 0					
	360	490	250	10	2	4	30,950	1	1 82210 71 0					
	360	490	300	10	2	4	36,150	1	1 82210 72 0					
	420	550	200	12	2	4	40,000	1	1 82210 80 0					
	420	550	250	12	2	4	42,850	1	1 82210 81 0					
	420	550	300	12	2	4	43,900	1	1 82210 82 0					
	490	620	200	12	2	4	51,000	1	1 82210 90 0					
	490	620	250	12	2	4	52,800	1	1 82210 91 0					
	490	620	300	12	2	4	55,250	1	1 82210 92 0					

Type	Description	Prompt delivery	Outside dim.			Door thickness	Vertical bolts	Horizontal bolts	No. of shelves	Unit weight 	Pieces 	ITEM				
			L	H	P							Type	Dim.	Hand	Fin.	Pers.



• 3-knob combinator only version

*	310	190	150	10		2	1	10,800	1	1 82410 20 0								
*	310	190	200	10		2	1	11,700	1	1 82410 21 0								
*	360	240	150	10		2	1	14,700	1	1 82410 30 0								
*	360	240	200	10		2	1	15,800	1	1 82410 31 0								
	360	240	250	10		2	1	17,300	1	1 82410 32 0								
*	420	300	200	10	2	2	1	22,000	1	1 82410 40 0								
*	420	300	250	10	2	2	1	23,150	1	1 82410 41 0								
	420	300	300	10	2	2	1	24,500	1	1 82410 42 0								
*	490	360	200	10	2	2	1	28,950	1	1 82410 50 0								
*	490	360	250	10	2	2	1	30,700	1	1 82410 51 0								
	490	360	300	10	2	2	1	35,000	1	1 82410 52 0								
	360	490	200	10	2	4	2	29,500	1	1 82410 70 0								
	360	490	250	10	2	4	2	31,000	1	1 82410 71 0								
	360	490	300	10	2	4	2	35,700	1	1 82410 72 0								
	420	550	200	12	2	4	2	40,700	1	1 82410 80 0								
	420	550	250	12	2	4	2	42,000	1	1 82410 81 0								
	420	550	300	12	2	4	2	44,000	1	1 82410 82 0								
	490	620	200	12	2	4	2	50,700	1	1 82410 90 0								
	490	620	250	12	2	4	2	53,000	1	1 82410 91 0								
	490	620	300	12	2	4	2	54,500	1	1 82410 92 0								



Technical features:

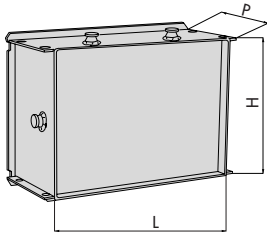
- Modular front and safe compartment
- 10 mm. thick steel front
- 5 mm. thick steel side and upper walls
- Seals are assembled using tough welds
- Nickel-plated rolling steel dead-bolts (diameter 22 mm.)
- Special high-resistance anti-corrosion kiln painting
- Carbonitrided steel lock protection plate
- Lock and mechanisms are fixed directly onto the door of the safe.
- Opening commands do not protrude when in the rest position

Supplied as standard:

- Frame edge cover
- Shelf
- Bolts for fixing the compartment
- Instruction sheet
- Installation instructions

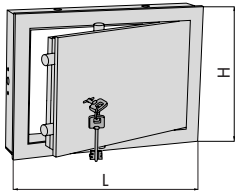
Darwin

Type	Description	Prompt delivery	Outside dim.			Door thickness	Vertical bolts	Horizontal bolts	No. of shelves	Unit weight 	Pieces 	ITEM			
			L	H	P							Type	Dim.	Hand	Fin.



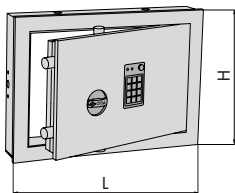
- Safe compartment with temporary cover

			470	336	200				-	10,650	1	1	83000	40	0
*			470	336	250				-	12,000	1	1	83000	41	0



- Faceplate with key
- Two keys item 1.00101.00.2
- To be combined with item 83000.40/41

*			420	300		10	2	2	1	19,400	1	1	83010	40	0
---	--	--	-----	-----	--	----	---	---	---	--------	---	---	-------	----	---



- Lit keypad
- Faceplate with electronic combinator
- Internal light
- To be combined with item 83000.40/41
- 1.5 V alkaline thin battery operation
- Laser welded sealing parts assembly
- SUPPLIED AS STANDARD: Power cable

			420	300		10	2	2	1	18,300	1	1	83710	40	0
--	--	--	-----	-----	--	----	---	---	---	--------	---	---	-------	----	---



Technical features:

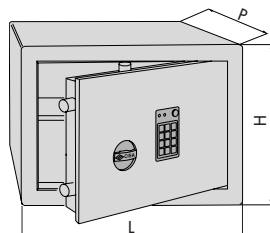
- Lit keypad.
- 10 mm thick steel front (12 mm. for the 420x550 and 490x620 versions)
- Seals are assembled using tough welds
- Nickel-plated rolling steel dead-bolts (diameter 22 mm)
- Special high-resistance anti-corrosion kiln painting
- Carbonitrided steel lock protection plate
- Lock and mechanisms are fixed directly onto the door of the safe
- Opening commands do not protrude when in the rest position

Supplied as standard:

- Power cable
- Shelves
- Use and maintenance instructions
- Installation instructions.

DGT Vision

Type	Description	Prompt delivery	Outside dim.			Door thickness	Vertical bolts	Horizontal bolts	No. of shelves	Unit weight	Pieces	ITEM				
			L	H	P							Type	Dim.	Hand	Fin.	Pers.



- Electronic combinator
- Internal light
- 1.5 V alkaline thin battery operation
- Removable door
- Laser welded sealing parts assembly

			360	240	300	10	2	1	28,200	1	1	82750	34	0					
			420	300	350	10	2	1	40,500	1	1	82750	43	0					
			490	360	350	10	2	2	51,000	1	1	82750	53	0					
			360	490	400	10	2	4	55,650	1	1	82750	74	0					
			420	550	450	12	2	4	75,000	1	1	82750	85	0					
			490	620	450	12	2	4	92,000	1	1	82750	95	0					



Technical features:

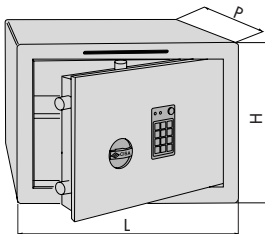
- 10 mm thick, steel front
- Seals are assembled using tough welds
- Nickel-plated rolling steel dead-bolts (diameter 22 mm)
- Special, high-resistance anti-corrosion kiln painting
- Carbonitrided steel lock protection plate
- Lock and mechanisms are fixed directly onto the door of the safe.
- Opening commands do not protrude when in the rest position

Supplied as standard:

- Power cable
- Shelves (where these are provided for)
- Instruction sheet
- Installation instructions

DGT Cash

Type	Description	Prompt delivery	Outside dim.			Door thickness	Vertical bolts	Horizontal bolts	No. of shelves	Unit weight	Pieces	ITEM				
			L	H	P							Type	Dim.	Hand	Fin.	Pers.



- Back-lit alphanumeric keypad
- Slot to introduce money or papers
- Opening delay programmable between 1 and 99 minutes
- Electronic combinator
- Internal light
- 1.5 V alkaline battery powered
- Removable door
- Laser welded sealing part assembly

			360	270	300	10	2	1	22,200	1	1	82751	35	0				
			360	520	400	10	2	4	52,400	1	1	82751	75	0				



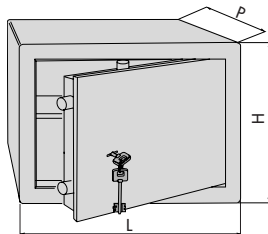
Technical features:

- 10 mm. thick steel front (12 mm. for the 420x550 and 490x620 versions)
- Side and upper walls in 5 mm. thick steel
- Seals are assembled using tough welds
- Nickel-plated rolling steel dead-bolts (diameter 22 mm.)
- Special high-resistance anti-corrosion kiln painting
- Carbonitrided steel lock protection plate
- Lock and mechanisms are fixed directly onto the door of the safe

Supplied as standard:

- Shelves
- Instruction sheet
- Installation instructions

Type	Description	Prompt delivery	Outside dim.			Door thickness	Vertical bolts	Horizontal bolts	No. of shelves	Unit weight	Pieces	ITEM				
			L	H	P							Type	Dim.	Hand	Fin.	Pers.



- Key only version
- Two keys item 1.00101.00.2

	360	240	300	10		2	1	28,300	1	1 82050 34 0				
	420	300	350	10	2	2	1	40,900	1	1 82050 43 0				
	490	360	350	10	2	2	1	54,000	1	1 82050 53 0				
*	360	490	400	10	2	4	2	54,900	1	1 82050 74 0				
	420	550	450	12	2	4	2	75,500	1	1 82050 85 0				
	490	620	450	12	2	4	2	92,000	1	1 82050 95 0				



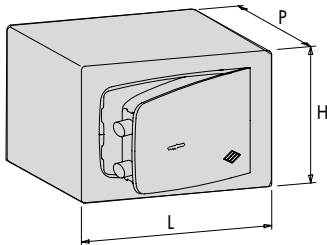
Technical features:

- 8 mm thick, steel front
- Seals are assembled using tough welds
- Nickel-plated rolling steel dead-bolts (diameter 22 mm)
- Special, high-resistance anti-corrosion kiln painting
- Carbonitrided steel lock protection plate
- Lock and mechanisms are fixed directly onto the door of the safe.
- Opening commands do not protrude when in the rest position

Supplied as standard:

- Shelves (where these are provided for)
- Instruction sheet
- Installation instructions

Type	Description	Prompt delivery	Outside dim.			Door thickness	Vertical bolts	Horizontal bolts	No. of shelves	Unit weight 	Pieces 	ITEM			
			L	H	P							Type	Dim.	Hand Fin.	Pers. Spec.



- Key only version
- 2 keys item 1.00100.00.2

310	190	250	8	2	1	13,200	1	1	8A050	23	0			
360	240	300	8	2	1	19,600	1	1	8A050	34	0			
420	300	350	8	2	1	27,350	1	1	8A050	43	0			



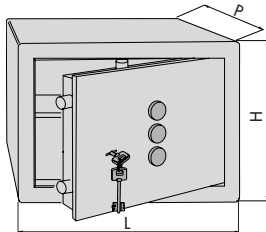
Technical features:

- 10 mm. thick steel front (12 mm. for the 420x550 and 490x620 versions)
- Side and upper walls in 5 mm. thick steel
- Seals are assembled using tough welds
- Nickel-plated rolling steel dead-bolts (diameter 22 mm.)
- Special high-resistance anti-corrosion kiln painting
- Carbonitrided steel lock protection plate
- Lock and mechanisms are fixed directly onto the door of the safe.
- Opening commands do not protrude when in the rest position

Supplied as standard:

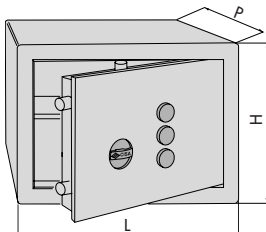
- Shelves
- Instruction sheet
- Installation instructions

Type	Description	Prompt delivery	Outside dim.			Door thickness	Vertical bolts	Horizontal bolts	No. of shelves	Unit weight 	Pieces 	ITEM			
			L	H	P							Type	Dim.	Hand	Fin.



- Key and 3-knob combinator version
- Two keys item 1.00101.00.2

*	360	240	300	10		2	1	28,600	1	1 82250 34 0				
*	420	300	350	10	2	2	1	42,800	1	1 82250 43 0				
*	490	360	350	10	2	2	1	55,000	1	1 82250 53 0				
	360	490	400	10	2	4	2	59,000	1	1 82250 74 0				
	420	550	450	12	2	4	2	75,750	1	1 82250 85 0				
	490	620	450	12	2	4	2	93,080	1	1 82250 95 0				



- 3-knob combinator only version

	360	240	300	10		2	1	28,600	1	1 82450 34 0				
	420	300	350	10	2	2	1	42,200	1	1 82450 43 0				
	490	360	350	10	2	2	1	53,800	1	1 82450 53 0				
	360	490	400	10	2	4	2	58,700	1	1 82450 74 0				
	420	550	450	12	2	4	2	75,600	1	1 82450 85 0				
	490	620	450	12	2	4	2	92,500	1	1 82450 95 0				

**Technical features:**

- Technical features
- Sized for laptop PCs
- Motor-driven lock
- Emergency mechanical opening
- Display unit
- Master Code

Supplied as standard:

- 4 AARL6 batteries
- Internal mat



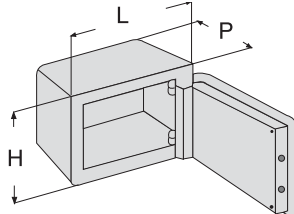

Finish:

- STANDARD:
Silicon grey (RAL 7032)
- ON REQUEST:
Graphite (RAL 7015) Spec. 93

On request:

- Internal power outlet
- 6 digit code
- L.H. opening door
- Master Code opening delay

Digit Plus

Type	Description	Prompt delivery	Outside dim.			Door thickness	Vertical bolts	Horizontal bolts	No. of shelves	Unit weight 	Pieces 	ITEM				
			L	H	P							Type	Dim.	Hand	Fin.	Pers. Spec.
 <ul style="list-style-type: none"> • Digit Plus • Digit Plus Compact • Digit Plus Memory • Latest 100 operations log • Digit Plus Memory Compact • Latest 100 operations log 		430	192	350	6	2	-	14,200	1	1	A0G02 01 0					
		360	220	220	6	2	-	11,000	1	1	A0G06 01 0					
		430	192	350	6	2	-	14,200	1	1	A0G04 01 0					
		360	220	220	6	2	-	11,000	1	1	A0G08 01 0					
 <ul style="list-style-type: none"> • Dot matrix plot printer 									1,150	1	1	A0G00 00 0				



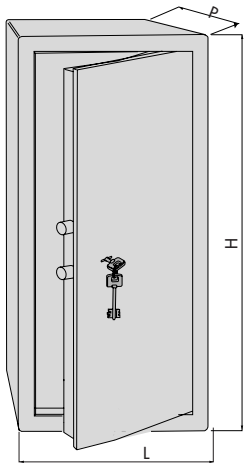
Technical features:

- 3 mm thickness for casing and door
- Laser cut between frame and door
- Sturdy welds to assemble tightness parts
- 18 mm diameter steel rotary deadbolts
- Opening controls not protruding at rest
- Capacity: 6 guns

Supplied as standard:

- Cartridge store
- Instruction sheet
- Installation instructions

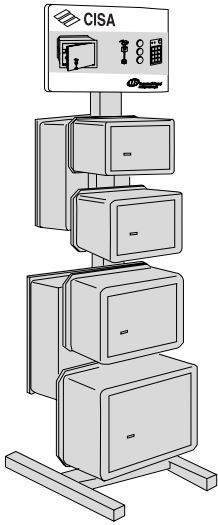
Type	Description	Prompt delivery	Outside dim.			Door thickness	Vertical bolts	Horizontal bolts	No. of shelves	Unit weight	Pieces	ITEM				
			L	H	P							Type	Dim.	Hand	Fin.	Pers.



- Double Bitted Key
- Capacity: 6 slots

555	1380	205	3	2	1	66,000	1	1	84080	06	0				
555	1380	205	3	2	1	68,000	1	1	84081	06	0				
555	1380	205	3	2	3	68,000	1	1	84181	06	0				

Type	Description	For series/item	Kg	Pcs	ITEM				
					Type	Dim.	Height	Fin.	Pers.



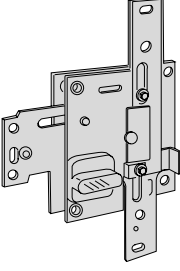
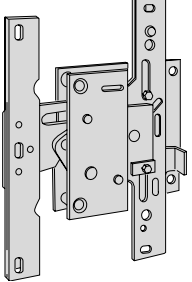
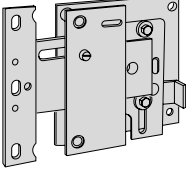
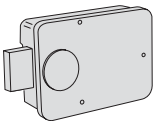
- DISPLAY FOR WALL SAFES
- WITH ADJUSTABLE SUPPORTS
- FOR WALL AND STANDING SAFES

15,000 1 1 06610 50 0

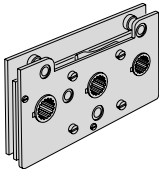
Type	Description	For series/item	Unit weight Pieces	ITEM				
				Type	Dim.	Hand	Fin.	Pers. Spec.
	<ul style="list-style-type: none"> Combinator dial and plate 	1 58010 00 0	0,200 0	1	07095 00 0			
	<ul style="list-style-type: none"> Set of 3 knobs and combinator changing key 	1 58011 00 0	0,150 1	1	07108 00 0			
	<ul style="list-style-type: none"> Lock operating knob 	1 57424 30 1, 1 57429 30 1	0,160 1	1	07109 00 0			
	<ul style="list-style-type: none"> Changing key for safes with combinator 	1 58010 00 0, 82310, 82350, 82510, 82550	0,020 1	1	07109 01 0			
	<ul style="list-style-type: none"> Changing key set for safes with 3-knob combinator 	1 58011 00 0, 82210, 82250, 82410, 82450	0,040 0	1	07109 03 0			
	<ul style="list-style-type: none"> 9V battery holder 	82610, 82650	0,030 1	1	07114 00 0			
	<ul style="list-style-type: none"> Electronic board master code 		0,035 1	1	07114 12 0			
	<ul style="list-style-type: none"> Electronic board for Digit Vision safe 	82710, 82750	0,035 1	1	07114 15 0			
	<ul style="list-style-type: none"> 6V battery holder 	82610, 82650, 82710, 82750	0,030 1	1	07114 05 0			
	<ul style="list-style-type: none"> Solenoid plate group 6V 		0,250 0	1	07114 06 0			

Type	Description	For series/item	Unit weight Pieces	ITEM				
				Type	Dim.	Hand	Fin.	Pers. Spec.
	<ul style="list-style-type: none"> • Kit to convert from safes Digit to safes Digit Vision Master Code 		0,370	1	1	07114	11	0
	<ul style="list-style-type: none"> • Key pad for Digit Vision safe 		0,005	1	1	07114	16	0
	<ul style="list-style-type: none"> • Kit to convert from safes Digit to safes Digit Vision 		0,370	1	1	07114	17	0
	<ul style="list-style-type: none"> • Lacquered steel support for furniture safes 	1 82050 74 0, 1 82250 74 0, 1 82350 74 0, 1 82450 74 0, 1 82550 74 0, 1 82650 74 0	16,650	1	1	07125	00	0
	<ul style="list-style-type: none"> • Lacquered steel support for furniture safes 	1 82050 85 0, 1 82050 95 0, 1 82250 85 0, 1 82250 95 0, 1 82350 85 0, 1 82350 95 0, 1 82450 85 0, 1 82450 95 0, 1 82550 85 0, 1 82550 95 0	17,950	1	1	07125	01	0
	<ul style="list-style-type: none"> • Box for digit cash safes 		1,000	1	1	07125	05	0

Type	Description	For series/item	Unit weight Pieces	ITEM				
				Type	Dim.	Hand	Fin.	Pers.
	<ul style="list-style-type: none"> • 6V external power supply cable 	82610, 82650, 82651	0,030	1	1	07430	31	0
	<ul style="list-style-type: none"> • 6V external power supply cable 	82710, 82750, 82751	0,030	1	1	07430	32	0
	<ul style="list-style-type: none"> • Zinc plated steel lock • One locking point • Two keys item 1.00101.00.2 • FOR KEY-OPERATED SAFES: item 1.82010.10.0 item 1.82010.11.0 		0,426	1	1	57409	30	1
	<ul style="list-style-type: none"> • Zinc plated steel lock • One locking point • Two keys item 1.00101.00.2 • FOR SAFES OPERATED EITHER BY KEY ONLY OR KEY AND MECHANICAL COMBINATOR: Series 82010.20÷32 Series 82050.34 Series 82210.20÷32 Series 82250.34 Series 82310.30÷32 Series 82350.34 		0,460	1	1	57411	30	1
	<ul style="list-style-type: none"> • Zinc plated steel lock • One locking point • Two keys item 1.00101.00.2 • FOR 1 STAR SAFES OPERATED BY KEY ONLY: Series 8A010.20÷41 		0,460	1	1	57411	31	1

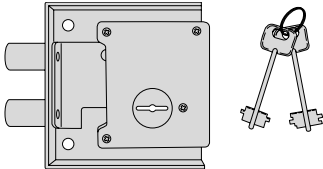
Type	Description	For series/item	Unit weight Kg	Pieces	ITEM				
					Type	Dim.	Hand	Fin.	Pers. Spec.
	<ul style="list-style-type: none"> • Zinc plated steel lock • Three locking points • Two keys item 1.00101.00.2 • FOR SAFES OPERATED EITHER BY KEY ONLY OR KEY AND MECHANICAL COMBINATOR: Series 82010.40÷92 Series 82050.43÷95 Series 82210.40÷92 Series 82250.43÷95 Series 82310.40÷92 Series 82350.43÷95 Series 83010.40 		0,620	1	1	57416	30	1	
	<ul style="list-style-type: none"> • Zinc plated steel lock • Three locking points • Two keys item 1.00101.00.2 • FOR 1 STAR SAFES OPERATED BY KEY ONLY: Series 82010.40÷92 Series 82050.43÷95 Series 82210.40÷92 Series 82250.43÷95 Series 82310.40÷92 Series 82350.43÷95 Series 83010.40 		0,620	1	1	57416	31	1	
	<ul style="list-style-type: none"> • Zinc plated single throw steel lock • Three locking points • FOR SAFES OPERATED EITHER BY MECHANICAL OR ELECTRONICAL COMBINATOR: Series 82410.40÷92 Series 82450.43÷95 Series 82510.40÷92 Series 82550.43÷95 Series 82610.40÷72 Series 82650.43÷74 Series 83610.40 		0,500	1	1	57424	30	1	
	<ul style="list-style-type: none"> • Zinc plated single throw steel lock • One locking point • FOR SAFES OPERATED EITHER BY MECHANICAL OR ELECTRONICAL COMBINATOR: Series 82410.20÷32 Series 82450.34 Series 82510.30÷32 Series 82550.34 Series 82610.30÷32 Series 82650.34 		0,400	1	1	57429	30	1	
	<ul style="list-style-type: none"> • Combinator dial 	82310, 82315, 82350, 82510, 82515, 82550	0,400	1	1	58010	00	0	

Type	Description	For series/item	 Unit weight  Pieces	ITEM			
				Type	Dim.	Hand	Fin.



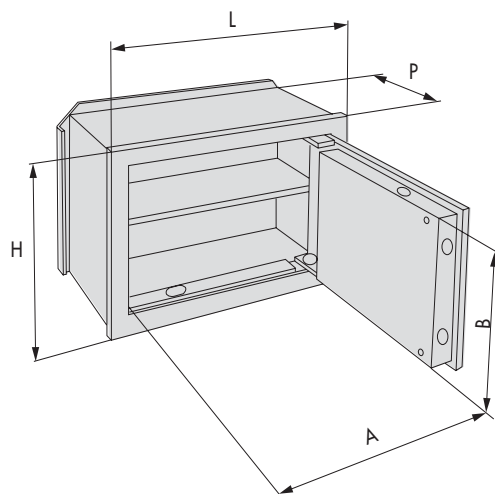
- 3-knob combinator

82210, 82250, 0,430 1 1 58011 00 0
82410, 82450

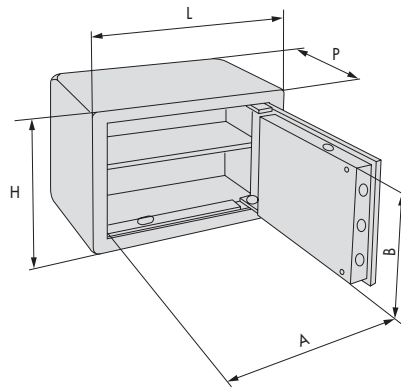


- Lock for gun safe

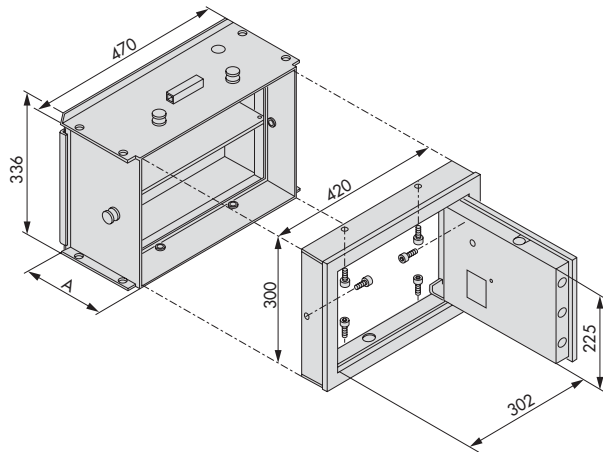
84080, 84081, 0,650 1 1 87409 70 0
84081



ITEM	DIMENSIONS (mm)									Deadbolt	Shelfs	Weight Kg	
	Outside			Inside			A B		Rear				
	L	H	P	L	H	P	A	B	Outside				
1-8A010-20	310	190	150	292	172	100	192	115	340	210	2	1	12,9
1-8A010-21	"	"	200	"	"	150	192	115	340	210	2	1	13,6
1-8A010-30	360	240	150	342	222	100	242	165	390	260	2	1	17,5
1-8A010-31	"	"	200	"	"	150	242	165	390	260	2	1	18,4
1-8A010-40	420	300	200	402	282	150	302	225	450	320	2	1	24,7
1-8A010-41	"	"	250	"	"	200	302	225	450	320	2	1	25,8
1-82010-10	260	170	150	242	152	100	142	95	290	190	2	-	7,3
1-82010-11	"	"	200	"	"	150	142	95	290	190	2	-	8,0
1-82010-20 1-82210-20 1-82410-20	310	190	150	292	172	100	192	115	340	210	2	1	12,9
1-82010-21 1-82210-21 1-82410-21	"	"	200	"	"	150	192	115	340	210	2	1	13,6
1-82010-22 1-82210-22 1-82410-22	"	"	250	"	"	200	192	115	340	210	2	1	14,4
1-82010-30 1-82210-30 1-82410-30 1-82710-30	360	240	150	342	222	100	242	165	390	260	2	1	17,5
1-82010-31 1-82210-31 1-82410-31 1-82710-31	"	"	200	"	"	150	242	165	390	260	2	1	18,4
1-82010-32 1-82210-32 1-82410-32 1-82710-32	"	"	250	"	"	200	242	165	390	260	2	1	19,3
1-82010-40 1-82210-40 1-82410-40 1-82710-40	420	300	200	402	282	150	302	225	450	320	4+2	1	24,7
1-82010-41 1-82210-41 1-82410-41 1-82710-41	"	"	250	"	"	200	302	225	450	320	4+2	1	25,8
1-82010-42 1-82210-42 1-82410-42 1-82710-42	"	"	300	"	"	250	302	225	450	320	4+2	1	26,9
1-82010-50 1-82210-50 1-82410-50 1-82710-50	490	360	200	472	342	150	372	285	520	380	4+2	1	33,1
1-82010-51 1-82210-51 1-82410-51 1-82710-51	"	"	250	"	"	200	372	285	520	380	4+2	1	34,4
1-82010-52 1-82210-52 1-82410-52 1-82710-52	"	"	300	"	"	250	372	285	520	380	4+2	1	35,7
1-82010-70 1-82210-70 1-82410-70 1-82710-70	360	490	200	342	472	150	242	415	390	510	4+2	2	33,1
1-82010-71 1-82210-71 1-82410-71 1-82710-71	"	"	250	"	"	200	242	415	390	510	4+2	2	34,4
1-82010-72 1-82210-72 1-82410-72 1-82710-72	"	"	300	"	"	250	242	415	390	510	4+2	2	35,7
1-82010-80 1-82210-80 1-82410-80 1-82710-80	420	550	200	402	532	150	302	475	450	570	4+2	2	39,7
1-82010-81 1-82210-81 1-82410-81 1-82710-81	"	"	250	"	"	200	302	475	450	570	4+2	2	41,3
1-82010-82 1-82210-82 1-82410-82 1-82710-82	"	"	300	"	"	250	302	475	450	570	4+2	2	42,9
1-82010-90 1-82210-90 1-82410-90 1-82710-90	490	620	200	472	602	150	372	545	520	640	4+2	2	51,0
1-82010-91 1-82210-91 1-82410-91 1-82710-91	"	"	250	"	"	200	372	545	520	640	4+2	2	52,8
1-82010-92 1-82210-92 1-82410-92 1-82710-92	"	"	300	"	"	250	372	545	520	640	4+2	2	54,6



ITEM	DIMENSIONS (mm)								Deadbolt	Shelfs	Weight Kg
	Outside			Inside			A	B			
	L	H	P	L	H	P					
1-8A050-23	360	240	300	350	230	245	242	165	2	1	13,2
1-8A050-34	420	300	350	410	290	295	302	225	2	1	19,6
1-8A050-43	490	360	350	480	350	295	372	285	2	1	22,5
1-82050-34 1-82250-34 1-82450-34 1-82750-34	360	240	300	350	230	245	242	165	2	1	25,5
1-82050-43 1-82250-43 1-82450-43 1-82750-43	420	300	350	410	290	295	302	225	4+2	1	38,7
1-82050-53 1-82250-53 1-82450-53 1-82750-53	490	360	350	480	350	295	372	285	4+2	1	49,5
1-82050-74 1-82250-74 1-82450-74 1-82750-74	360	490	400	350	480	345	242	415	4+2	2	54,2
1-82050-85 1-82250-85 1-82450-85 1-82750-85	420	550	450	410	540	395	302	475	4+2	2	69,4
1-82050-95 1-82250-95 1-82450-95 1-82750-95	490	620	450	480	610	395	372	545	4+2	2	84,5
1-82751-34	360	240	300	350	230	245	242	165	2	1	27,2
1-82751-74	360	490	400	350	480	345	242	415	4+2	2	52,4
1-A0G02-01	420	192	350	426	179	295			1		16
1-A0G06-01	420	192	350	426	179	295			1		16
1-A0G04-01	360	220	220	356	207	157			1		11
1-A0G08-01	360	220	220	356	207	157			1		11



	DIMENSIONS (mm)								Deadbolt	Shelfs	Weight Kg	
	Esterne			Inside			Outside					Rear outside
	L	H	P	L	H	P	A	B				
SAFES COMPARTMENT												
1-83000-40	470	336	200	420	300	200	-	-	450	320	-	15,2
1-83000-41	"	"	250	"	"	250	-	-	"	"	-	16,3
FRONTAL												
1-83010-40	420	300	-	-	-	-	302	225	-	-	2+2-	19,4
1-83710-40	"	"	-	-	-	-	"	"	-	-	2+2-	19,7

