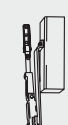

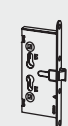
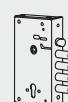


Locks for wooden doors



Cylinder electric rim locks - elettrica	285	Four-throw double-bit key or twin double-bit key mortice locks	317
Electric rim locks	286	Four-throw double-bit key mortice locks with multiple dead-bolt	319
Electric rim locks for heavy doors	288	Two-throw double-bit key mortice locks	321
Electric mortice locks	289	Two-throw double-bit key mortice locks with multiple dead-bolt	323
Electric strikers for mortice locks	290	Double-bit key rim locks	324
Electric strikers for mortice locks	293	Multipoint cylinder mortice locks	326
Rim locks	294	Multipoint double-bit key mortice locks	329
Rim latches	297	Accessories for electric locks.....	330
Rim latches with opening limiting device	299	Accessories for cylinder rim locks	333
Multithrow cylinder rim locks	301	Accessories for cylinder mortice locks	334
Cylinder mortice locks	302	Accessories for Heavy Duty mortice locks	336
Cylinder mortice locks CISA Logo Line series	304	Accessories for double-bit key mortice locks	338
Cylinder mortice locks	306	Accessories for double-bit key rim locks	342
Cylinder mortice locks with multiple dead-bolt	307	Accessories for multipoint mortice locks	345
Four-throw cylinder mortice locks	308	Dimensional drawing.....	353
Heavy Duty cylinder mortice locks	309		
Cylinder mortice locks	313		
Handle sets mortice locks	314		





Technical features:

- Painted protective steel case
- Metal striker with stainless steel swinging pin
- Rotary hook deadbolt in extruded aluminium
- 12 V ac CE
- Non-handed and with a variable backset from 50 to 80 mm
- Rated current 3A

Supplied as standard:

- Striker
- Instruction sheet
- Fixing screws
- 2 spacers for the striker
- 3 keys item 1.01070.10.1

On request:

- Booster item 1.07022.00.0
- Booster plus item 1.07022.10.0
- BTicino coil item 1.07025.10.0
- Microswitch item 1.07023.00.0
- Open door indicator item 1.07126.01.0

Certification:

- ELETTRIKA is certified according to the European standard prEN 14846:06:

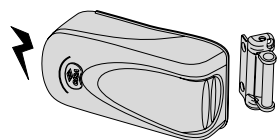
Security degree 6 (2,000 Kg lateral thrust)

Hand:

0 = Non-hande

Elettrika

Type	Description	Cylinder	Throws	Backset	Unit weight Kg	Pieces	ITEM				
							Type	Dim.	Hand	Fin.	Pers.



- Inner push-button



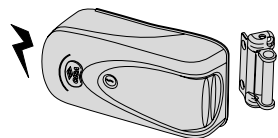
Art.
1 0G500 00 0

50÷80 2,450 1 1 1A610 00 0



Art.
1 0G200 55 0

50÷80 2,350 1 1 1A611 00 0



- Inner push-button
- Hold open device



Art.
1 0G115 00 0

50÷80 2,500 1 1 1A630 00 0



Art.
1 0G150 00 0

50÷80 2,350 1 1 1A631 00 0



Technical features:

- Steel case and striker, painted aluminium grey
- Dead-locking latch
- 12 V ac CE
- Rated current 2,5A

Supplied as standard:

- Striker
- 3 keys item 1.01310.00.1
- Fixing screws
- Instruction sheet

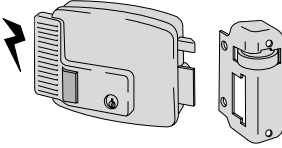
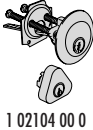
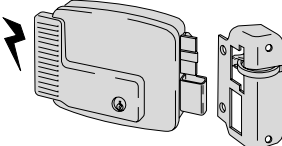
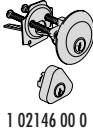

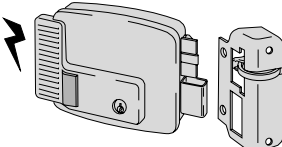
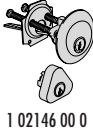
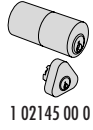
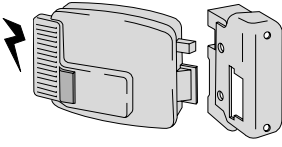

Certification:

- This electric lock series is certified according to the European standard prEN 14846:06: Security degree 3 (500 Kg lateral thrust and 200 Kg front load)

Hand:

- 1 = R.H. inwards
- 2 = L.H. inwards
- 3 = R.H. outwards
- 4 = L.H. outwards

Type	Description	Cylinder	Throws	Backset	Unit weight 	Pieces 	ITEM							
							Type	Dim.	Hand	Fin.	Pers. Spec.			
	• Inside push-button		40	1,480	1	1	11540	40	1					
			40	1,480	1	1	11540	40	2					
	• Inside push-button and cylinder • Hold-open device		40	1,576	1	1	11560	40	1					
			40	1,566	1	1	11560	40	2					
	• Inside push-button		50	1,435	1	1	11610	50	1					
			50	1,440	1	1	11610	50	2					
			60	1,435	1	1	11610	60	1					
			60	1,445	1	1	11610	60	2					
			70	1,440	1	1	11610	70	1					
			70	1,450	1	1	11610	70	2					
			80	1,440	1	1	11610	80	1					
			80	1,440	1	1	11610	80	2					
						50	1,445	1	1	11611	50	1		
						50	1,434	1	1	11611	50	2		
60	1,500	1				1	11611	60	1					
60	1,440	1				1	11611	60	2					
70	1,445	1				1	11611	70	1					
70	1,440	1				1	11611	70	2					
80	1,439	1				1	11611	80	1					
80	1,444	1				1	11611	80	2					

Type	Description	Cylinder	Throws	Backset	Kg	Unit weight	Pieces	ITEM				
								Type	Dim.	Hand	Fin.	Pers. Spec.
	<ul style="list-style-type: none"> • Inside push-button and cylinder • Hold-open device 	 1 02104 00 0	50	1,538	1	1	11630	50	1			
			50	1,523	1	1	11630	50	2			
			60	1,533	1	1	11630	60	1			
			60	1,529	1	1	11630	60	2			
			70	1,532	1	1	11630	70	1			
			70	1,527	1	1	11630	70	2			
			80	1,536	1	1	11630	80	1			
			80	1,531	1	1	11630	80	2			
				<ul style="list-style-type: none"> • Manual throw dead-bolt • Inside cylinder 	 1 02146 00 0	2	50	1,660	1	1	11660	50
2	50	1,664				1	1	11660	50	2		
2	60	1,675				1	1	11660	60	1		
2	60	1,676				1	1	11660	60	2		
2	70	1,676				1	1	11660	70	1		
2	70	1,675				1	1	11660	70	2		
2	80	1,694				1	1	11660	80	1		
2	80	1,692				1	1	11660	80	2		
 1 02145 00 0	2	50			1,665	1	1	11661	50	1		
	2	50			1,669	1	1	11661	50	2		
	2	60			1,673	1	1	11661	60	1		
	2	60			1,685	1	1	11661	60	2		
	2	70			1,700	1	1	11661	70	1		
	2	70			1,682	1	1	11661	70	2		
	<ul style="list-style-type: none"> • Manual throw dead-bolt • Inside push-button and cylinder 	 1 02146 00 0	2	50	1,656	1	1	11670	50	1		
			2	50	1,650	1	1	11670	50	2		
			2	60	1,660	1	1	11670	60	1		
			2	60	1,670	1	1	11670	60	2		
			2	70	1,670	1	1	11670	70	1		
			2	70	1,665	1	1	11670	70	2		
			2	80	1,675	1	1	11670	80	1		
			2	80	1,675	1	1	11670	80	2		
		 1 02145 00 0	2	50	1,657	1	1	11671	50	1		
			2	50	1,654	1	1	11671	50	2		
			2	60	1,667	1	1	11671	60	1		
			2	60	1,666	1	1	11671	60	2		
			2	70	1,664	1	1	11671	70	1		
			2	70	1,670	1	1	11671	70	2		
	<ul style="list-style-type: none"> • FOR OUTWARD OPENING DOORS • Inside push-button 	 1 02500 00 0	50	1,490	1	1	11610	50	3			
			50	1,490	1	1	11610	50	4			
			60	1,494	1	1	11610	60	3			
			60	1,495	1	1	11610	60	4			
			70	1,496	1	1	11610	70	3			
			70	1,486	1	1	11610	70	4			
			80	1,492	1	1	11610	80	3			
			80	1,480	1	1	11610	80	4			

Technical features:

- Steel case and striker, painted semi-opaque black
- Inside knob
- 12 V ac CE
- Rated current 0,8 A

Supplied as standard:

- Striker
- 3 keys item 1.01210.00.2
- Fixing screws
- Instruction sheet

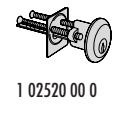
Hand:

1 = R.H. inwards

2 = L.H. inwards

Type	Description	Cylinder	Throws	Backset	Unit weight	Pieces	ITEM			
							Type	Dim.	Hand	Fin.

- Inside knob
- Black painted, semi-opaque



60	3,345	1	1	13010 60 1
60	3,350	1	1	13010 60 2
70	3,338	1	1	13010 70 1
70	3,314	1	1	13010 70 2
80	3,320	1	1	13010 80 1
80	3,322	1	1	13010 80 2
90	3,300	1	1	13010 90 1
90	3,286	1	1	13010 90 2
100	3,334	1	1	13010 10 1
100	3,322	1	1	13010 10 2
110	3,574	1	1	13010 11 1
110	3,260	1	1	13010 11 2
120	3,600	1	1	13010 12 1
120	3,260	1	1	13010 12 2

Technical features:

- Zinc plated steel case
- Satin brass faceplate and striking plate
- Reversible, electric latch
- 12 V ac CE
- Rated current 2,8 A

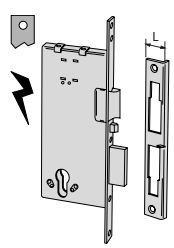
Supplied as standard:

- Electric contacts 1.06510.00.0
- Striking plate
- Lock and cylinder fixing screws
- Instruction sheet

Hand:
0 = Non-hande

Cylinder to be ordered separately

Type	Description	Throws	Centre Distance	Faceplate	Backset	Unit weight 	 Pieces	ITEM			
								Type	Dim.	Hand	Fin.



- Manual latch and dead-bolt
- SUPPLIED AS STANDARD:
Striking plate item 1.06035.00.0 (L=25 mm.)

2	22	40	0,997	1	1 12010 40 0
2	22	50	1,040	1	1 12010 50 0
2	22	60	1,130	1	1 12010 60 0
2	22	70	1,138	1	1 12010 70 0

- Manual latch and dead-bolt
- SUPPLIED AS STANDARD:
Striking plate item 1.06218.00.0 (L=37 mm.)

2	22	40	1,047	1	1 12015 40 0
2	22	50	1,100	1	1 12015 50 0
2	22	60	1,180	1	1 12015 60 0
2	22	70	1,188	1	1 12015 70 0

- Automatic latch and dead-bolt
- SUPPLIED AS STANDARD:
Striking plate item 1.06035.00.0 (L=25 mm.)

2	22	40	0,975	1	1 12011 40 0
2	22	50	1,055	1	1 12011 50 0
2	22	60	1,144	1	1 12011 60 0
2	22	70	1,215	1	1 12011 70 0

- Automatic latch and dead-bolt
- SUPPLIED AS STANDARD:
Striking plate item 1.06218.00.0 (L=37 mm.)

2	22	40	1,047	1	1 12016 40 0
2	22	50	1,116	1	1 12016 50 0
2	22	60	1,180	1	1 12016 60 0
2	22	70	1,255	1	1 12016 70 0



Technical features:

- Rated voltage 12-24V ac and 12-24V dc CE.
- Long lipped ZAL stainless alloy casing
- Steel or stainless steel interchangeable faceplates

Supplied as standard:

- Faceplate fixing screws
- Under-faceplate spacers (for series 05020, 05021, 05005.00.0.20)
- Instruction sheet

Finishes:

- Hammered gold painted fin. 06
- Hammered silver painted fin. 07
- Nickel-plated fin. 12
- Brass painted fin. 38
- Stainless steel fin. 20

Hand:

0 = Non-handed

1 = R.H. inwards

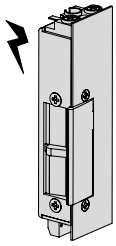
L.H. outwards

2=L.H. inwards

R.H. outwards

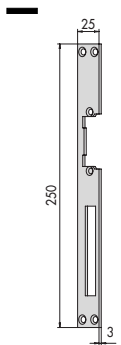
Type	Description	Faceplate	Unit weight	Pieces	ITEM				
					Type	Dim.	Hand	Fin.	Pers.
	<ul style="list-style-type: none"> • Electric striker casing • Voltage 12V ac CE - Current absorption 0,7 A • Hold open catch mechanism • Hold open device 	0,185	12	1	15100	00	0		
	<ul style="list-style-type: none"> • Electric striker casing • Voltage 12V ac CE - Current absorption 0,7A • Hold open catch mechanism 	0,185	12	1	15101	00	0		
	<ul style="list-style-type: none"> • Electric striker casing • Voltage 12V ac CE - Current absorption 0,7A • Hold open device 	0,185	12	1	15102	00	0		
	<ul style="list-style-type: none"> • Electric striker casing • Voltage 12V ac/dc CE - Current absorption 0,7A 	0,185	12	1	15110	00	0		
	<ul style="list-style-type: none"> • Electric striker casing • Voltage 24V ac CE - Current absorption 0,15A • Hold open catch mechanism • Hold open device 	0,185	12	1	15120	00	0		
	<ul style="list-style-type: none"> • Electric striker casing • Voltage 24V ac CE - Current absorption 0,15A • Hold open catch mechanism 	0,185	12	1	15121	00	0		
	<ul style="list-style-type: none"> • Electric striker casing • Voltage 24V ac CE - Current absorption 0,15A • Hold open device 	0,185	12	1	15122	00	0		
	<ul style="list-style-type: none"> • Electric striker casing • Voltage 24V ac/dc CE - Current absorption 0,15A 	0,185	12	1	15130	00	0		
	<ul style="list-style-type: none"> • Electric striker casing • Live coils: opening is only obtained if power supply is cut • Voltage 12V dc CE - Current absorption 0,20A 	0,185	12	1	15140	00	0		
	<ul style="list-style-type: none"> • Electric striker casing • Live coils: opening is only obtained if power supply is cut • Voltage 24V dc CE - Current absorption 0,12A 	0,185	12	1	15150	00	0		
	<ul style="list-style-type: none"> • Electric striker casing • Voltage 12V ac CE - Current absorption 0,7A • Inside hold open catch mechanism • Hold open device 	0,185	12	1	15160	00	0		

Type	Description	Faceplate	Unit weight	Pieces	ITEM			
					Type	Dim.	Hand	Fin.



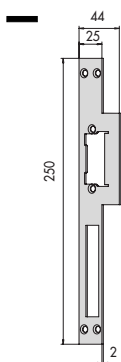
- Electric striker casing
 - 1 microswitch
 - Voltage 12V ac CE - Current absorption 0,5 A
-
- Electric striker casing
 - 1 microswitch
 - Voltage 12V ac CE - Current absorption 0,5 A
-
- Electric striker casing
 - 1 microswitch
 - Voltage 24V ac CE - Current absorption 0,24 A
-
- Electric striker casing
 - 1 microswitch
 - Voltage 24V ac CE - Current absorption 0,24 A
-
- Electric striker casing
 - 1 microswitch
 - Voltage 12V ac CE - Current absorption 0,20 A
-
- Electric striker casing
 - 2 microswitch
 - Voltage 24V ac CE - Current absorption 0,15 A

0,280	6	1	15200	00	1			
0,280	6	1	15200	00	2			
0,280	6	1	15210	00	1			
0,280	6	1	15210	00	2			
0,280	6	1	15220	00	0			
0,280	6	1	15230	00	0			



- Square corners flat steel faceplate
- FINISHES
- hammered gold fin. 06
- hammered silver fin. 07
- nickel plated fin. 12
- brass painted fin. 38

25	0,092	12	1	05001	00	0	06	
25	0,092	12	1	05001	00	0	07	
25	0,092	12	1	05001	00	0	12	
25	0,092	12	1	05001	00	0	38	



- Square corners flat steel faceplate
- FINISHES
- hammered gold fin. 06
- hammered silver fin. 07
- satin finished s.steel fin. 20
- brass painted fin. 38

25	0,083	12	1	05002	00	1	06	
25	0,083	12	1	05002	00	2	06	
25	0,083	12	1	05002	00	1	07	
25	0,083	12	1	05002	00	2	07	
25	0,083	12	1	05002	00	1	20	
25	0,083	12	1	05002	00	2	20	
25	0,083	12	1	05002	00	1	38	
25	0,092	12	1	05002	00	2	38	

Type	Description	Faceplate	Unit weight	Pieces	ITEM				
					Type	Dim.	Hand	Fin.	Pers.
	<ul style="list-style-type: none"> • Square corners angular steel faceplate • FINISHES hammered gold fin. 06 hammered silver fin. 07 	25	0,160	12	1	05003	00	1	06
		25	0,160	12	1	05003	00	2	06
		25	0,160	12	1	05003	00	1	07
		25	0,160	12	1	05003	00	2	07
	<ul style="list-style-type: none"> • Square corners angular steel faceplate • FINISHES hammered gold fin. 06 hammered silver fin. 07 	25	0,160	1	1	05004	00	1	06
		25	0,160	12	1	05004	00	2	06
		25	0,160	12	1	05004	00	1	07
		25	0,160	12	1	05004	00	2	07
	<ul style="list-style-type: none"> • Square corners flat steel faceplate • FINISHES hammered gold fin. 06 hammered silver fin. 07 nickel plated fin. 12 brass painted fin. 38 stainless steel fin. 20 	25	0,070	12	1	05005	00	0	06
		25	0,070	12	1	05005	00	0	07
		25	0,070	12	1	05005	00	0	12
		25	0,070	12	1	05005	00	0	20
		25	0,070	12	1	05005	00	0	38
		25	0,070	12	1	05005	00	0	38
	<ul style="list-style-type: none"> • Square corners flat faceplate in satin-finished stainless steel. • Designed to match locks with latchbolt series 44600, 46000, 48000, 57300 • ST. EQUIPMENT nylon spacers item 1.06141.84.0 (3 3 mm pairs) 	25	0,084	12	1	05020	00	0	
	<ul style="list-style-type: none"> • Square corners flat faceplate in satin-finished stainless steel. • Designed to match locks with latchbolt series 44600, 46000, 48000, 57300 • ST. EQUIPMENT nylon spacers item 1.06141.85.0 (3 3mm pairs) 	34	0,085	12	1	05021	00	1	
		34	0,085	12	1	05021	00	2	

Technical features:

- ZAl stainless alloy asymmetrical casing
- Power input 12V ac
- Hammered effect painted steel faceplate.

Supplied as standard:

- Instruction sheet

Finishes:

- Hammered gold effect (fin.06)
- Hammered silver effect (fin.07)

Hand:
0 = Non-hande

Type	Description	Faceplate	Unit weight	Pieces	ITEM			
					Type	Dim.	Hand	Fin.

	<ul style="list-style-type: none"> • Non-handed flat faceplate • For locks series 5C000, 53000, 56000, 57200, 57800 	25	0,330	1	1	15001	00	0	06
		25	0,340	1	1	15001	00	0	07

	<ul style="list-style-type: none"> • Non-handed flat faceplate • For locks series 5C000, 53000, 56000, 57200, 57800 	25	0,302	1	1	15005	00	0	06
		25	0,305	1	1	15005	00	0	07



Technical features:

- Steel case and striker, painted amaranth red
- Brass latch and dead-bolt
- Brass draw-back pull and knob

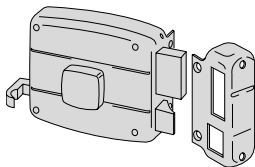
Hand:

- 1 = R.H. inwards
- 2 = L.H. inwards

Supplied as standard:

- Striker
- 3 keys item 1.01310.00.1
- Fixing screws

Type	Description	Cylinder	Throws	Backset	Kg	Pieces	ITEM			
							Type	Dim.	Hand	Fin.



- Inside draw-back pull and knob
- Dead-bolt and latch



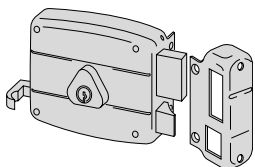
1 02500 00 0

2	40	0,893	1	1 50110 40 1
2	40	0,893	1	1 50110 40 2
2	50	0,950	1	1 50110 50 1
2	50	0,950	1	1 50110 50 2
2	60	1,025	1	1 50110 60 1
2	60	1,025	1	1 50110 60 2
2	70	1,100	1	1 50110 70 1
2	70	1,083	1	1 50110 70 2



1 02552 50 0

2	40	0,890	1	1 50111 40 1
2	40	0,890	1	1 50111 40 2
2	50	0,960	1	1 50111 50 1
2	50	0,954	1	1 50111 50 2
2	60	1,039	1	1 50111 60 1
2	60	1,039	1	1 50111 60 2
2	70	1,100	1	1 50111 70 1
2	70	1,100	1	1 50111 70 2



- Inside draw-back pull and cylinder
- Dead-bolt and latch



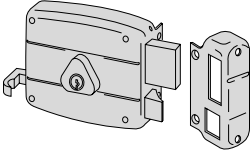


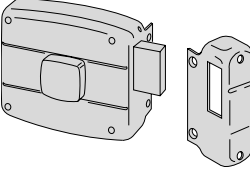


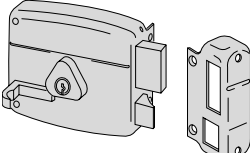

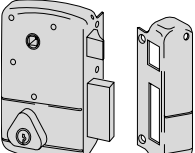


1 02102 00 0

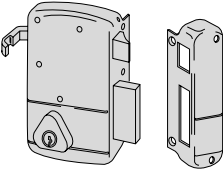
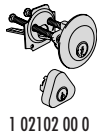
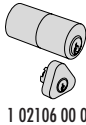
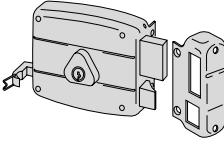

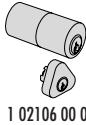
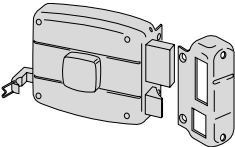

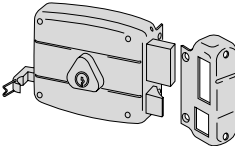
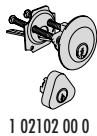
2	40	0,890	1	1 50120 40 1
2	40	0,890	1	1 50120 40 2
2	50	0,960	1	1 50120 50 1
2	50	0,950	1	1 50120 50 2
2	60	1,030	1	1 50120 60 1
2	60	1,030	1	1 50120 60 2
2	70	1,100	1	1 50120 70 1
2	70	1,100	1	1 50120 70 2



1 02106 00 0

2	40	0,890	1	1 50121 40 1
2	40	0,890	1	1 50121 40 2
2	50	0,950	1	1 50121 50 1
2	50	0,960	1	1 50121 50 2
2	60	1,045	1	1 50121 60 1
2	60	1,050	1	1 50121 60 2
2	70	1,100	1	1 50121 70 1
2	70	1,100	1	1 50121 70 2

Type	Description	Cylinder	Throws	Backset	Kg Unit weight	Pieces	ITEM					
							Type	Dim.	Hand	Fin.	Pers. Spec.	
 <ul style="list-style-type: none"> • Inside draw-back pull and cylinder • Dead-bolt and latch 	 <p>1 02102 00 0</p>	3 50 1,005 1 1	50125 50 1									
		3 50 1,005 1 1	50125 50 2									
		3 60 1,075 1 1	50125 60 1									
		3 60 1,075 1 1	50125 60 2									
		3 70 1,130 1 1	50125 70 1									
		3 70 1,130 1 1	50125 70 2									
		 <p>1 02106 00 0</p>	3 50 1,020 1 1	50126 50 1								
			3 50 1,020 1 1	50126 50 2								
			3 60 1,080 1 1	50126 60 1								
			3 60 1,080 1 1	50126 60 2								
			3 70 1,150 1 1	50126 70 1								
			3 70 1,150 1 1	50126 70 2								
			 <ul style="list-style-type: none"> • Inside knob • Dead-bolt only 	 <p>1 02500 00 0</p>	2 40 0,820 1 1	50130 40 1						
					2 40 0,820 1 1	50130 40 2						
2 50 0,880 1 1	50130 50 1											
2 50 0,880 1 1	50130 50 2											
2 60 0,945 1 1	50130 60 1											
2 60 0,950 1 1	50130 60 2											
2 70 1,000 1 1	50130 70 1											
2 70 1,000 1 1	50130 70 2											
 <p>1 02552 50 0</p>	2 40 0,820 1 1	50131 40 1										
	2 40 0,820 1 1	50131 40 2										
	2 50 0,875 1 1	50131 50 1										
	2 50 0,875 1 1	50131 50 2										
	2 60 0,950 1 1	50131 60 1										
	2 60 0,950 1 1	50131 60 2										
	2 70 1,025 1 1	50131 70 1										
	2 70 1,025 1 1	50131 70 2										
 <ul style="list-style-type: none"> • Inside draw-back pull and cylinder • Dead-bolt and latch 	 <p>1 02102 00 0</p>	2 40 0,890 1 1	50160 40 1									
		2 40 0,890 1 1	50160 40 2									
		2 50 0,960 1 1	50160 50 1									
		2 50 0,960 1 1	50160 50 2									
		2 60 1,020 1 1	50160 60 1									
		2 60 1,020 1 1	50160 60 2									
		2 70 1,090 1 1	50160 70 1									
		2 70 1,090 1 1	50160 70 2									
		 <ul style="list-style-type: none"> • Inside cylinder • Dead-bolt and latch • Through spindle 	 <p>1 02102 00 0</p>	2 45 1,200 1 1	50210 45 1							
				2 45 1,185 1 1	50210 45 2							
				 <p>1 02106 00 0</p>	2 45 1,180 1 1	50211 45 1						
					2 45 1,180 1 1	50211 45 2						

Type	Description	Cylinder	Throws	Backset	Unit weight Kg	Pieces	ITEM						
							Type	Dim.	Hand	Fin.	Pers.	Spec.	
 <ul style="list-style-type: none"> • Inside draw-back pull and cylinder • Dead-bolt and latch 		 <p>1 02102 00 0</p>	2	45	1,150	1	1	50220	45	1			
			2	45	1,140	1	1	50220	45	2			
		 <p>1 02106 00 0</p>	2	45	1,130	1	1	50221	45	1			
			2	45	1,130	1	1	50221	45	2			
 <ul style="list-style-type: none"> • Lock case and striker painted in aluminium color • Nickel-plated draw-back pull and cylinder • Hold-open device 		 <p>1 02102 00 0</p>	2	40	0,900	1	1	50320	40	1			
			2	40	0,900	1	1	50320	40	2			
			2	50	0,960	1	1	50320	50	1			
			2	60	1,030	1	1	50320	60	1			
			2	60	1,030	1	1	50320	60	2			
			2	70	1,100	1	1	50320	70	1			
			2	70	1,100	1	1	50320	70	2			
					 <p>1 02106 00 0</p>	2	40	0,890	1	1	50321	40	1
2	40	0,890				1	1	50321	40	2			
2	50	0,950				1	1	50321	50	1			
2	50	0,950				1	1	50321	50	2			
2	60	1,050				1	1	50321	60	1			
2	60	1,050				1	1	50321	60	2			
2	70	1,120				1	1	50321	70	1			
2	70	1,120				1	1	50321	70	2			
 <ul style="list-style-type: none"> • Inside draw-back pull and knob • Dead-bolt and latch • Hold-open device 		 <p>1 02500 00 0</p>	2	40	0,900	1	1	50330	40	1			
			2	40	0,900	1	1	50330	40	2			
			2	50	0,960	1	1	50330	50	1			
			2	50	0,960	1	1	50330	50	2			
			2	60	1,030	1	1	50330	60	1			
			2	60	1,030	1	1	50330	60	2			
			2	70	1,100	1	1	50330	70	1			
			2	70	1,100	1	1	50330	70	2			
 <ul style="list-style-type: none"> • Inside draw-back pull and cylinder • Dead-bolt and latch • Hold-open device 		 <p>1 02102 00 0</p>	2	40	0,900	1	1	50340	40	1			
			2	40	0,900	1	1	50340	40	2			
			2	50	0,960	1	1	50340	50	1			
			2	50	0,960	1	1	50340	50	2			
			2	60	1,030	1	1	50340	60	1			
			2	60	1,030	1	1	50340	60	2			
			2	70	1,130	1	1	50340	70	1			
			2	70	1,130	1	1	50340	70	2			



Technical features:

- Steel case and striker, painted amaranth red
- Brass latch, dead-bolt and draw-back pull
- PVC knobs

Hand:

0 = Non-hande

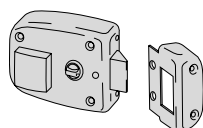
Supplied as standard:

- Striker
- 3 keys item 1.01310.00.1
- Fixing screws
- Instruction sheet

On request:

- STANDARD: painted amaranth red
- ON REQUEST: painted aluminium, with a nickel-plated cylinder (fin. 95)

Type	Description	Cylinder	Throws	Backset	Unit weight 	Pieces 	ITEM			
							Type	Dim.	Hand	Fin.



- Inside knob
- Latch-bolt only
- Hold-open device



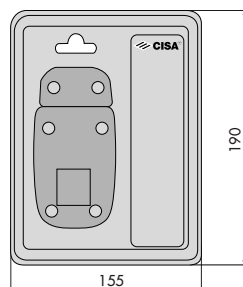
1 02500 00 0

60 0,659 1 1 54310 60 0



1 02552 50 0

60 0,645 1 1 54311 60 0

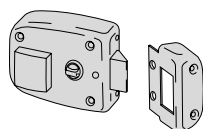


- Item 1.54310.60.0 in clam packing
- Inside knob
- Latch-bolt only
- Hold-open device



1 02500 00 0

60 0,630 1 1 54312 60 0



- Inside knob
- Latch-bolt only
- Dead-locking latch with hold-open device



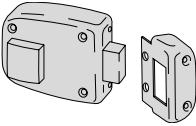


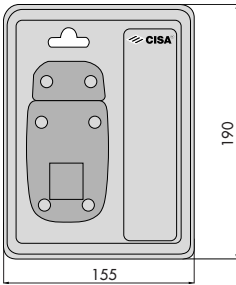


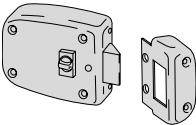


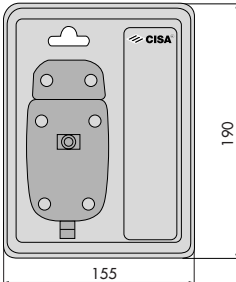


1 02500 00 0


60 0,663 1 1 54315 60 0



1 02552 50 0

60 0,658 1 1 54316 60 0

Type	Description	Cylinder	Throws	Backset	Unit weight Kg	Pieces	ITEM			
							Type	Dim.	Hand	Fin.
	<ul style="list-style-type: none"> • Inside knob • Dead-bolt only 	 1 02500 00 0	2	60	0,700	1	1 54340 60 0			
							 1 02552 50 0	1 54341 60 0		
	<ul style="list-style-type: none"> • Item 1.54340.60.0 in clam packing • Inside knob • Dead-bolt only 	 1 02500 00 0	2	60	0,640	1	1 54342 60 0			
							 1 02552 50 0	1 54350 60 0		
	<ul style="list-style-type: none"> • Inside draw-back pull • Latch-bolt only • Dead-locking latch with hold-open device 	 1 02500 00 0	60	0,610	1	1	1 54352 60 0			
							 1 02552 50 0	1 54350 60 0		
	<ul style="list-style-type: none"> • Item 1.54350.60.0 in clam packing • Inside draw-back pull • Latch-bolt only • Dead-locking latch with hold-open device 	 1 02500 00 0	60	0,610	1	1	1 54352 60 0			
							 1 02552 50 0	1 54350 60 0		



Technical features:

- Die-cast alloy case and striker
- Steel dead-bolt
- Steel limiting device
- Grey PVC knob
- Nickel-plated cylinder

Hand:

0 = Non-hande

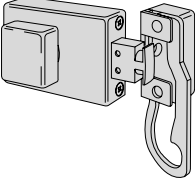


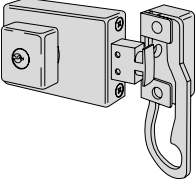


Supplied as standard:

- Striker
- 3 keys item 1.01310.00.1
- Fixing screws
- Instruction sheet

Finishes:

- **STANDARD:** painted metallized aluminium
- **ON REQUEST:**
antique, metallized bronze (fin. 86)
champagne with polished brass cylinder (fin. 87)

Type	Description	Cylinder	Throws	Backset	Unit weight 	Pieces 	ITEM				
							Type	Dim.	Hand	Fin.	Pers. Spec.
	<ul style="list-style-type: none"> • Inside knob • Dead-bolt only • Hold-open device 		60	0,973	1	1	54510	60	0		
			60	0,962	1	1	54511	60	0		
	<ul style="list-style-type: none"> • Inside knob • Dead-bolt only 		2	60	1,015	1	1	54550	60	0	
			2	60	1,022	1	1	54551	60	0	
	<ul style="list-style-type: none"> • Inside cylinder • Fixed knob • Dead-bolt only 		2	60	1,040	1	1	54560	60	0	
			2	60	1,032	1	1	54561	60	0	

Type	Description	Cylinder	Throws	Backset	Unit weight Kg	Pieces	ITEM				
							Type	Dim.	Hand	Fin.	Pers.
 <ul style="list-style-type: none"> • Inside knob • Dead-bolt only • Opening limiting device 		 1 02500 00 0	2	60	1,061	1	1	54570	60	0	
		 1 02552 50 0	2	60	1,063	1	1	54571	60	0	
 <ul style="list-style-type: none"> • Inside cylinder • Fixed knob • Dead-bolt only • Opening limiting device 		 1 02130 00 0	2	60	1,076	1	1	54580	60	0	
		 1 02129 00 0	2	60	1,080	1	1	54581	60	0	



Technical features:

- Purple red painted steel case, striker and plate
- Nickel-plated ground steel deadbolt
- Nickel-plated steel thumb turns

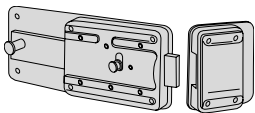
Supplied as standard:

- 3 keys item 1.01070.10.1
- Striker
- Fixing screws
- Brass roses

Hand:

1 = R.H.
inwards

Type	Description	Cylinder	Throws	Backset	Unit weight 	Pieces 	ITEM			
							Type	Dim.	Hand	Fin.



• Dead-bolt only



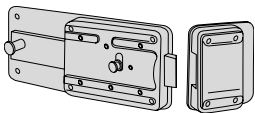
1.06500.00.0

6	50	1,345	1	1	55051	50	1			
6	60	1,345	1	1	55051	60	1			



06200

6	50	1,335	1	1	55054	50	1			
6	60	1,335	1	1	55054	60	1			



• Dead-bolt and latch



1.06500.00.0

6	50	1,345	1	1	55071	50	1			
6	60	1,345	1	1	55071	60	1			



06200

6	50	1,335	1	1	55074	50	1			
6	60	1,335	1	1	55074	60	1			



Technical features:

- Black painted steel case and cover
- Removable brass faceplate and striker
- Reversible brass latch
- Roller can be adjusted from 2 to 13 mm
- Double-throw brass dead-bolt single-throw dead-bolt for bathroom doors.

Hand:

0 = Non-hande

Cylinder to be ordered separately



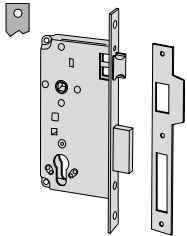
Supplied as standard:

- Striker
- Fixing screws for lock, striker and cylinder

Finishes:

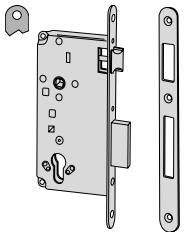
- ON REQUEST:
- Polished lacquered brass (Fin. 67)
- Polished chrome plated brass (Fin. 21)
- Satin nickel plated brass (Fin. 12)
- Stainless steel (Fin. 20)

Type	Description	Throws	Centre Distance	Faceplate	Backset	Unit weight Kg	Pieces	ITEM			
								Type	Dim.	Hand	Fin.



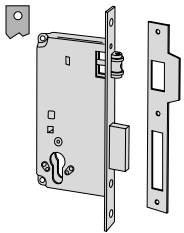
- Dead-bolt and latch
- SUPPLIED AS STANDARD:
Striking plate item 1.06102.13.0

2	85	22	35	0,680	1	1	5C110 35 0				
2	85	22	40	0,706	1	1	5C110 40 0				
2	85	22	45	0,734	1	1	5C110 45 0				
2	85	22	50	0,760	1	1	5C110 50 0				
2	85	22	60	0,800	1	1	5C110 60 0				
2	85	22	70	0,866	1	1	5C110 70 0				



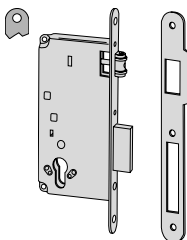
- Dead-bolt and latch
- SUPPLIED AS STANDARD:
Striking plate item 1.06279.11.0

2	85	22	35	0,680	1	1	5C130 35 0				
2	85	22	40	0,706	1	1	5C130 40 0				
2	85	22	45	0,734	1	1	5C130 45 0				
2	85	22	50	0,800	1	1	5C130 50 0				
2	85	22	60	0,800	1	1	5C130 60 0				
2	85	22	70	0,866	1	1	5C130 70 0				



- Roller dead-bolt
- SUPPLIED AS STANDARD:
Striking plate item 1.06149.00.0

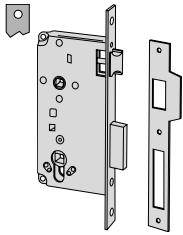
2	22	35	0,630	1	1	5C120 35 0					
2	22	40	0,680	1	1	5C120 40 0					
2	22	45	0,700	1	1	5C120 45 0					
2	22	50	0,740	1	1	5C120 50 0					
2	22	60	0,750	1	1	5C120 60 0					
2	22	70	0,800	1	1	5C120 70 0					



- Roller dead-bolt
- SUPPLIED AS STANDARD:
Striking plate item 06100.15.0

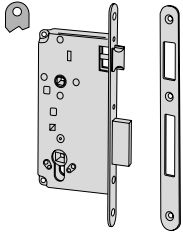
2	22	35	0,630	1	1	5C140 35 0					
2	22	40	0,680	1	1	5C140 40 0					
2	22	45	0,700	1	1	5C140 45 0					
2	22	50	0,740	1	1	5C140 50 0					
2	22	60	0,750	1	1	5C140 60 0					
2	22	70	0,800	1	1	5C140 70 0					

Type	Description	Throws	Centre Distance	Faceplate	Backset	Unit weight Kg	Pieces	ITEM				
								Type	Dim. Hand	Fin.	Pers. Spec.	



- For bathroom doors
- Dead-bolt and latch
- SUPPLIED AS STANDARD:
Striking plate item 1.06102.13.0

1	85	22	35	0,650	1	1 5C150 35 0				
1	85	22	40	0,690	1	1 5C150 40 0				
1	85	22	45	0,730	1	1 5C150 45 0				
1	85	22	50	0,750	1	1 5C150 50 0				
1	85	22	60	0,810	1	1 5C150 60 0				
1	85	22	70	0,890	1	1 5C150 70 0				



- For bathroom doors
- Dead-bolt and latch
- SUPPLIED AS STANDARD:
Striking plate item 1.06279.11.0

1	85	22	35	0,650	1	1 5C170 35 0				
1	85	22	40	0,690	1	1 5C170 40 0				
1	85	22	45	0,730	1	1 5C170 45 0				
1	85	22	50	0,750	1	1 5C170 50 0				
1	85	22	60	0,810	1	1 5C170 60 0				
1	85	22	70	0,890	1	1 5C170 70 0				



Technical features:

- Zinc painted steel case and cover
- Brass plated removable faceplate and striker
- Reversible brass conical latch
- Double-throw steel dead-bolt single-throw dead-bolt for bathroom doors.
- Roller can be adjusted from 2 to 13 mm.

Supplied as standard:

- Striker
- Fixing screws for lock, striker and cylinder

Finishes:

- ON REQUEST:
- Satin brass-plated steel (Fin. B3)
- Nickel plated (Fin. 12)
- Chrome plated steel (Fin. 18)
- Bronze plated steel (Fin. 47)
- Mat chrome plated steel (Fin. B1)

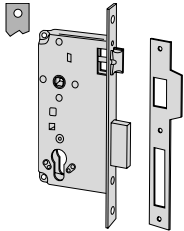
Hand:

0 = Non-hande

Cylinder to be ordered separately

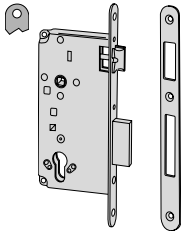


Type	Description	Throws	Centre Distance	Faceplate	Backset	Kg	Pieces	ITEM			
								Type	Dim.	Hand	Fin.



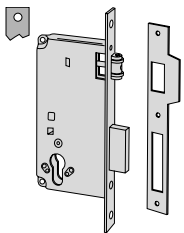
- Dead-bolt and latch
- SUPPLIED AS STANDARD:
Striking plate item 1.06102.10.0

2	85	22	35	0,610	1	1	5C611 35 0				
2	85	22	40	0,625	1	1	5C611 40 0				
2	85	22	45	0,650	1	1	5C611 45 0				
2	85	22	50	0,700	1	1	5C611 50 0				
2	85	22	60	0,750	1	1	5C611 60 0				
2	85	22	70	0,750	1	1	5C611 70 0				



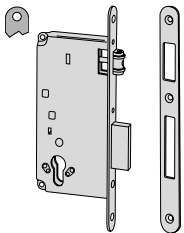
- Dead-bolt and latch
- SUPPLIED AS STANDARD:
Striking plate item 1.06100.10.0

2	85	22	35	0,640	1	1	5C631 35 0				
2	85	22	40	0,660	1	1	5C631 40 0				
2	85	22	45	0,700	1	1	5C631 45 0				
2	85	22	50	0,700	1	1	5C631 50 0				
2	85	22	60	0,750	1	1	5C631 60 0				
2	85	22	70	0,820	1	1	5C631 70 0				



- Roller dead-bolt
- SUPPLIED AS STANDARD:
Striking plate item 1.06102.10.0

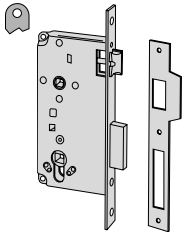
2	22	35	0,613	1	1	5C621 35 0					
2	22	40	0,620	1	1	5C621 40 0					
2	22	45	0,670	1	1	5C621 45 0					
2	22	50	0,700	1	1	5C621 50 0					
2	22	60	0,760	1	1	5C621 60 0					
2	22	70	0,850	1	1	5C621 70 0					



- Roller dead-bolt
- SUPPLIED AS STANDARD:
Striking plate item 1.06100.10.0

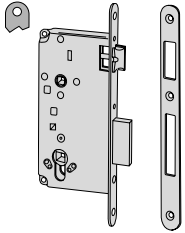
2	22	35	0,620	1	1	5C641 35 0					
2	22	40	0,658	1	1	5C641 40 0					
2	22	45	0,690	1	1	5C641 45 0					
2	22	50	0,720	1	1	5C641 50 0					
2	22	60	0,780	1	1	5C641 60 0					
2	22	70	0,828	1	1	5C641 70 0					

Type	Description	Throws	Centre Distance	Faceplate	Backset	Unit weight 	Pieces 	ITEM				
								Type	Dim.	Hand	Fin.	Pers. Spec.



- For bathroom doors
- Dead-bolt and latch
- SUPPLIED AS STANDARD:
Striking plate item 1.06102.10.0

1	85	22	35	0,642	1	1	5C651 35 0				
1	85	22	40	0,669	1	1	5C651 40 0				
1	85	22	45	0,699	1	1	5C651 45 0				
1	85	22	50	0,742	1	1	5C651 50 0				
1	85	22	60	0,795	1	1	5C651 60 0				
1	85	22	70	0,833	1	1	5C651 70 0				



- For toilet doors
- Dead-bolt and latch
- SUPPLIED AS STANDARD:
Striking plate item 1.06100.10.0

1	85	22	35	0,640	1	1	5C671 35 0				
1	85	22	40	0,738	1	1	5C671 40 0				
1	85	22	45	0,730	1	1	5C671 45 0				
1	85	22	50	0,767	1	1	5C671 50 0				
1	85	22	60	0,826	1	1	5C671 60 0				
1	85	22	70	0,868	1	1	5C671 70 0				



Technical features:

- Faceplate and striking plate: in both satin brass and brass plated satin steel version
- Steel case, painted semi-opaque black
- Reversible latch
- Roller can be adjusted from 2 to 13 mm.
- Single or double throw bolt

Cylinder to be ordered separately



Supplied as standard:

- Striking plate
- Lock and cylinder fixing screws

Hand:

0 = Non-hande

Type	Description	Throws	Centre Distance	Faceplate	Backset	Unit weight Kg	Pieces	ITEM					
								Type	Dim.	Hand	Fin. Pers. Spec.		
<ul style="list-style-type: none"> • Brass faceplate • Dead-bolt and latch • SUPPLIED AS STANDARD: Striking plate item 1.06163.00.0 		1	85	22	21	0,492	1	1	52010	20	0		
		1	85	22	25	0,506	1	1	52010	25	0		
		1	85	22	30	0,557	1	1	52010	30	0		
<ul style="list-style-type: none"> • Brass-plated steel faceplate • Dead-bolt and latch • SUPPLIED AS STANDARD: Striking plate item 1.06152.00.0 		1	85	22	21	0,450	1	1	52011	20	0		
		1	85	22	25	0,511	1	1	52011	25	0		
		1	85	22	30	0,530	1	1	52011	30	0		
<ul style="list-style-type: none"> • Brass faceplate • Dead-bolt only • SUPPLIED AS STANDARD: Striking plate item 1.07032.00.0 		1		22	25	0,360	1	1	52210	25	0		
		1		22	30	0,380	1	1	52210	30	0		
<ul style="list-style-type: none"> • Brass faceplate • Latch-bolt only • SUPPLIED AS STANDARD: Striking plate item 1.06107.00.0 				22	60	0,439	1	1	52300	60	0		
<ul style="list-style-type: none"> • Brass faceplate • Dead-bolt only • SUPPLIED AS STANDARD: Striking plate item 1.07032.00.0 		2	22	35		0,410	1	1	52310	35	0		
		2	22	40		0,430	1	1	52310	40	0		
		2	22	45		0,451	1	1	52310	45	0		
		2	22	50		0,470	1	1	52310	50	0		
		2	22	60		0,500	1	1	52310	60	0		
		2	22	70		0,530	1	1	52310	70	0		



Technical features:

- Painted brass plated satin steel faceplate and striking plate
- Zinc plated steel case
- Flat, reversible, nickel-plated latch
- Nickel-plated steel triple bolt

Cylinder to be ordered separately




Supplied as standard:

- Striking plate
- Lock and cylinder fixing screws

Hand:

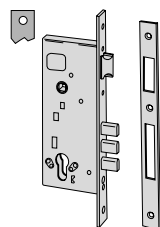
0 = Non-hande

Type	Description	Throws	Centre Distance	Faceplate	Backset	Unit weight 	Pieces 	ITEM			
								Type	Dim.	Hand	Fin.



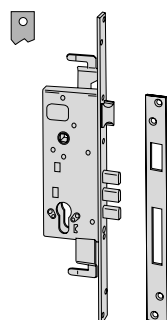
- Dead-bolt and latch
- SUPPLIED AS STANDARD:
Striking plate item 1.06279.12.0

2	85	22	45	0,805	1	1 52520 45 0				
2	85	22	50	0,835	1	1 52520 50 0				
2	85	22	60	0,915	1	1 52520 60 0				




- Dead-bolt and latch
- SUPPLIED AS STANDARD:
Striking plate item 1.06279.12.0

2	85	22	45	0,800	1	1 52521 45 0				
2	85	22	50	0,840	1	1 52521 50 0				
2	85	22	60	0,905	1	1 52521 60 0				



- Dead-bolt and latch
- Pre-arranged for additional locking points
- SUPPLIED AS STANDARD:
Striking plate item 1.06284.00.0
Two guides for extended bolts item 1.06085.00.0
Upper striker item 1.06084.00.0
- ON REQUEST:
Extended bolts item 1.06415.00.0
Floor striker item 1.06086.00.0

2	85	25	45	1,145	1	1 52526 45 0				
2	85	25	50	1,180	1	1 52526 50 0				
2	85	25	60	1,245	1	1 52526 60 0				



Technical features:


- Nickel-plated satin steel faceplate and striking plate
- Zinc plated steel case
- Reversible, nickel-plated latch
- Four throw, nickel-plated steel bolt

Supplied as standard:

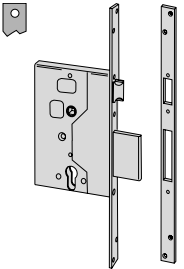
- Striking plate
- Lock and cylinder fixing screws

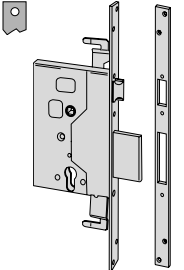
Hand:
0 = Non-hande

Cylinder to be ordered separately



Type	Description	Throws	Centre Distance	Faceplate	Backset	Unit weight	Pieces	ITEM			
								Type	Dim.	Hand	Fin.

	• Dead-bolt and latch	4	85	25	60	1,300	1	1	56250	60	0			
	• SUPPLIED AS STANDARD: Striking plate item 1.06271.00.0													

	• Dead-bolt and latch	4	85	25	60	1,535	1	1	56255	60	0			
	• Pre-arranged for additional locking points													
	• SUPPLIED AS STANDARD: Striking plate item 1.06272.00.0 Two guides for extended bolts item 1.06085.00.0 Upper striker item 1.06084.00.0													
	• ON REQUEST: Extended bolts item 1.06415.00.0 Floor striker item 1.06086.00.0													



Technical features:

- Laquered polished brass removable faceplate and striker
- Zinc-plated steel case
- Reversible, nickel-plated silent action latch
- Nickel-plated bolt for latch dead-locking
- Nickel-plated cut-resistant dead-bolt, with a 25 mm. protrusion
- Anti-corrosion galvanised internal components

Supplied as standard:

- Striking plate
- Fixing screws
- Instruction sheet

Finishes:

- ON REQUEST: Satin stainless steel faceplate and striker (fin 20)

Certification:

- Locks with satin stainless steel faceplate and striker (finish 20), are certified fire-resistant by the American Underwrite Laboratories (UL LISTED R 14945(N))
- CE mark in compliance with the directive 89/106/CEE, only for item with (fin. 20)
- Standard reference:
UNI EN 179
UNI EN 1125
UNI EN 12209

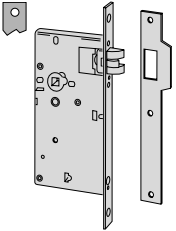
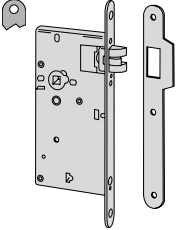
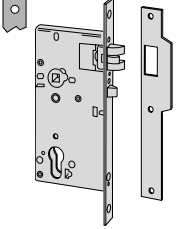
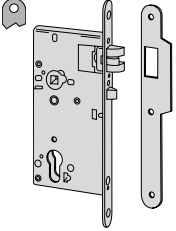
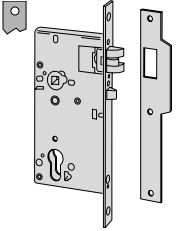
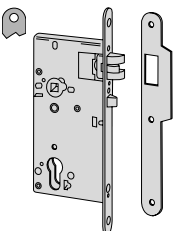
Hand:

0 = Non-handed

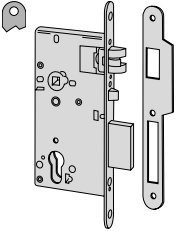
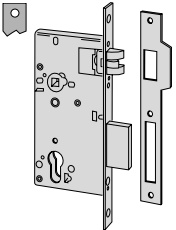
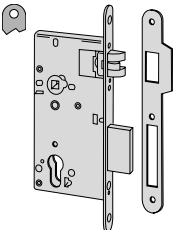
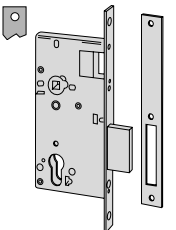
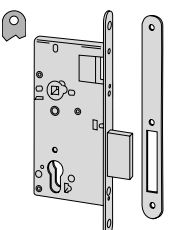
Cylinder to be ordered separately



Type	Description	Throws	Centre Distance	Faceplate	Backset	Unit weight 	Pieces 	ITEM					
								Type	Dim.	Hand	Fin.	Pers.	Spec.
	<ul style="list-style-type: none"> • For entrance doors • Dead-bolt and dead-locking latch • OPERATION: the latch-bolt is operated by handle or cylinder from either side The dead-bolt is operated by cylinder from either side • SUPPLIED AS STANDARD: Square striking plate item 1.06106.20.0 	1	85	22	60	0,910	1	1	52710	60	0		
		1	85	22	70	1,000	1	1	52710	70	0		
		1	85	22	80	1,050	1	1	52710	80	0		
		1	85	22	90	1,100	1	1	52710	90	0		
	<ul style="list-style-type: none"> • For entrance doors • Dead-bolt and dead-locking latch • OPERATION: the latch-bolt is operated by handle or cylinder from either side The dead-bolt is operated by cylinder from either side • SUPPLIED AS STANDARD: Square striking plate item 1.06106.20.0 	1	85	22	60	0,950	1	1	52711	60	0		
		1	85	22	70	1,000	1	1	52711	70	0		
		1	85	22	80	1,050	1	1	52711	80	0		
		1	85	22	90	1,100	1	1	52711	90	0		
	<ul style="list-style-type: none"> • For bathroom • Dead-bolt and latch • OPERATION: the latch-bolt is operated by handle from either side The dead-bolt is operated by a 8 mm spindle • SUPPLIED AS STANDARD: Square striking plate item 1.06155.20.0 	1	85	22	60	0,950	1	1	52730	60	0		
		1	85	22	70	1,000	1	1	52730	70	0		
		1	85	22	80	1,050	1	1	52730	80	0		
		1	85	22	90	1,100	1	1	52730	90	0		
	<ul style="list-style-type: none"> • For bathroom • Dead-bolt and latch • OPERATION: the latch-bolt is operated by handle from either side The dead-bolt is operated by a 8 mm spindle • SUPPLIED AS STANDARD: Round striking plate item 1.06155.25.0 	1	85	22	60	0,950	1	1	52731	60	0		
		1	85	22	60	1,000	1	1	52731	70	0		
		1	85	22	80	1,050	1	1	52731	80	0		
		1	85	22	90	1,100	1	1	52731	90	0		

Type	Description	Throws	Centre Distance	Faceplate	Backset	Unit weight Kg	Pieces	ITEM			
								Type	Dim.	Hand	Fin.
 <ul style="list-style-type: none"> • For passage doors • Latch-bolt only • OPERATION: The latch-bolt is operated by handle from either side • SUPPLIED AS STANDARD: Square striking plate item 1.06156.20.0 	22 60 0,900 1 1	52750 60 0									
	22 70 1,000 1 1	52750 70 0									
	22 80 0,835 1 1	52750 80 0									
	22 90 1,100 1 1	52750 90 0									
 <ul style="list-style-type: none"> • For passage doors • Latch-bolt only • OPERATION: The latch-bolt is operated by handle from either side • SUPPLIED AS STANDARD: Round striking plate item 1.06156.25.0 	22 60 0,950 1 1	52751 60 0									
	22 70 1,000 1 1	52751 70 0									
	22 80 1,050 1 1	52751 80 0									
	22 90 1,100 1 1	52751 90 0									
 <ul style="list-style-type: none"> • For external doors • Dead-locking latch-bolt only • OPERATION: The latch-bolt is operated by handle or cylinder from either side The outside handle must be de-activated • SUPPLIED AS STANDARD: Square striking plate item 1.06158.20.0 	85 22 60 0,763 1 1	52755 60 0									
	85 22 70 1,000 1 1	52755 70 0									
	85 22 80 1,050 1 1	52755 80 0									
	85 22 90 1,100 1 1	52755 90 0									
 <ul style="list-style-type: none"> • For external doors • Dead-locking latch-bolt only • OPERATION: The latch-bolt is operated by handle or cylinder from either side The outside handle must be de-activated • SUPPLIED AS STANDARD: Round striking plate item 1.06158.25.0 	85 22 60 0,950 1 1	52756 60 0									
	85 22 70 1,000 1 1	52756 70 0									
	85 22 80 1,050 1 1	52756 80 0									
	85 22 90 1,100 1 1	52756 90 0									
 <ul style="list-style-type: none"> • For classroom doors • Dead-locking latch-bolt only • Split spindle • OPERATION: The latch-bolt is operated by handle from either side The outside handle may be activated or de-activated by cylinder Reversible panic function • SUPPLIED AS STANDARD: Square striking plate item 1.06158.20.0 	85 22 60 0,900 1 1	52760 60 0									
	85 22 70 1,000 1 1	52760 70 0									
	85 22 80 1,050 1 1	52760 80 0									
	85 22 90 1,050 1 1	52760 90 0									
 <ul style="list-style-type: none"> • For classroom doors • Dead-locking latch-bolt only • Split spindle • OPERATION: The latch-bolt is operated by handle from either side The outside handle may be activated or de-activated by cylinder Reversible panic function • SUPPLIED AS STANDARD: Round striking plate item 1.06158.25.0 	85 22 60 0,885 1 1	52761 60 0									
	85 22 70 1,000 1 1	52761 70 0									
	85 22 80 1,050 1 1	52761 80 0									
	85 22 90 1,100 1 1	52761 90 0									

Type	Description	Throws	Centre Distance	Faceplate	Backset	Unit weight 	Pieces 	ITEM					
								Type	Dim.	Hand	Fin.	Pers. Spec.	
	<ul style="list-style-type: none"> For cabinet doors Dead-bolt only OPERATION: The dead-bolt is operated by cylinder from either side SUPPLIED AS STANDARD: Square striking plate item 1.06159.20.0 	1	22	60	0,900	1	1	52780	60	0			
		1	22	70	1,000	1	1	52780	70	0			
		1	22	80	1,050	1	1	52780	80	0			
		1	22	90	0,000	1	1	52780	90	0			
	<ul style="list-style-type: none"> For cabinet doors Dead-bolt only OPERATION: The dead-bolt is operated by cylinder from either side SUPPLIED AS STANDARD: Round striking plate item 1.06159.25.0 	1	22	60	0,950	1	1	52781	60	0			
		1	22	70	1,000	1	1	52781	70	0			
		1	22	80	1,050	1	1	52781	80	0			
		1	22	90	1,100	1	1	52781	90	0			
	<ul style="list-style-type: none"> For panic function doors Automatic dead-bolt and latch Saw-resistant dead-bolt OPERATION: The latch-bolt is operated by cylinder or handle from either side The handle withdraws the latch-bolt and the dead-bolt simultaneously The outside handle must be de-activated SUPPLIED AS STANDARD: Square striking plate item 1.06106.20.0 	1	85	22	60	0,950	1	1	52840	60	0		
		1	85	22	70	1,000	1	1	52840	70	0		
		1	85	22	80	1,050	1	1	52840	80	0		
		1	85	22	90	1,100	1	1	52840	90	0		
	<ul style="list-style-type: none"> For panic function doors Automatic dead-bolt and latch Saw-resistant dead-bolt OPERATION: The latch-bolt is operated by cylinder or handle from either side The handle withdraws the latch-bolt and the dead-bolt simultaneously The outside handle must be de-activated SUPPLIED AS STANDARD: Round striking plate item 1.06106.25.0 	1	85	22	60	0,950	1	1	52860	60	0		
		1	85	22	70	1,000	1	1	52860	70	0		
		1	85	22	80	1,050	1	1	52860	80	0		
		1	85	22	90	1,100	1	1	52860	90	0		
	<ul style="list-style-type: none"> For panic function doors Automatic dead-bolt and latch Saw-resistant dead-bolt OPERATION: The latch-bolt is operated by cylinder or handle from either side The handle withdraws the latch-bolt and the dead-bolt simultaneously The outside handle must be de-activated SUPPLIED AS STANDARD: Square striking plate item 1.06106.20.0 	1	85	22	60	0,950	1	1	52842	60	0		
		1	85	22	70	1,000	1	1	52842	70	0		
		1	85	22	80	1,050	1	1	52842	80	0		
		1	85	22	90	1,100	1	1	52842	90	0		

Type	Description	Throws	Centre Distance	Faceplate	Backset	Unit weight Kg	Pieces	ITEM					
								Type	Dim.	Hand	Fin.	Pers.	Spec.
 <ul style="list-style-type: none"> • For panic function doors • Automatic dead-bolt and latch • Saw-resistant dead-bolt • OPERATION: The latch-bolt is operated by cylinder or handle from either side The handle withdraws the latch-bolt and the dead-bolt simultaneously The outside handle must be de-activated • SUPPLIED AS STANDARD: Round striking plate item 1.06106.25.0 	1	85	22	60	0,950	1	1	52862	60	0			
	1	85	22	70	1,000	1	1	52862	70	0			
	1	85	22	70	1,050	1	1	52862	80	0			
	1	85	22	90	1,100	1	1	52862	90	0			
 <ul style="list-style-type: none"> • For reversible panic function doors • Dead-bolt and latch • Split spindle • OPERATION: The latch-bolt is operated by handle from either side The dead-bolt is operated by cylinder from either side The inside handle withdraws the latch-bolt and the dead-bolt simultaneously • SUPPLIED AS STANDARD: Square striking plate item 1.06155.20.0 	1	85	22	60	0,950	1	1	52844	60	0			
	1	85	22	70	1,000	1	1	52844	70	0			
	1	85	22	80	1,050	1	1	52844	80	0			
	1	85	22	90	1,100	1	1	52844	90	0			
 <ul style="list-style-type: none"> • For reversible panic function doors • Dead-bolt and latch • Split spindle • OPERATION: The latch-bolt is operated by handle from either side The dead-bolt is operated by cylinder from either side The inside handle withdraws the latch-bolt and the dead-bolt simultaneously • SUPPLIED AS STANDARD: Round striking plate item 1.06155.25.0 	1	85	22	60	0,950	1	1	52864	60	0			
	1	85	22	70	1,000	1	1	52864	70	0			
	1	85	22	80	1,050	1	1	52864	80	0			
	1	85	22	90	1,100	1	1	52864	90	0			
 <ul style="list-style-type: none"> • For cabinet panic function doors • Dead-bolt only • OPERATION: The dead-bolt is operated by cylinder from either side The dead-bolt is de-activated by handle from wither side The outside handle must be de-activated • SUPPLIED AS STANDARD: Square striking plate item 1.06159.20.0 	1	85	22	60	0,900	1	1	52871	60	0			
	1	85	22	70	1,000	1	1	52871	70	0			
	1	85	22	80	1,050	1	1	52871	80	0			
	1	85	22	90	1,100	1	1	52871	90	0			
 <ul style="list-style-type: none"> • For cabinet panic function doors • Dead-bolt only • OPERATION: The dead-bolt is operated by cylinder from either side The dead-bolt is de-activated by handle from wither side The outside handle must be de-activated • SUPPLIED AS STANDARD: Round striking plate item 1.06159.25.0 	1	85	22	60	0,950	1	1	52891	60	0			
	1	85	22	70	1,000	1	1	52891	70	0			
	1	85	22	80	1,050	1	1	52891	80	0			
	1	85	22	90	1,100	1	1	52891	90	0			



Technical features:

- Satin lacquered brass faceplate and striker
- Semi-matt black lacquered steel case
- Reversible, nickel-plated latch
- Nickel-plated, antipicking bolt (if provided)
- Nickel-plated dead-bolt
- Can be fitted with: escutcheons, roses, handle plates and through screws

Hand:
0 = Non-hande

Cylinder to be ordered separately



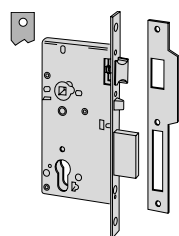
Supplied as standard:

- Striker
- Striker and cylinder fixing screws

On request:

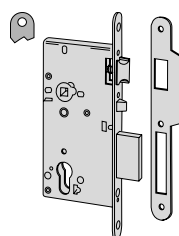
- Satin lacquered chrome-plated finish (fin. 18)

Type	Description	Throws	Centre Distance	Faceplate	Backset	Unit weight Kg	Pieces	ITEM			
								Type	Dim.	Hand	Fin.



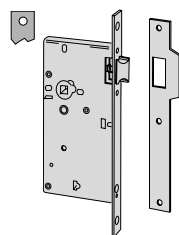
- FOR PANIC FUNCTION DOORS
- Dead-bolt and dead-locking latch
- SUPPLIED AS STANDARD:
Striking plate item 1.06106.01.0
- ON REQUEST:
Faceplate 18x240 (pers. AG)
Without antipicking bolt (suffix AF)

1	85	22	40	0,720	1	1	52810	40	1			
1	85	22	40	0,720	1	1	52810	40	2			
1	85	22	45	0,760	1	1	52810	45	0			
1	85	22	50	0,780	1	1	52810	50	0			
1	85	22	60	0,840	1	1	52810	60	0			
1	85	22	70	0,920	1	1	52810	70	0			



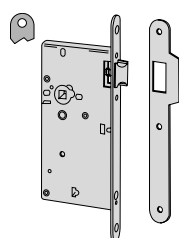
- FOR PANIC FUNCTION DOORS
- Dead-bolt and dead-locking latch
- SUPPLIED AS STANDARD:
Striking plate item 1.06106.05.0
- ON REQUEST:
Faceplate 18x240 (spec. AG)
Without antipicking bolt (suffix AF)

1	85	22	40	0,720	1	1	52830	40	1			
1	85	22	40	0,720	1	1	52830	40	2			
1	85	22	45	0,760	1	1	52830	45	0			
1	85	22	50	0,780	1	1	52830	50	0			
1	85	22	60	0,840	1	1	52830	60	0			
1	85	22	70	0,920	1	1	52830	70	0			



- FOR PASSAGE DOORS
- Latch bolt only
- Supplied as standard strikers

	85	22	40	0,670	0	1	52318	40	0			
	85	22	45	0,710	0	1	52318	45	0			
	85	22	50	0,730	0	1	52318	50	0			
	85	22	60	0,790	0	1	52318	60	0			
	85	22	70	0,840	0	1	52318	70	0			



- FOR PASSAGE DOORS
- Latch bolt only
- Supplied as standard strikers

	85	22	40	0,670	0	1	52338	40	0			
	85	22	45	0,710	0	1	52338	45	0			
	85	22	50	0,730	0	1	52338	50	0			
	85	22	60	0,790	0	1	52338	60	0			
	85	22	70	0,840	0	1	52338	70	0			



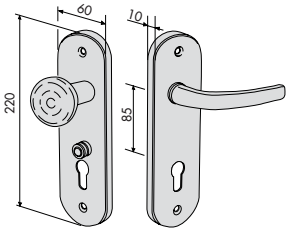
Technical features:

- Pair of brass or aluminium plates, for use with knobs or handles

Supplied as standard:

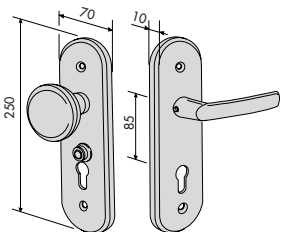
- Lock/unlock indicator (if provided)
- Square spindle
- Fixing screws

Type	Description	Throws	Centre Distance	Faceplate	Backset	Unit weight 	Pieces 	ITEM			
								Type	Dim.	Hand	Fin.



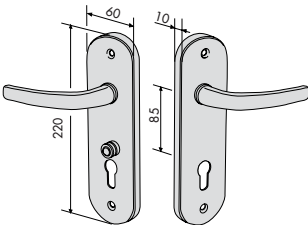
- FOR ENTRANCE DOORS
- Pair of brass plates for knob/handle
- Lock/unlock indicator
- Finishes:
Polished brass
Polished chrome-plated (fin. 21)

85 0,850 1 1 30220 10 0



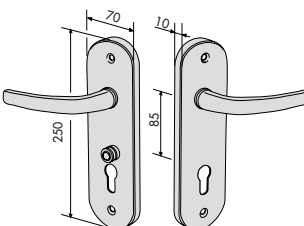
- FOR ENTRANCE DOORS:
- Pair of aluminium plates for knob/handle
- Lock/unlock indicator
- Finishes:
Anodized silver (fin. A3)
Anodized gold (fin. A6)

85 0,850 1 1 30210 10 0 A3



- FOR ENTRANCE DOORS
- Pair of brass plates for handle/handle
- Lock/unlock indicator
- Finishes:
Polished brass
Polished chrome-plated (fin. 21)

85 0,950 1 1 30200 11 0




- FOR ENTRANCE DOORS
- Pair of aluminium plates for handle/handle
- Lock/unlock indicator
- Finishes:
Anodized silver (fin. A3)
Anodized gold (fin. A6)

85 0,950 1 1 30210 11 0 A3

Type	Description	Throws	Centre Distance	Faceplate	Backset	Unit weight Kg	Pieces	ITEM					
								Type	Dim.	Hand	Fin.	Peris. Spec.	
	<ul style="list-style-type: none"> • FOR ENTRANCE DOORS • Pair of brass plates for offset knob/handle • Lock/unlock indicator • Finishes: Polished brass Polished chrome-plated (fin. 21) 	85				0,796	1	1	30200	12	0		
	<ul style="list-style-type: none"> • FOR ENTRANCE DOORS • Pair of aluminum plates for offset knob/handle • Lock/unlock indicator • Finishes: Anodized silver (fin. A3) Anodized gold (fin. A6) 	85				0,796	1	1	30210	12	0	A3	
	<ul style="list-style-type: none"> • FOR BATHROOM DOORS • Pair of brass plates for handle/handle • Narrow plate • Finishes: Polished brass Polished chrome-plated (fin 21) 	85				0,806	1	1	30220	20	0		
	<ul style="list-style-type: none"> • FOR BATHROOM DOORS • Pair of brass plates for handle/handle • Narrow plate • Finishes: Anodized silver (fin. A3) Anodized gold (fin. A6) 	85				0,806	1	1	30210	20	0	A3	
	<ul style="list-style-type: none"> • FOR BATHROOM DOORS • Pair of brass plates for handle/handle • Large plate • Finishes: Anodized silver (fin. A3) Anodized gold (fin. A6) 	85				0,806	1	1	30210	21	0	A3	
	<ul style="list-style-type: none"> • FOR PASSAGE DOORS • Pair of brass plates for handle/handle • Narrow plate • Finishes: Polished brass Polished chrome-plated (fin 21) 	85				0,700	1	1	30220	30	0		

Type	Description	Throws	Centre Distance	Faceplate Backset	Unit weight Kg	Pieces	ITEM				
							Type	Dim. Hand	Fin.	Pers.	Spec.
	<ul style="list-style-type: none"> • FOR PASSAGE DOORS • Pair of brass plates for handle/handle • Narrow plate • Finishes: Anodized silver (fin. A3) Anodized gold (fin. A6) 	85			0,700	1	1	30210	30	0	A3
	<ul style="list-style-type: none"> • FOR PASSAGE DOORS • Pair of brass plates for handle/handle • Large plate • Finishes: Anodized silver (fin. A3) Anodized gold (fin. A6) 	85			0,700	1	1	30210	31	0	A3
	<ul style="list-style-type: none"> • FOR PASSAGE DOORS • Pair of brass plates for handle/handle • Narrow plate • Finishes: Polished brass Polished chrome-plated (fin 21) 	85			0,780	1	1	30220	40	0	
	<ul style="list-style-type: none"> • FOR PASSAGE DOORS • Pair of brass plates for handle/handle • Narrow plate • Finishes: Anodized silver (fin. A3) Anodized gold (fin. A6) 	85			0,780	1	1	30220	40	0	21
	<ul style="list-style-type: none"> • FOR PASSAGE DOORS • Pair of brass plates for handle/handle • Narrow plate • Finishes: Anodized silver (fin. A3) Anodized gold (fin. A6) 	85			0,780	1	1	30210	40	0	A3
	<ul style="list-style-type: none"> • FOR PASSAGE DOORS • Pair of brass plates for handle/handle • Large plate • Finishes: Anodized silver (fin. A3) Anodized gold (fin. A6) 	85			0,780	1	1	30210	41	0	A3



Technical features:

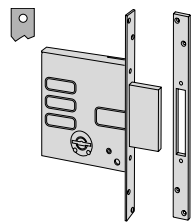
- Nickel plated satin steel faceplate and striking plate
- Zinc plated steel case
- Reversible, nickel-plated latch
- Nickel-plated steel dead-bolt

Hand:
0 = Non-hande

Supplied as standard:

- Striking plate
- 2 escutcheons : inside item 1.06143.00.0, outside item 1.06082.00.0
- 3 keys
- Fixing screws

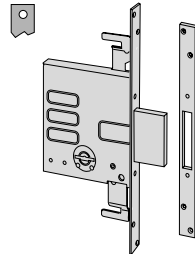
Type	Description	Key item	Throws	Centre Distance	Faceplate	Backset	Unit weight 	Pieces 	ITEM			
									Type	Dim.	Hand	Fin.



- Dead-bolt only
- SUPPLIED AS STANDARD:
Striking plate item 1.06231.00.0



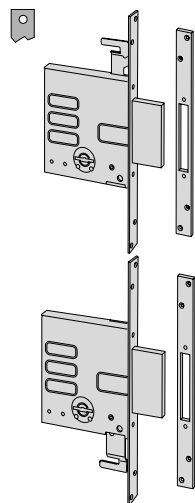
4	25	52	1,150	1	1 57010 50 0
4	25	60	1,200	1	1 57010 60 0
4	25	70	1,250	1	1 57010 70 0



- Dead-bolt only
- Pre-arranged for additional locking points
- SUPPLIED AS STANDARD:
Striking plate item 1.06235.00.0
Two guides for extended bolts item 1.06085.00.0
Upper striker item 1.06084.00.0
- ON REQUEST:
Extended bolts item 1.06415.00.0
Floor striker item 1.06086.00.0



4	25	60	1,385	1	1 57015 60 0
4	25	70	1,430	1	1 57015 70 0

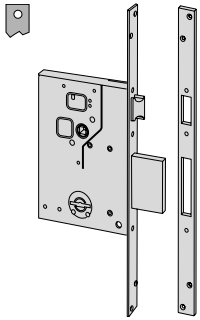


- Pair of locks dead-bolt only
- Pre-arranged for additional locking points
- SUPPLIED AS STANDARD:
two strikers item 1.06235.00.0
two guides for extended bolts item 1.06085.00.0
Upper striker item 1.06084.00.0
- ON REQUEST:
Extended bolts item 1.06416.00.0
Floor striker item 1.06086.00.0



4	25	60	2,455	1	1 57020 60 0
4	25	70	2,540	1	1 57020 70 0

Type	Description	Key item	Throws	Centre Distance	Faceplate Backset	Unit weight Kg	Pieces	ITEM				
								Type	Dim.	Hand	Fin.	Pers. Spec.

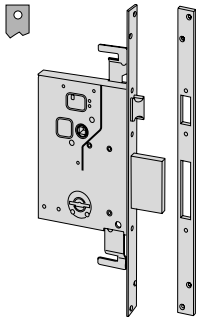


- Dead-bolt and latch
- SUPPLIED AS STANDARD:
Striking plate item 1.06271.00.0



4 85 25 60 1,475 1 1 57250 60 0

1 00100 00 1




- Dead-bolt and latch
- Pre-arranged for additional locking points
- SUPPLIED AS STANDARD:
Striking plate item 1.06272.00.0
Two guides for extended bolts item 1.06085.00.0
Upper striker item 1.06084.00.0
- ON REQUEST:
Extended bolts item 1.06415.00.0
Floor striker item 1.06086.00.0



4 85 25 60 1,700 1 1 57255 60 0

1 00100 00 1



Technical features:

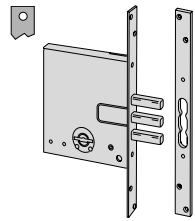
- Painted, brass plated satin steel faceplate and striking plate
- Zinc plated steel case
- Reversible, nickel-plated latch
- Nickel-plated steel multiple dead-bolts

Hand:
0 = Non-hande

Supplied as standard:

- Striking plate
- 2 escutcheons: inside item 1.06143.00.0, outside item 1.06082.00.0
- 3 keys
- Fixing screws

Type	Description	Key item	Throws	Centre Distance	Faceplate	Backset	Unit weight	Pieces	ITEM			
									Type	Dim.	Hand	Fin.




- 3 dead-bolts only
- SUPPLIED AS STANDARD:
Striking plate item 1.06283.00.0



1 00100 00 1

4 25 50 1,065 1 1 57028 50 0

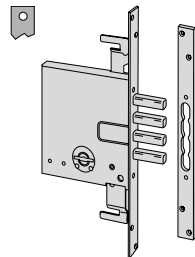


- 4 dead-bolts only
- SUPPLIED AS STANDARD:
Striking plate item 1.06283.01.0



1 00100 00 1

4 25 60 1,150 1 1 57028 60 0



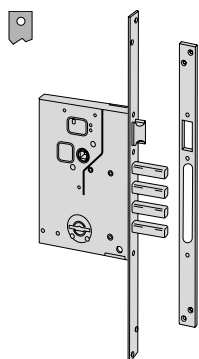
- 4 dead-bolts only
- Pre-arranged for additional locking points
- SUPPLIED AS STANDARD:
Two guides for extended bolts item 1.06085.00.0
TUpper striker item 1.06084.00.0
Striking plate item 1.06283.02.0
- ON REQUEST:
Extended bolts item 1.06415.00.0
Floor striker item 1.06086.00.0



1 00101 00 1

4 25 60 1,400 1 1 57033 60 0

Type	Description	Key item	Throws	Centre Distance	Faceplate Backset	Unit weight Kg	Pieces	ITEM			
								Type	Dim.	Hand	Fin. Pers. Spec.

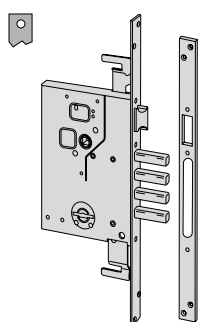


- Latch and 4 dead-bolts
- SUPPLIED AS STANDARD:
Striking plate item 1.06284.00.0



1 00101 00 1

4 85 25 60 1,410 1 1 57260 60 0

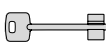


- Latch and 4 dead-bolts
- Pre-arranged for additional locking points
- SUPPLIED AS STANDARD:
Two guides for extended bolts item 1.06085.00.0
Upper striker item 1.06084.00.0
Striking plate item 1.06284.00.0
- ON REQUEST:
Extended bolts item 1.06415.00.0
Floor striker item 1.06086.00.0




1 00101 00 1

4 85 25 60 1,700 1 1 57265 60 0



1 00102 00 1

4 85 25 60 1,715 1 1 57265 61 0



Technical features:



- Nickel-plated steel faceplate and striking plate
- Zinc-plated steel case
- Flat, reversible, nickel-plated latch
- Nickel-plated steel dead-bolt



Supplied as standard:

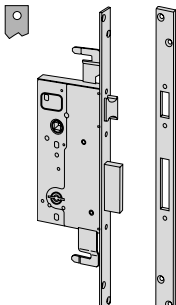

- Striking plate
- 2 escutcheons: inside item 1.06143.00.0, outside item 1.06082.00.0
- 3 keys
- Fixing screws

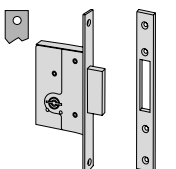

Hand:
0 = Non-hande

Type	Description	Key item	Throws	Centre Distance	Faceplate	Backset	Unit weight 	Pieces	ITEM			
									Type	Dim.	Hand	Fin.

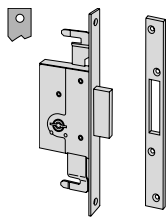
	<ul style="list-style-type: none"> • Dead-bolt and latch • SUPPLIED AS STANDARD: Striking plate item 1.06279.00.0 	 1 00100 00 1	2	85	22	40	0,950	1	1 57210 40 0				
			2	85	22	45	0,900	1	1 57210 45 0				
			2	85	22	50	1,000	1	1 57210 50 0				
			2	85	22	60	1,070	1	1 57210 60 0				

	<ul style="list-style-type: none"> • Dead-bolt and latch • SUPPLIED AS STANDARD: Striking plate item 1.06279.00.0 	 1 00100 00 1	2	85	22	40	0,935	1	1 57211 40 0				
			2	85	22	45	0,980	1	1 57211 45 0				
			2	85	22	50	1,020	1	1 57211 50 0				
			2	85	22	60	1,070	1	1 57211 60 0				

	<ul style="list-style-type: none"> • Dead-bolt and latch • Pre-arranged for additional locking points • SUPPLIED AS STANDARD: Striking plate item 1.06272.00.0 Two guides for extended bolts item 1.06085.00.0 Upper striker item 1.06084.00.0 • ON REQUEST: Extended bolts item 1.06415.00.0 Floor striker item 1.06086.00.0 	 1 00100 00 1	2	85	25	45	1,340	1	1 57215 45 0				
			2	85	25	50	1,360	1	1 57215 50 0				
			2	85	25	60	1,420	1	1 57215 60 0				

	<ul style="list-style-type: none"> • Dead-bolt only • SUPPLIED AS STANDARD: Striking plate item 1.06282.00.0 	 1 00100 00 1	2	22	40	0,690	1	1 57220 40 0				
			2	22	45	0,710	1	1 57220 45 0				
			2	22	50	0,730	1	1 57220 50 0				
			2	22	60	0,765	1	1 57220 60 0				

Type	Description	Key item	Throws	Centre Distance	Faceplate	Backset	Unit weight Kg	Pieces	ITEM			
									Type	Dim.	Hand	Fin.



- Dead-bolt only
- Pre-arranged for additional locking points
- SUPPLIED AS STANDARD:
 - Striking plate item 1.06235.00.0
 - Two guides for extended bolts item 1.06085.00.0
 - Upper striker item 1.06084.00.0
- ON REQUEST:
 - Extended bolts item 1.06415.00.0
 - Floor striker item 1.06086.00.0



2	25	45	0,945	1	1	57225 45 0
2	25	50	0,960	1	1	57225 50 0
2	25	60	1,000	1	1	57225 60 0



Technical features:


- Painted, brass plated steel faceplate and striking plate
- Zinc-plated steel case
- Flat, reversible, nickel-plated latch
- Nickel-plated steel multiple dead-bolts

Hand:
0 = Non-handed

Supplied as standard:

- Striking plate
- Escutcheons item 1.06144.10.0
- 3 keys
- Fixing screws

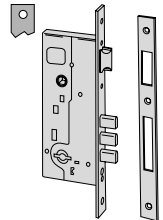
Type	Description	Key item	Throws	Centre Distance	Faceplate	Backset	Unit weight 	Pieces 	ITEM			
									Type	Dim.	Hand	Fin.



- Latch and 3 dead-bolts
- SUPPLIED AS STANDARD:
Striking plate item 1.06279.12.0



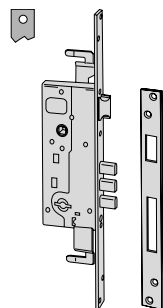
2	85	22	45	0,960	1	1 57290 45 0
2	85	22	50	1,030	1	1 57290 50 0
2	85	22	60	1,095	1	1 57290 60 0



- Latch and 3 dead-bolts
- SUPPLIED AS STANDARD:
Striking plate item 1.06279.12.0




2	85	22	45	1,000	1	1 57291 45 0
2	85	22	50	1,030	1	1 57291 50 0
2	85	22	60	1,100	1	1 57291 60 0



- Latch and 3 dead-bolts
- Pre-arranged for additional locking points
- SUPPLIED AS STANDARD:
Two plates item 1.06085.00.0
Upper striker item 1.06084.00.0
Striking plate item 1.06284.00.0
- ON REQUEST:
Extended bolts item 1.06415.00.0
Floor striker item 1.06086.00.0



2	85	25	45	1,340	1	1 57296 45 0
2	85	25	50	1,400	1	1 57296 50 0
2	85	25	60	1,435	1	1 57296 60 0



Technical features:

- Steel case and striker, painted in a metallized, antique bronze colour
- Nickel-plated steel latch
- Nickel-plated steel multiple dead-bolts
- External draw-back pull
- Picking resistant protection device on the latch lever
- External key guide

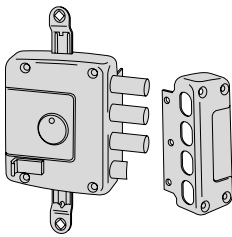
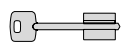
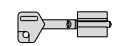

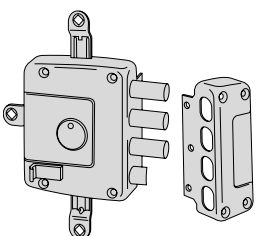
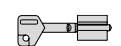
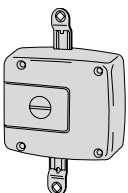
Hand:

- 1 = R.H. inwards
- 2 = L.H. inwards

Supplied as standard:

- Striker
- Outside escutcheon item 1.06140.00.0
- 3 keys:
 - item 1.00120.00.1 for hand 1
 - item 1.00120.00.2 for hand 2
- Fixing screws
- Instruction sheet

Type	Description	Key item	Throws	Backset	Unit weight 	Pieces 	ITEM			
							Type	Dim.	Hand	Fin. Pers. Spec.
	• 4 dead-bolts only	1 00120 00 1/2	4	64	2,340	1	1	57110	60	1
		1 00120 00 1/2	4	64	2,330	1	1	57110	60	2
		1 00125 00 1/2	4	64	2,330	1	1	57150	60	1
		1 00125 00 1/2	4	64	2,330	1	1	57150	60	2
	• 4 dead-bolts only • SUPPLIED AS STANDARD: 2 extended bolts item 1.06425.01.0 2 diverting devices item 1.06418.00.0	1 00120 00 1/2	4	64	2,650	1	1	57120	60	1
		1 00120 00 1/2	4	64	2,650	1	1	57120	60	2
		1 00125 00 1/2	4	64	2,685	1	1	57160	60	1
		1 00125 00 1/2	4	64	2,685	1	1	57160	60	2
	• 4 dead-bolts only • SUPPLIED AS STANDARD: 4 extended bolts with connecting rod item 1.06426.01.0 Subsidiary driving mechanism 2 diverting devices item 1.06418.00.0	1 00120 00 1/2	4	64	3,450	1	1	57130	60	1
		1 00120 00 1/2	4	64	3,450	1	1	57130	60	2
		1 00125 00 1/2	4	64	3,500	1	1	57170	60	1
		1 00125 00 1/2	4	64	3,500	1	1	57170	60	2
	• Latch and 3 dead-bolts • Draw-back pull	1 00120 00 1/2	4	64	2,376	1	1	57115	60	1
		1 00120 00 1/2	4	64	2,379	1	1	57115	60	2
		1 00125 00 1/2	4	64	2,400	1	1	57155	60	1
		1 00125 00 1/2	4	64	2,300	1	1	57155	60	2

Type	Description	Key item	Throws	Backset	Unit weight 	Pieces 	ITEM				
							Type	Dim.	Hand	Fin.	Pers. Spec.
 <ul style="list-style-type: none"> • Latch and 3 dead-bolts • Draw-back pull • SUPPLIED AS STANDARD: 2 extended bolts item 1.06425.01.0 2 diverting devices item 1.06418.00.0 		 1 00120 00 1/2	4	64	2,640	1	1	57125	60	1	
			4	64	2,640	1	1	57125	60	2	
		 1 00125 00 1/2	4	64	2,670	1	1	57165	60	1	
			4	64	2,650	1	1	57165	60	2	
			 1 00120 00 1/2	4	64	3,300	1	1	57135	60	1
				4	64	3,300	1	1	57135	60	2
 <ul style="list-style-type: none"> • Latch and 3 dead-bolts • Draw-back pull • SUPPLIED AS STANDARD: 4 extended bolts with connecting rod item 1.06426.01.0 Subsidiary driving mechanism 2 diverting devices item 1.06418.00.0 		 1 00125 00 1/2	4	64	3,465	1	1	57175	60	1	
			4	64	3,475	1	1	57175	60	2	
		 <ul style="list-style-type: none"> • Top and bottom locking • 2 extended bolts item 1.06425.01.0 • Inside coin activated piece 				0,735	1	1	57190	00	0



Technical features:

- Zinc-plated steel case
- Reversible flat latch with double chamfer, nickel-plated
- Nickel-plated dead-bolt, either in a regular or multiple bolts configuration

Supplied as standard:

- Fixing screws for lock and striker
- Instruction sheet

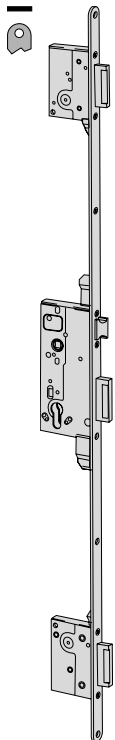
Hand:

0 = Non-hande

Cylinder to be ordered separately



Type	Description	DEAD-BOLTS	Locking points	Throws	Centre Distance	Faceplate	Backset	Unit weight 		ITEM			
										Type	Dim.	Hand	Fin.



- Bronze plated steel 'flat' faceplate 22 x 3 mm., 1.600 mm.
- Latch-bolt and 3 lateral dead-bolts
- ON REQUEST:
Set of bronze plated strikers item 1.07174.00.0
Bronze plated striking plate item 1.06329.00.0
Bronze plated long lip item 1.06293.00.0



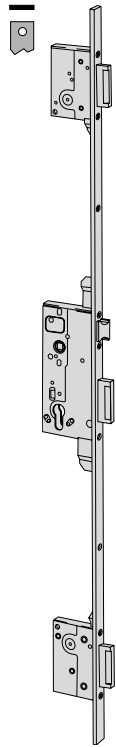
3	2	85	22	45	3,000	6	1	53002	45	0		
3	2	85	22	50	4,000	6	1	53002	50	0		
3	2	85	22	60	4,000	6	1	53002	60	0		

- Yellow zinc plated steel 'flat' faceplate 22 x 3 mm., 1.600 mm.
- Latch-bolt and 3 lateral dead-bolts
- ON REQUEST:
Set of yellow zinc plated strikers item 1.07174.00.0.82
Yellow zinc plated striking plate item 1.06329.00.0.82
Brass long lip item 1.06293.01.0



3	2	85	22	45	3,420	6	1	53002	45	0	82	
3	2	85	22	50	3,420	6	1	53002	50	0	82	
3	2	85	22	60	3,420	6	1	53002	60	0	82	

Type	Description	DEAD-BOLTS	Locking points	Throws	Centre Distance	Faceplate	Backset	Unit weight Kg	Pieces	ITEM			
										Type	Dim. Hand	Fin.	Pers. Spec.

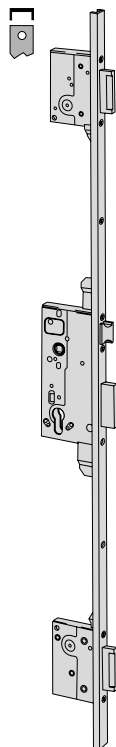


- Bronze plated steel 'flat' faceplate 22 x 3 mm., 1.600 mm.
- Latch-bolt and 3 lateral dead-bolts
- ON REQUEST:
Set of bronze plated strikers item 1.07175.00.0
Bronze plated striking plate item 1.06328.00.0
Bronze plated long lip item 1.06293.00.0

		3	2	85	22	45	4,000	6	1 53003 45 0
		3	2	85	22	50	4,000	6	1 53003 50 0
		3	2	85	22	60	4,000	6	1 53003 60 0

- Yellow zinc plated steel 'flat' faceplate 22 x 3 mm., 1.600 mm.
- Latch-bolt and 3 lateral dead-bolts
- ON REQUEST:
Set of yellow zinc plated strikers item 1.07175.00.0.82
Yellow zinc plated striking plate item 1.06328.00.0.82
Brass long lip item 1.06293.01.0

		3	2	85	22	45	3,000	6	1 53003 45 0 82
		3	2	85	22	50	3,420	6	1 53003 50 0 82
		3	2	85	22	60	3,420	6	1 53003 60 0 82



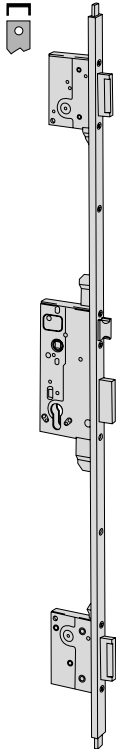
- Lacquered satin brass adjustable U-shaped faceplate 22 x 10 mm., 2.600 mm.
upper adjustment 650 mm.
lower adjustment 35 mm.
- Latch-bolt and 3 lateral dead-bolts
- ON REQUEST:
Set of lacquered satin brass strikers item 1.07176.00.0
Set of long lipped lacquered satin brass strikers item 1.07176.10.0
Lacquered satin brass adjustable striker item 1.06330.00.0

		3	2	85	22	45	4,750	6	1 53135 45 0
		3	2	85	22	50	4,750	6	1 53135 50 0
		3	2	85	22	60	4,750	6	1 53135 60 0

- Lacquered satin brass adjustable U-shaped faceplate 22 x 10 mm., 2.600 mm.
upper adjustment 650 mm.
lower adjustment 35 mm.
- Latch-bolt and 3 lateral dead-bolts
- ON REQUEST:
Set of lacquered satin brass strikers item 1.07177.00.0
Set of long lipped lacquered satin brass strikers item 1.07177.10.0
Lacquered satin brass adjustable striker item 1.06331.00.0

		3	2	85	22	45	4,750	6	1 53155 45 0
		3	2	85	22	50	4,750	6	1 53155 50 0
		3	2	85	22	60	4,750	6	1 53155 60 0

Type	Description	DEAD-BOLTS	Locking points	Throws	Centre Distance	Faceplate	Backset	Unit weight 	Pieces 	ITEM			
										Type	Dim.	Hand	Fin.



- Lacquered satin brass adjustable U-shaped faceplate 22 x 10 mm., 2.600 mm.
upper adjustment 650 mm.
lower adjustment 35 mm.
- Latch-bolt and 3 lateral dead-bolts
- Vertical extended bolts
- SUPPLIED AS STANDARD:
2 upper strikers item 1.06292.00.0 and item 1.06292.01.0
1 floor striker item 1.06086.00.0
- ON REQUEST:
Set of lacquered satin brass strikers item 1.07176.00.0
Set of long lipped lacquered satin brass strikers item 1.07176.10.0
Lacquered satin brass adjustable striker item 1.06330.00.0

	5	2	85	22	45	3,900	6	1	53137 45 0
	5	2	85	22	50	3,900	6	1	53137 50 0
	5	2	85	22	60	3,900	6	1	53137 60 0

- Lacquered satin brass adjustable U-shaped faceplate 22 x 10 mm., 2.600 mm.
upper adjustment 650 mm.
lower adjustment 35 mm.
- Latch-bolt and 3 lateral dead-bolts
- Vertical extended bolts
- SUPPLIED AS STANDARD:
2 upper strikers item 1.06292.00.0 and item 1.06292.01.0
1 floor striker item 1.06086.00.0
- ON REQUEST:
Set of lacquered satin brass strikers item 1.07177.00.0
Set of long lipped lacquered satin brass strikers item 1.07177.10.0
Lacquered satin brass adjustable striker item 1.06331.00.0

	5	2	85	22	45	3,900	6	1	53157 45 0
	5	2	85	22	50	3,900	6	1	53157 50 0
	5	2	85	22	60	3,900	6	1	53157 60 0



Technical features:

- Zinc-plated steel case
- Reversible flat latch with double chamfer, nickel-plated
- Nickel-plated dead-bolt, either in a regular or multiple bolts configuration
- U shaped adjustable faceplate (22 x 10) in satin finish laquered brass, 2,600 mm. height
upper adjustment 650 mm.
lower adjustment 35 mm.

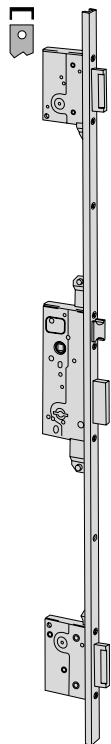
Hand:

0 = Non-hande

Supplied as standard:

- 3 keys
- Fixing screws for lock and striker
- Instruction sheet

Type	Description	DEAD-BOLTS	Key item	Lacking points	Throws	Centre Distance	Faceplate	Backset	Unit weight 	Pieces 	ITEM			
											Type	Dim.	Hand	Fin.



- Lacquered satin brass adjustable faceplate
- Latch-bolt and 3 lateral dead-bolts
- SUPPLIED AS STANDARD:
Inside escutcheon item 1.06143.00.0
Outside escutcheon item 1.06082.00.0
- ON REQUEST:
Set of lacquered satin brass strikers item 1.07176.00.0
Set of long lipped lacquered satin brass striker item 1.07176.10.0
Lacquered satin brass adjustable striking plate item 1.06330.00.0



1 00100 00 1

3	2	85	22	45	4,750	6	1 57835 45 0
3	2	85	22	50	4,750	6	1 57835 50 0
3	2	85	22	60	4,750	6	1 57835 60 0

- Lacquered satin brass adjustable faceplate
- Latch-bolt and 3 lateral dead-bolts
- SUPPLIED AS STANDARD:
Escutcheons item 1.06144.10.0
- ON REQUEST:
Set of lacquered satin brass strikers item 1.07177.00.0
Set of long lipped lacquered satin brass striker item 1.07177.10.0
Lacquered satin brass adjustable striking plate item 1.06331.00.0



1 00101 00 1

3	2	85	22	45	4,750	6	1 57855 45 0
3	2	85	22	50	4,750	6	1 57855 50 0
3	2	85	22	60	4,750	6	1 57855 60 0

Type	Description	For series/item	Unit weight Kg	Pieces	ITEM			
					Type	Dim.	Hand	Fin.
	<ul style="list-style-type: none"> Angular non-handed brass striker 	12010, 12011	0,110	6	1	06035	00	0
	<ul style="list-style-type: none"> Brass push-button ON REQUEST: Nichel plated brass (fin. 12) 	12010, 12011, 12015, 12016	0,037	6	1	06110	00	0
	<ul style="list-style-type: none"> Angular non-handed brass striker 	12015, 12016	0,163	6	1	06218	00	0
	<ul style="list-style-type: none"> Nylon contact set complete with spacers: 2 mm. (Pcs. 4) 	11000, 12000, 13000	0,035	6	1	06510	00	0
	<ul style="list-style-type: none"> Coil set 12 V ac 	12010, 12011, 12015, 12016	0,051	6	1	07009	00	0
	<ul style="list-style-type: none"> Coil set 24 V ac 	12010, 12011, 12015, 12016	0,048	6	1	07009	01	0
	<ul style="list-style-type: none"> Coil set 12 V ac 	13010	0,071	6	1	07012	00	0
	<ul style="list-style-type: none"> Gray lacquered steel striker with roller 	11540, 11560	0,210 0,210	6 6	1 1	07015	10	1 2
	<ul style="list-style-type: none"> Gray lacquered steel striker with roller 	11610, 11611, 11630, 11631, 11635	0,178 0,178	6 6	1 1	07017	10	1 2

Type	Description	For series/item	Unit weight Pieces	ITEM			
				Type	Dim.	Hand	Fin.
 	<ul style="list-style-type: none"> • Striker 	1A610, 1A611, 1A630, 1A631	0,200 6	1	07021	10	0
	<ul style="list-style-type: none"> • 1 mm spacer for striker 	1A610, 1A611, 1A630, 1A631	0,025 6	1	07021	11	0
	<ul style="list-style-type: none"> • Gray lacquered steel striker with roller 	11610	0,173 6	1	07017	10	3
	<ul style="list-style-type: none"> • Striker set including: slide anchoring plate screws 	11610, 11921, 11931	0,100 1	1	07018	10	3
	<ul style="list-style-type: none"> • Gray lacquered steel striker with roller 	11660, 11661, 11670, 11671	0,210 6	1	07019	10	1
	<ul style="list-style-type: none"> • Coil set • 12V ac CE 	1A610, 1A611, 1A630, 1A631, 1A721, 1A731	0,092 6	1	07025	00	0

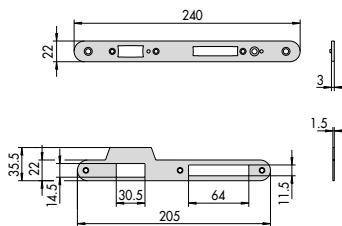
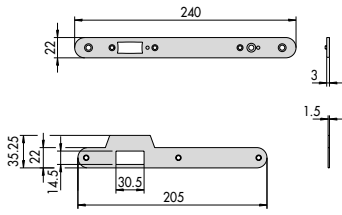
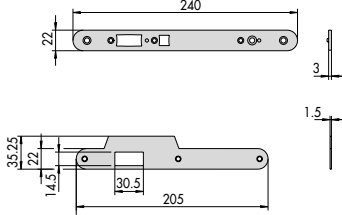
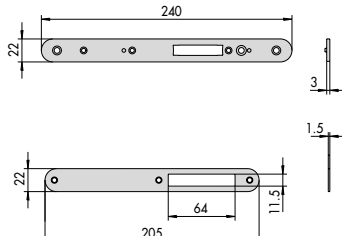
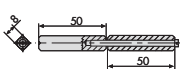
Type	Description	For series/item	Unit weight Kg	Pieces	ITEM			
					Type	Dim.	Hand	Fin.
 	<ul style="list-style-type: none"> • Coil set • 12 V ac • Black nylon support 	11521,11540,	0,092	6	1	07118	00	1
		11551,11560,	0,092	6	1	07118	00	2
		11610,11611, 11630,11631, 11660,11661, 11670,11671, 11721,11731, 11761,11771, 11823,11921, 11931						
	<ul style="list-style-type: none"> • Coil set • 24 V ac • Black nylon support 	11540,11560,	0,075	6	1	07118	01	1
		11610,11611, 11630,11631, 11660,11661, 11670,11671	0,082	6	1	07118	01	2
 	<ul style="list-style-type: none"> • Adjustable coil set • 12 V ac • Blue nylon support 	11521,11540,	0,075	6	1	07120	00	1
		11551,11560,	0,074	6	1	07120	00	2
		11610,11611, 11630,11631, 11660,11661, 11670,11671, 11721,11731, 11761,11771, 11823,11921, 11931						
	<ul style="list-style-type: none"> • Adjustable coil set • 24 V ac • Blue nylon support 	11540,11560,	0,075	6	1	07120	01	1
		11610,11611, 11630,11631, 11660,11661, 11670,11671	0,075	6	1	07120	01	2

Type	Description	For series/item	Unit weight Pieces	ITEM				
				Type	Dim.	Hand	Fin.	Pers.
	<ul style="list-style-type: none"> • Nylon striker spacer 	54315, 54316, 54340, 54341	0,012	12	1	06091	00	0
	<ul style="list-style-type: none"> • Metalized aluminium spacer set • AVAILABLE FINISHES: Metalized bronze (fin 86) Champagne (fin. 87) 	54570, 57580	0,180	6	1	06091	10	0
	<ul style="list-style-type: none"> • Amaranth red lacquered steel striker 	50110, 50111, 50115, 50120, 50121, 50150, 50151, 50160, 50170, 50171, 50180, 50181	0,104 0,090	6 6	1	07024	00	1 2
	<ul style="list-style-type: none"> • Amaranth red lacquered steel striker 	50130, 50131, 50141	0,095 0,095	6 6	1	07029	00	1 2
	<ul style="list-style-type: none"> • Amaranth red lacquered steel striker 	50210, 50211, 50220, 50221	0,175 0,180	6 6	1	07042	00	1 2
	<ul style="list-style-type: none"> • Amaranth red lacquered steel striker 	54315, 54316, 54340, 54341	0,060	6	1	07048	00	0
	<ul style="list-style-type: none"> • Metalized aluminium striker with slide limiting device • AVAILABLE FINISHES: Metalized bronze (fin. 86) Champagne (fin.87) 	54570, 54580	0,150	6	1	07117	00	0

Type	Description	For series/item	Unit weight Kg	Pieces	ITEM			
					Type	Dim.	Hand	Fin.
	• Long lipped, brass plated steel striker with round corners	52131, 52631, 52671	0,049	25	1	06098	00	0
	• Brass plated steel striker with round corners	52641	0,087	25	1	06100	10	0
	• Brass plated striker with round corners	5C140	0,096	25	1	06100	15	0
	• Long lipped, brass plated steel striker with round corners	52641	0,056	25	1	06101	10	0
	• Long lipped, brass plated steel striker	52621	0,058	25	1	06102	10	0
	• Long lipped, brass striker	5C110	0,057	25	1	06102	13	0
	• Long lipped, brass striker	52300	0,040	25	1	06107	00	0
	• Long lipped, brass striker	5C120	0,055	25	1	06149	00	0
	• Long lipped, brass plated steel striker	52011	0,052	25	1	06152	00	0
	• Long lipped brass striker	52010	0,055	25	1	06163	00	0

Type	Description	For series/item	Unit weight Pieces	ITEM			
				Type	Dim.	Hand	Fin.
	• Brass plated steel striker	52621	0,074 25	1	06206	00	0
	• Brass striker	5C110	0,062 25	1	06216	00	0
	• Long lipped brass plated steel striker	52111, 52611, 52651	0,050 25	1	06223	00	0
	• Brass plated steel striker	52111, 52611, 52651	0,053 25	1	06226	00	0
	• Brass plated steel striker with round corners	52131, 52631, 52671	0,098 25	1	06243	00	0
	• Brass striker	52210, 52310	0,025 25	1	07032	00	0

Type	Description	For series/item	Unit weight Kg	Pieces	ITEM			
					Type	Dim.	Hand	Fin.
	<ul style="list-style-type: none"> Indicator of occupancy 	52842, 52844, 52862, 52864	0,015	6	1	06146	00	0
	<ul style="list-style-type: none"> Faceplate and striker set with square corners Lacquered polished brass 8 fixing screws, 2 cylinder fixing screws AVAILABLE FINISHES: Satin stainless steel (fin. 20) with inox screws 	52710, 52842	0,250	6	1	07171	10	0
	<ul style="list-style-type: none"> Faceplate and striker set with square corners Lacquered polished brass 8 fixing screws, 2 cylinder fixing screws AVAILABLE FINISHES: Satin stainless steel (fin. 20) with inox screws 	52730, 52844	0,250	6	1	07171	20	0
	<ul style="list-style-type: none"> Faceplate and striker set with square corners Lacquered polished brass 8 fixing screws, 2 cylinder fixing screws AVAILABLE FINISHES: Satin stainless steel (fin. 20) with inox screws 	52750	0,250	6	1	07171	30	0
	<ul style="list-style-type: none"> Faceplate and striker set with square corners Lacquered polished brass 8 fixing screws, 2 cylinder fixing screws AVAILABLE FINISHES: Satin stainless steel (fin. 20) with inox screws 	52755, 52760	0,250	6	1	07171	40	0
	<ul style="list-style-type: none"> Faceplate and striker set with square corners Lacquered polished brass 8 fixing screws, 2 cylinder fixing screws AVAILABLE FINISHES: Satin stainless steel (fin. 20) with inox screws 	52780, 52871	0,250	6	1	07171	50	0
	<ul style="list-style-type: none"> Faceplate and striker set with round corners Lacquered polished brass 8 fixing screws, 2 cylinder fixing screws AVAILABLE FINISHES: Satin stainless steel (fin. 20) with inox screws 	52711, 52862	0,250	6	1	07171	15	0

Type	Description	For series/item	Unit weight Kg	Pieces	ITEM			
					Type	Dim.	Hand	Fin.
	<ul style="list-style-type: none"> • Faceplate and striker set with round corners • Lacquered polished brass • 8 fixing screws, 2 cylinder fixing screws • AVAILABLE FINISHES • Satin stainless steel (fin. 20) with inox screws 	52731, 52864	0,250	6	1	07171	25	0
	<ul style="list-style-type: none"> • Faceplate and striker set with round corners • Lacquered polished brass • 8 fixing screws, 2 cylinder fixing screws • AVAILABLE FINISHES • Satin stainless steel (fin. 20) with inox screws 	52751	0,250	6	1	07171	35	0
	<ul style="list-style-type: none"> • Faceplate and striker set with round corners • Lacquered polished brass • 8 fixing screws, 2 cylinder fixing screws • AVAILABLE FINISHES • Satin stainless steel (fin. 20) with inox screws 	52756, 52761	0,250	6	1	07171	45	0
	<ul style="list-style-type: none"> • Faceplate and striker set with round corners • Lacquered polished brass • 8 fixing screws, 2 cylinder fixing screws • AVAILABLE FINISHES • Satin stainless steel (fin. 20) with inox screws 	52781, 52891	0,250	6	1	07171	55	0
	<ul style="list-style-type: none"> • Split follower 	52760, 52761, 52844, 52864	0,047	25	1	07206	01	0

Type	Description	For series/item	Unit weight Kg	Pieces	ITEM			
					Type	Dim. Hand	Fin. Pers.	Spec.
	<ul style="list-style-type: none"> • Inside brass escutcheon 	57000	0,035	12	1	06081	00	0
	<ul style="list-style-type: none"> • Outside brass escutcheon 	1 06119 00 0, 1 06142 00 0, 57000	0,030	12	1	06082	00	0
	<ul style="list-style-type: none"> • Hollow outside brass escutcheon 	1 06119 00 0, 1 06142 00 0, 57000	0,031	12	1	06083	00	0
	<ul style="list-style-type: none"> • Top steel striker 	52526, 56255, 57015, 57020, 57024, 57033, 57215, 57217, 57255, 57296	0,028	12	1	06084	00	0
	<ul style="list-style-type: none"> • Steel guide for extended bolts, with nylon insert 	52526, 56255, 57015, 57020, 57024, 57033, 57215, 57217, 57255, 57296	0,029	12	1	06085	00	0
	<ul style="list-style-type: none"> • Brass floor striker diameter 11 mm. • FOR: extended bolts with rods diameter 10 mm. 	1 06415 00 0, 1 06441 15 0, 1 07088 03 0, 43090, 43190, 43690, 46445, 52526, 53131, 53137, 53151, 53157, 56255, 57015, 57019, 57020, 57024, 57033, 57055, 57215, 57217, 57255, 57259, 57265, 57296, 57831, 57837, 57851, 57857	0,016	12	1	06086	00	0

Type	Description	For series/item	Unit weight 	Pieces 	ITEM			
					Type	Dim.	Hand	Fin.
	<ul style="list-style-type: none"> • Brass floor striker with spring dust-cover, diameter 12 mm. • USED FOR: Internal extended bolts with 8 mm. diameter rods multi-point locks series 46445 Extended bolt for Multitop item 1.06449.11.0 		0,020	12	1	06086	02	0
	<ul style="list-style-type: none"> • Nylon key guide, with eight spacers 	57000	0,050	12	1	06142	00	0
	<ul style="list-style-type: none"> • Inside brass escutcheon with plug 	57000	0,032	12	1	06143	00	0
	<ul style="list-style-type: none"> • Lacquered brass plated steel striker 	1 57028 50 0, 1 57028 60 0	0,141	25	1	06230	01	0
	<ul style="list-style-type: none"> • Nickel-plated steel striker 	57010	0,117	25	1	06231	00	0
	<ul style="list-style-type: none"> • Nickel-plated steel striker 	57015, 57020, 57220, 57225, 57230	0,116	25	1	06234	00	0
	<ul style="list-style-type: none"> • Nickel-plated steel striker 	57015, 57020, 57220, 57225, 57230	0,124	25	1	06235	00	0
	<ul style="list-style-type: none"> • Nickel-plated steel striker 	56250, 56255, 57210, 57211, 57215, 57250, 57255	0,116 0,120	25 25	1 1	06270	00	1 2
	<ul style="list-style-type: none"> • Nickel-plated steel striker 	56250, 57250	0,126	25	1	06271	00	0
	<ul style="list-style-type: none"> • Nickel-plated steel striker 	56255, 57215, 57255	0,131	25	1	06272	00	0

Type	Description	For series/item	Unit weight Kg	Pieces	ITEM				
					Type	Dim.	Hand	Fin.	Pers. Spec.
	• Long lipped nickel-plated steel striker	56255, 57255	0,146	25	1	06275	00	0	
	• Long lipped nickel-plated steel striker	56250, 57250	0,140	25	1	06276	00	0	
	• Nickel-plated steel striker	57211	0,100	25	1	06278	00	0	
	• Lacquered brass plated satin steel striker	52521, 57291	0,120	25	1	06278	11	0	
	• Nickel plated steel striker with round corners	57210	0,096	25	1	06279	00	0	
	• Lacquered brass plated satin steel striker with round corners	52520, 57290	0,120	25	1	06279	12	0	
	• Long lipped nickel-plated steel striker	57211, 57215	0,145	25	1	06281	00	0	
	• Nickel-plated steel striker	57220	0,079	25	1	06282	00	0	
	• Lacquered brass plated steel striker	1 57028 50 0	0,120	12	1	06283	00	0	
	• Lacquered brass plated steel striker	1 57028 60 0	0,100	12	1	06283	01	0	

Type	Description	For series/item	Unit weight Kg	Pieces	ITEM				
					Type	Dim.	Hand	Fin.	Pers. Spec.
	<ul style="list-style-type: none"> Lacquered brass plated steel striker 	1 57033 60 0	0,100	12	1 06283 02 0				
	<ul style="list-style-type: none"> Lacquered brass plated steel striker 	52526, 57260, 57265, 57296	0,131	25	1 06284 00 0				
	<ul style="list-style-type: none"> Long lipped lacquered brass plated steel striker 	57260, 57265	0,140	25	1 06284 01 0				
	<ul style="list-style-type: none"> Zinc plated steel saw resistant tip, 10 mm. Side push resistance KN 15 	1 06415 00 0, 1 06416 00 0, 1 06441 15 0	0,056	12	1 06291 00 0				
	<ul style="list-style-type: none"> Zinc plated hardened steel tip, dia. 10 mm. Side push resistance KN 25 	1 06415 00 0, 1 06416 00 0, 1 06441 15 0, 1 07088 03 0	0,054	12	1 06291 05 0				
	<ul style="list-style-type: none"> Zinc plated steel pin connector 	1 06415 00 0, 1 06416 00 0, 1 06441 00 0, 1 06441 10 0, 1 06441 15 0, 1 06441 20 0, 1 06451 00 0, 1 06451 10 0, 1 07088 00 0, 1 07088 03 0	0,016	12	1 06291 20 0				
	<ul style="list-style-type: none"> Zinc plated extended bolts SUPPLIED AS STANDARD: Pair of bolts dia. 8 mm. Pair of tips dia. 10 mm. item 1.06291.05.0 (2 pieces) 	52526, 56016, 56255, 57015, 57016, 57019, 57033, 57035, 57055, 57215, 57217, 57225, 57226, 57255, 57256, 57259, 57265, 57296, 57318, 57336	0,533	12	1 06415 00 0				
	<ul style="list-style-type: none"> Zinc plated extended bolt SUPPLIED AS STANDARD: Bolt dia. 8 mm. Pair of tips dia. 10 mm. item 1.06291.05.0 	57020, 57024, 57230	0,350	10	1 06416 00 0				

Type	Description	For series/item	Unit weight Kg	Pieces	ITEM			
					Type	Dim.	Hand	Fin.
	<ul style="list-style-type: none"> • Outside brass escutcheon 	57110, 57115, 57120, 57125, 57130, 57135, 57150, 57155, 57160, 57165, 57170, 57175	0,029	12	1	06140	00	0
	<ul style="list-style-type: none"> • Hollow outside brass escutcheon • A = 10, door thickness 60 mm. 	57110, 57115, 57120, 57125, 57130, 57135, 57150, 57155, 57160, 57165, 57170, 57175	0,032	12	1	06140	01	0
	<ul style="list-style-type: none"> • Hollow outside brass escutcheon • A = 22, door thickness 70 mm. 	57110, 57115, 57120, 57125, 57130, 57135, 57150, 57155, 57160, 57165, 57170, 57175	0,037	12	1	06140	02	0
	<ul style="list-style-type: none"> • Bronze lacquered steel top striker 	57120, 57125, 57130, 57135, 57160, 57165, 57170, 57175, 57190	0,100	12	1	06236	00	0
	<ul style="list-style-type: none"> • Brass floor striker 	57120, 57125, 57130, 57135, 57160, 57165, 57170, 57175, 57190	0,025	12	1	06237	00	0
	<ul style="list-style-type: none"> • Brass floor striker with sprung dust cover 	57120, 57125, 57130, 57135, 57160, 57165, 57170, 57175, 57190	0,028	12	1	06237	01	0
	<ul style="list-style-type: none"> • Bronze lacquered steel adjustable extended bolt 	57120, 57125, 57130, 57135, 57160, 57165, 57170, 57175, 57190	0,734	6	1	06417	00	0

Type	Description	For series/item	Unit weight 	Pieces 	ITEM			
					Type	Dim.	Hand	Fin.
	<ul style="list-style-type: none"> • Set of bronze lacquered steel diverting devices 	57120, 57125, 57130, 57135, 57160, 57165, 57170, 57175	0,050	12	1	06418	00	0
	<ul style="list-style-type: none"> • Bronze lacquered steel adjustable connecting rod 	57130, 57135, 57170, 57175	0,412	4	1	06419	00	0
	<ul style="list-style-type: none"> • Bronze lacquered steel bar guide 	57120, 57125, 57130, 57135, 57160, 57165, 57170, 57175, 57190	0,030	24	1	06422	00	0
	<ul style="list-style-type: none"> • Bronze lacquered steel cranked adjustable extended bolt 	57120, 57125, 57130, 57135, 57160, 57165, 57170, 57175	0,770	1	1	06423	00	0
	<ul style="list-style-type: none"> • Bronze lacquered steel long adjustable extended bolt 	57120, 57125, 57130, 57135, 57160, 57165, 57170, 57175, 57190	0,766	6	1	06424	00	0
	<ul style="list-style-type: none"> • Set of extended bolts including one item 06417 and one item 06424 	57120, 57125, 57160, 57165, 57190	1,500	1	1	06425	00	0
	<ul style="list-style-type: none"> • Set of extended bolts including two items 06417 	57120, 57125, 57160, 57165, 57190	1,375	1	1	06425	01	0

Type	Description	For series/item	Unit weight Kg	Pieces	ITEM			
					Type	Dim.	Hand	Fin.
	<ul style="list-style-type: none"> • Set of extended bolts including two items 06417, one item 06424 and one item 06419 	57130, 57135, 57170, 57175	3,200	1	1	06426	00	0
	<ul style="list-style-type: none"> • Set of extended bolts including four items 06417 and one item 06419 	57130, 57135, 57170, 57175	3,158	1	1	06426	01	0
	<ul style="list-style-type: none"> • Bronze lacquered steel striker 	57110, 57115, 57120, 57125, 57130, 57135, 57150, 57155, 57160, 57165, 57170, 57175	0,320	2	1	07054	00	0
	<ul style="list-style-type: none"> • Bronze lacquered steel top striker 	57110, 57115, 57120, 57125, 57130, 57135, 57150, 57155, 57160, 57165, 57170, 57175	0,442	2	1	07055	00	0

Type	Description	For series/item	Unit weight Kg	Pieces	ITEM				
					Type	Dim.	Hand	Fin.	Pers. Spec.
	<ul style="list-style-type: none"> Nickel-plated steel screw ON REQUEST: Brass plated steel (fin. 28) 	1 06119 00 0, 1 06123 00 1, 1 06123 03 0, 1 06123 04 0, 1 06142 00 0, 1 06142 02 0	0,017	50	1 06048 00 0				
	<ul style="list-style-type: none"> Nickel-plated steel screw ON REQUEST: Brass plated steel (fin. 28) 	1 06119 00 0, 1 06123 00 1, 1 06123 03 0, 1 06123 04 0, 1 06142 00 0, 1 06142 02 0	0,004	50	1 06048 01 0				
	<ul style="list-style-type: none"> Nickel-plated steel screw ON REQUEST: Brass plated steel (fin. 28) 	1 06119 00 0, 1 06123 00 1, 1 06123 03 0, 1 06123 04 0, 1 06142 00 0, 1 06142 02 0	0,006	50	1 06048 02 0				
	<ul style="list-style-type: none"> Nickel-plated steel screw ON REQUEST: Brass plated steel (fin. 28) 	1 06119 00 0, 1 06123 00 1, 1 06123 03 0, 1 06123 04 0, 1 06142 00 0, 1 06142 02 0	0,008	50	1 06048 03 0				
	<ul style="list-style-type: none"> Inside brass escutcheon 	57000	0,035	12	1 06081 00 0				
	<ul style="list-style-type: none"> Outside brass escutcheon 	1 06119 00 0, 1 06142 00 0, 57000	0,030	12	1 06082 00 0				
	<ul style="list-style-type: none"> Hollow outside brass escutcheon 	1 06119 00 0, 1 06142 00 0, 57000	0,031	12	1 06083 00 0				

Type	Description	For series/item	Unit weight Kg	Pieces	ITEM			
					Type	Dim.	Hand	Fin.
	<ul style="list-style-type: none"> • Brass floor striker, diameter 9 mm. • USED FOR: Internal extended bolts with 8 mm. diameter rods 	1 06441 00 0, 1 06441 10 0, 1 06441 20 0, 1 06451 00 0, 1 06451 10 0, 1 07088 00 0	0,013	12	1	06086	01	0
	<ul style="list-style-type: none"> • Brass floor striker with spring dust-cover, diameter 12 mm. • USED FOR: Internal extended bolts with 8 mm. diameter rods multi-point locks series 46445 Extended bolt for Multitop item 1.06449.11.0 	1 06415 00 0, 1 06441 00 0, 1 06441 10 0, 1 06441 15 0, 1 06441 20 0, 1 06451 00 0, 1 06451 10 0, 1 07088 00 0, 1 07088 03 0, 43090,43190, 43690,46445, 52526,53131, 53137,53151, 53157,56255, 57015,57019, 57020,57024, 57033,57055, 57215,57217, 57255,57259, 57265,57296, 57831,57837, 57851,57857	0,020	12	1	06086	02	0
	<ul style="list-style-type: none"> • Polished brass key guide escutcheon with ten spacers • AVAILABLE FINISHES: Bronze anodized aluminium (fin. 47) Chrome-plated brass (fin.18) 	57000	0,094	5	1	06119	00	0
	<ul style="list-style-type: none"> • Inside brass escutcheon with plug 	57000	0,032	12	1	06143	00	0
	<ul style="list-style-type: none"> • Polished brass rose with key guide • For double bitted locks • AVAILABLE FINISHES: Polished chrome (fin.18) Anodized light bronze(fin.64) Anodized dark bronze (fin.65) 		0,105	6	1	06144	10	1

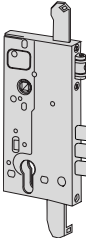
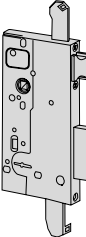
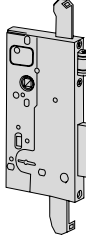
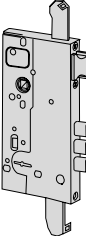
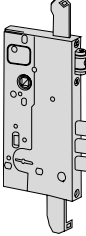
Type	Description	For series/item	Unit weight 	Pieces 	ITEM				
					Type	Dim.	Hand	Fin.	Pers. Spec.
	<ul style="list-style-type: none"> • Nylon key guide, including 2 supports for escutcheon and 3 spacers • For double bit key locks 		0,066	6	1 06144 15 0				
	<ul style="list-style-type: none"> • Polished brass cover for escutcheon and key guide • AVAILABLE FINISHES: Polished chrome (fin.18) Anodized light bronze (fin.64) Anodized dark bronze (fin.65) 	1 06144 10 1, 1 06144 15 0	0,030	50	1 06144 50 1				
	<ul style="list-style-type: none"> • Brass long lipped striker 	5C130, 5C170, 53131, 53151, 57831, 57851	0,055	25	1 06213 05 0				
	<ul style="list-style-type: none"> • Bronze plated steel central striker 	53002	0,100	12	1 06278 10 0				
	<ul style="list-style-type: none"> • Bronze plated steel central striker 	53002	0,100	12	1 06279 10 0				
	<ul style="list-style-type: none"> • Lacquered satin brass central striker 	5C130, 5C170, 53035, 53131, 53133, 53135, 53137, 53151, 53153, 53155, 53157, 57831, 57833, 57835, 57851, 57853, 57855	0,096	12	1 06279 11 0				
	<ul style="list-style-type: none"> • Brass upper striker (single-leaf doors) 	53131, 53133, 53137, 53151, 53153, 53157, 57831, 57833, 57851, 57853	0,060	25	1 06292 00 0				

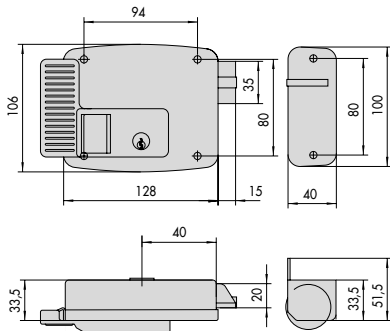
Type	Description	For series/item	Unit weight Kg	Pieces	ITEM				
					Type	Dim.	Hand	Fin.	Pers. Spec.
	<ul style="list-style-type: none"> • Brass upper striker (double-leaf doors) 	53131, 53133, 53137, 53151, 53153, 53157, 57831, 57833, 57851, 57853	0,060	25	1	06292	01	0	
	<ul style="list-style-type: none"> • Long lip in bronze plated brass for central strikers 	53002, 53003	0,040	25	1	06293	00	0	
	<ul style="list-style-type: none"> • Long lip in lacquered satin brass for central strikers 	53002, 53003	0,040	25	1	06293	01	0	
	<ul style="list-style-type: none"> • Top and bottom striker in bronze plated steel, for lateral dead-bolts 	53003	0,100	25	1	06322	00	0	
	<ul style="list-style-type: none"> • Top and bottom striker in bronze plated steel, for lateral dead-bolts 	53002	0,100	25	1	06323	00	0	
	<ul style="list-style-type: none"> • Top and bottom striker in lacquered satin brass, for lateral dead-bolts 	53035, 53133, 53135, 53137, 57833, 57835	0,100	12	1	06323	01	0	
	<ul style="list-style-type: none"> • Top and bottom striker in lacquered satin brass, for lateral dead-bolts 	53153, 53155, 53157, 57853, 57855	0,120	12	1	06325	00	0	
	<ul style="list-style-type: none"> • Square striking plate (1.600 mm.) in bronze plated steel 	53003	0,800	6	1	06328	00	0	
	<ul style="list-style-type: none"> • Square striking plate (1.600 mm.) in yellow zinc plated steel 	53003	0,800	6	1	06328	00	0 82	
	<ul style="list-style-type: none"> • Round striking plate (1.600 mm.) in bronze plated steel 	53002	0,800	6	1	06329	00	0	
	<ul style="list-style-type: none"> • Round striking plate (1.600 mm.) in yellow zinc plated steel 	53002	0,800	6	1	06329	00	0 82	
	<ul style="list-style-type: none"> • Adjustable striker in lacquered satin brass 	53035, 53135, 53137, 57835, 57837	1,300	6	1	06330	00	0	
	<ul style="list-style-type: none"> • Adjustable striker in lacquered satin brass 	53155, 53157, 57855, 57857	1,300	6	1	06331	00	0	

Type	Description	For series/item	Unit weight Pieces	ITEM				
				Type	Dim.	Hand	Fin.	Pers.
	<ul style="list-style-type: none"> Protective rose for cylinder series RS3, ASTRAL (with long key CL) and ASIX, in polished golden finish carbonitrited steel Complete with: Spacers 2 mm. (pcs.16), 1 mm. (pcs. 2) Outside cover plates 2 mm. (pcs.2) Screws M5 x 73 mm. Inner rose 	12000, 52000, 53000	0,500	1	1	06460	15	0
	<ul style="list-style-type: none"> Protective rose for cylinder series SP and TSP (with long key CL), in polished golden finish carbonitrited steel Complete with: Spacers 2 mm. (pcs.16), 1 mm. (pcs. 2) Outside cover plates 2 mm. (pcs.2) Screws M5 x 73 mm. Inner rose 	12000, 52000, 53000	0,500	1	1	06460	16	0
	<ul style="list-style-type: none"> Chrome plated outside covering ring 	1 06460 05 0, 1 06460 06 0	0,025	25	1	06473	60	0
	<ul style="list-style-type: none"> Top or bottom lateral locking with flat-type dead-bolts and vertical extended bolt 	53000, 57000	0,550	1	1	07172	10	0
	<ul style="list-style-type: none"> Top or bottom lateral locking with pin-operated dead-bolts and vertical extended bolt 	53153, 53155, 53157, 57853, 57855	0,550	1	1	07172	30	0
	<ul style="list-style-type: none"> Set of vertical extended bolts including 2 upper strikers (flat, square) and 2 floor striker 	53000, 57000	0,533	1	1	07173	00	0
	<ul style="list-style-type: none"> Set of bronze plated steel striking plates: pcs. 1 item 1.06279.10.0 pcs 2 item 1.06323.00.0 	53002	0,266	6	1	07174	00	0
	<ul style="list-style-type: none"> Set of yellow zinc plated steel striking plates: pcs. 1 item 1.06279.10.0.82 pcs. 2 item 1.06323.00.0.82 	53002	0,180	6	1	07174	00	0 82

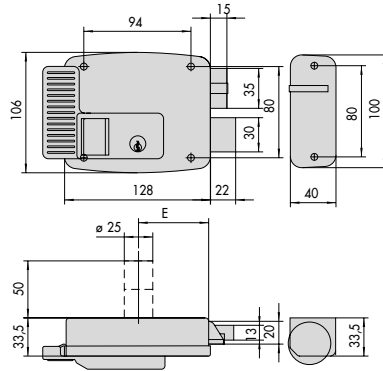
Type	Description	For series/item	Unit weight Kg	Pieces	ITEM			
					Type	Dim.	Hand	Fin.
	<ul style="list-style-type: none"> Set of bronze plated steel striking plates: pcs. 1 item 1.06278.10.0 pcs. 2 item 1.06322.00.0 	53003	0,300	6	1	07175	00	0
	<ul style="list-style-type: none"> Set of yellow zinc plated steel striking plates: pcs. 1 item 1.06278.10.0.82 pcs. 2 item 1.06323.00.0.82 	53003	0,300	6	1	07175	00	0 82
	<ul style="list-style-type: none"> Set of lacquered satin brass striking plates: pcs. 1 item 1.06279.11.0 pcs. 2 item 1.06323.01.0 	53035, 53135, 53137, 57835	0,300	6	1	07176	00	0
	<ul style="list-style-type: none"> Set of lacquered satin brass striking plates: pcs. 2 item 1.06213.05.0 pcs. 2 item 1.06323.01.0 	53035, 53135, 53137, 57835	0,300	6	1	07176	10	0
	<ul style="list-style-type: none"> Set of lacquered satin brass striking plates: pcs. 1 item 1.06279.11.0 pcs. 2 item 1.06325.00.0 	53155, 53157, 57855	0,300	6	1	07177	00	0
	<ul style="list-style-type: none"> Set of lacquered satin brass striking plates: pcs. 2 item 1.06213.05.0 pcs. 2 item 1.06325.00.0 	53155, 53157, 57855	0,300	6	1	07177	10	0
	<ul style="list-style-type: none"> Set of lacquered satin brass striking plates: pcs. 1 item 1.06279.11.0 pcs. 1 item 1.06323.01.0 	53133, 57833	0,192	6	1	07178	00	0

Type	Description	For series/item	Unit weight Kg	Pieces	ITEM			
					Type	Dim.	Hand	Fin.
	<ul style="list-style-type: none"> Set of lacquered satin brass striking plates: pcs. 2 item 1.06213.05.0 pcs. 1 item 1.06323.01.0 	53133, 57833	0,200	6	1	07178	10	0
	<ul style="list-style-type: none"> Set of lacquered satin brass striking plates: pcs. 1 item 1.06279.11.0 pcs. 1 item 1.06325.00.0 	53153, 57853	0,300	6	1	07179	00	0
	<ul style="list-style-type: none"> Set of lacquered satin brass striking plates: pcs. 2 item 1.06213.05.0 pcs. 1 item 1.06325.00.0 	53153, 57853	0,300	6	1	07179	10	0
	<ul style="list-style-type: none"> Central cylinder lock with latch-bolt and flat-type dead-bolt 	53002, 53003, 53035, 53131, 53133, 53135, 53137, 57831, 57833, 57835	0,770 0,800 0,860	1 1 1	1	52507	45	0 50 60
	<ul style="list-style-type: none"> Central cylinder lock with roller latch and flat-type dead-bolt 	53002, 53003, 53035, 53131, 53133, 53135, 53137, 57831, 57833, 57835	1,145 0,770 1,145	1 1 1	1	52508	45	0 50 60
	<ul style="list-style-type: none"> Central cylinder lock with latch-bolt and pin-operated dead-bolt 	53151, 53153, 53155, 53157, 57851, 57853, 57855	0,735 0,765 0,800	1 1 1	1	52527	45	0 50 60

Type	Description	For series/item	Kg		Pieces		ITEM				
			Unit weight				Type	Dim.	Hand	Fin.	Pers. Spec.
	<ul style="list-style-type: none"> • Central cylinder lock with roller latch and pin-operated dead-bolt 	53151, 53153,	0,700		1	1	52528	45	0		
		53155, 53157,	0,700		1	1	52528	50	0		
		57851, 57853,	0,805		1	1	52528	60	0		
		57855									
	<ul style="list-style-type: none"> • Double bit key central lock with latch-bolt and flat-type dead-bolt • 2 key blanks item 1.00100.00.1 	53002, 53003,	0,845		1	1	57218	45	0		
		53035, 53131,	0,870		1	1	57218	50	0		
		53133, 53135,	0,925		1	1	57218	60	0		
		53137, 57831,									
		57833, 57835									
	<ul style="list-style-type: none"> • Double bit key central lock with roller latch and flat-type dead-bolt • 2 key blanks item 1.00100.00.1 	53002, 53003,	1,340		1	1	57219	45	0		
		53035, 53131,	1,340		1	1	57219	50	0		
		53133, 53135,	0,885		1	1	57219	60	0		
		53137, 57831,									
		57833, 57835									
	<ul style="list-style-type: none"> • Double bit key central lock with latch-bolt and pin-operated dead-bolt • 2 key blanks item 1.00100.00.1 	53151, 53153,	1,340		1	1	57298	45	0		
		53155, 53157,	0,845		1	1	57298	50	0		
		57851, 57853,	0,910		1	1	57298	60	0		
		57855									
	<ul style="list-style-type: none"> • Double bit key central lock with roller latch and pin-operated dead-bolt • 2 key blanks item 1.00100.00.1 	53151, 53153,	0,950		1	1	57299	45	0		
		53155, 53157,	0,815		1	1	57299	50	0		
		57851, 57853,	0,875		1	1	57299	60	0		
		57855									

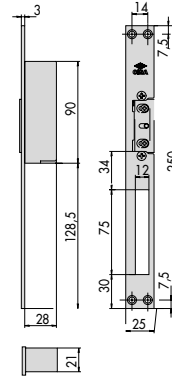


1.11540.40, 1.11560.40



11660, 11661, 11670, 11761, 11671, 11771

E = 50 - 60 - 70 - 80

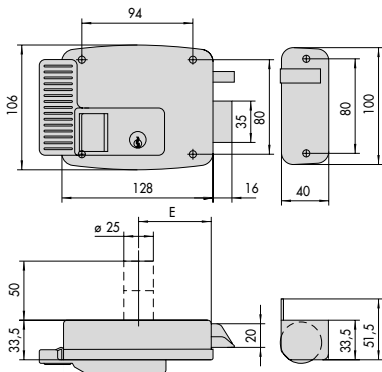


1.15001.00

1

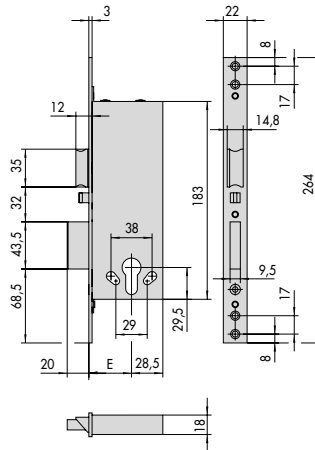
4

7



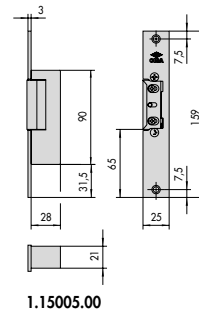
11610, 11611, 11630, 11635

E = 50 - 60 - 70 - 80



12010, 12011, 12015, 12016

E = 40 - 50 - 60 - 70

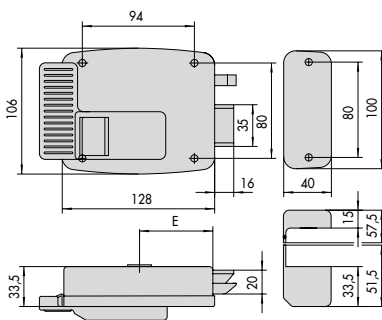


1.15005.00

2

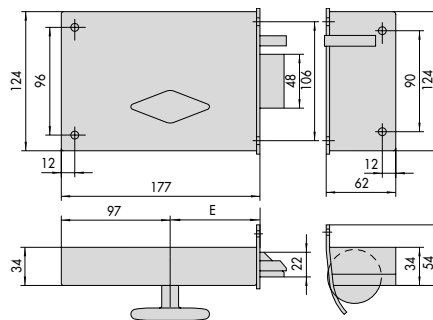
5

8



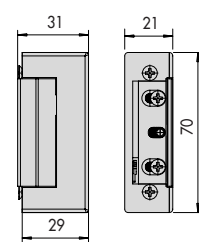
11610

E = 50 - 60 - 70 - 80



13010

E = 60 - 70 - 80 - 90 - 100 - 110 - 120

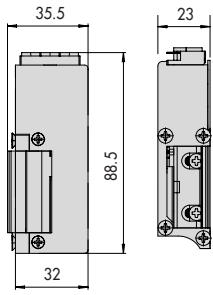


15100

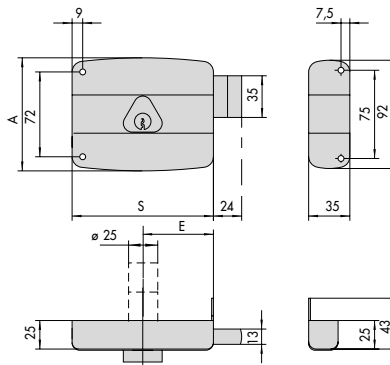
3

6

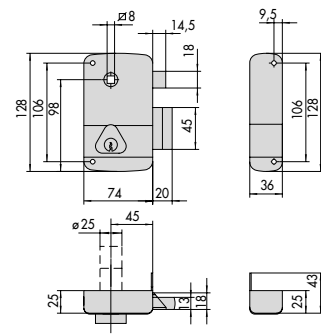
9



15300



	E	S	A		E	S	A
1.50130.40	40	80	94	1.50141.40	40	80	94
1.50130.50	50	100	95	1.50141.50	50	100	95
1.50130.60	60	120	96	1.50141.60	60	120	96
1.50130.70	70	140	97	1.50141.70	70	140	97
1.50131.40	40	80	94				
1.50131.50	50	100	95				
1.50131.60	60	120	96				
1.50131.70	70	140	97				

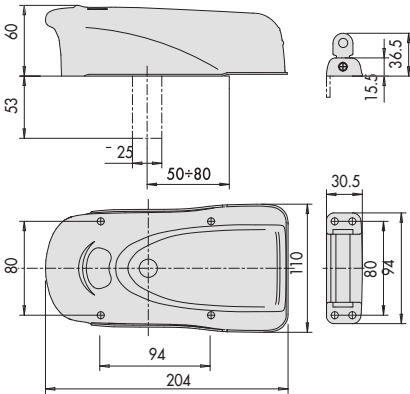


1.50210.45, 1.50211.45

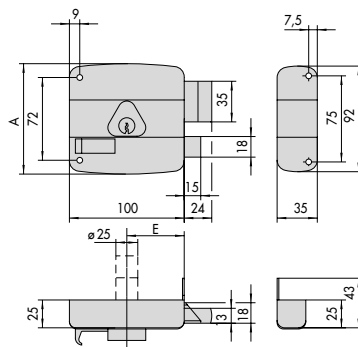
10

13

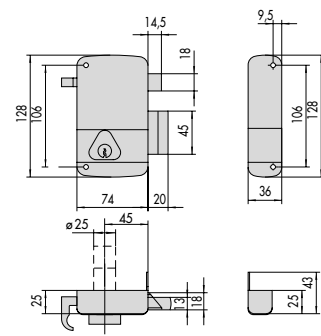
16



1A610, 1A611, 1A630, 1A631, 1A721, 1A731



	E	S	A
1.50160.40	40	80	94
1.50160.50	50	100	95
1.50160.60	60	120	96
1.50160.70	70	140	97

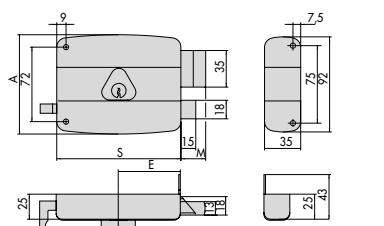


1.50220.45, 1.50221.45

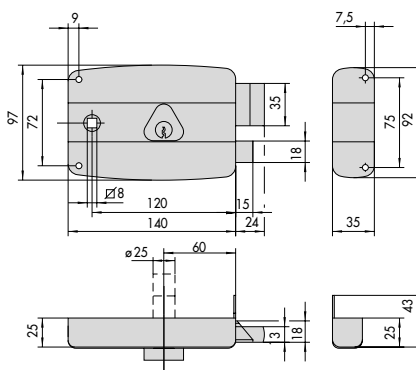
11

14

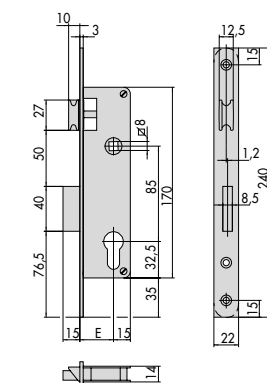
17



	E	S	A	M		E	S	A	M
1.50110.40	40	80	94	24	1.50126.50	50	100	95	33
1.50110.50	50	100	95	24	1.50126.60	60	120	96	33
1.50110.60	60	120	96	24	1.50126.70	70	140	97	33
1.50110.70	70	140	97	24	1.50161.40	40	80	94	24
1.50111.40	40	80	94	24	1.50161.50	50	100	95	24
1.50111.50	50	100	95	24	1.50161.60	60	120	96	24
1.50111.60	60	120	96	24	1.50161.70	70	140	97	24
1.50111.70	70	140	97	24	1.50320.40	40	80	94	24
1.50115.50	50	100	95	33	1.50320.50	50	100	95	24
1.50115.60	60	120	96	33	1.50320.60	60	120	96	24
1.50115.70	70	140	97	33	1.50320.70	70	140	97	24
1.50120.40	40	80	94	24	1.50321.40	40	80	94	24
1.50120.50	50	100	95	24	1.50321.50	50	100	95	24
1.50120.60	60	120	96	24	1.50321.60	60	120	96	24
1.50120.70	70	140	97	24	1.50321.70	70	140	97	24
1.50121.40	40	80	94	24	1.50330.40	40	80	94	24
1.50121.50	50	100	95	24	1.50330.50	50	100	95	24
1.50121.60	60	120	96	24	1.50330.60	60	120	96	24
1.50121.70	70	140	97	24	1.50330.70	70	140	97	24
1.50125.50	50	100	95	33	1.50340.40	40	80	94	24
1.50125.60	60	120	96	33	1.50340.50	50	100	95	24
1.50125.70	70	140	97	33	1.50340.60	60	120	96	24
					1.50340.70	70	140	97	24



1.50170.60, 1.50171.60, 1.50180.60, 1.50181.60,

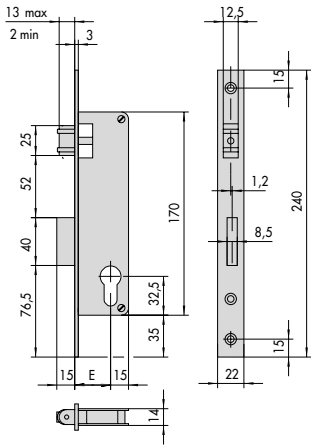


52010, 52011,
52031
E = 21 - 25 - 30

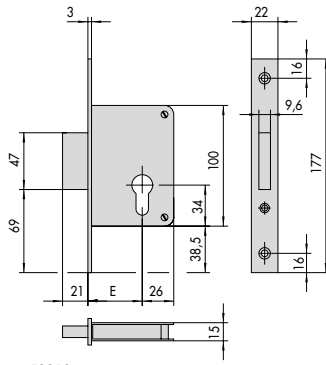
12

15

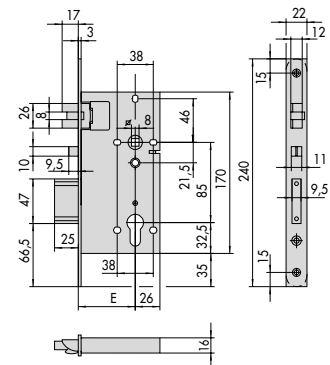
18



52020, 52021
E = 21 - 25 - 30



52310
E = 40 - 45 - 50 - 60 - 70

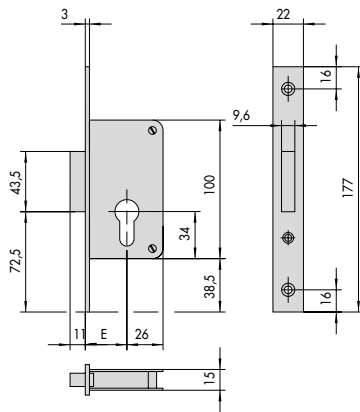


52710, 52711, 52840, 52842,
52860, 52862

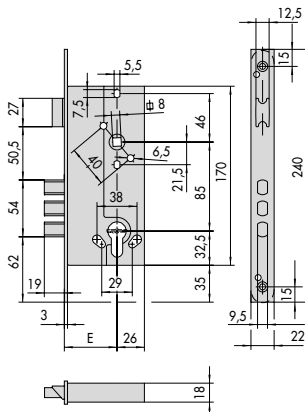
19

22

25

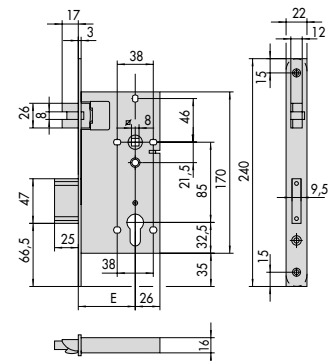


52210
E = 35 - 30



- 52521
- 52520
- 57291
- 57290

E = 45 - 50 - 60

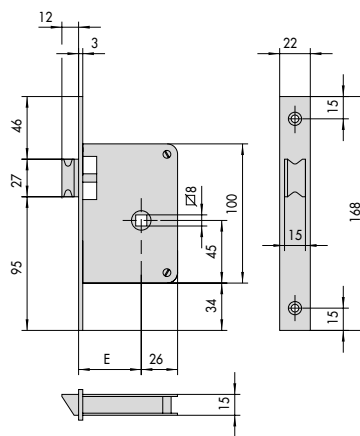


52730, 52731, 52844, 52864

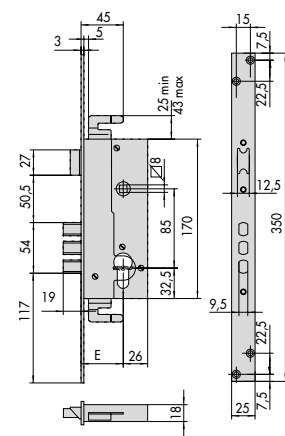
20

23

26

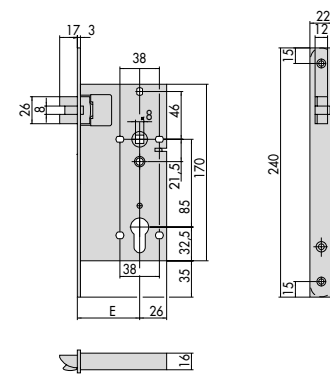


52300
E = 40 - 45 - 50 - 60 - 70



- 52526
- 57296

E = 45 - 50 - 60

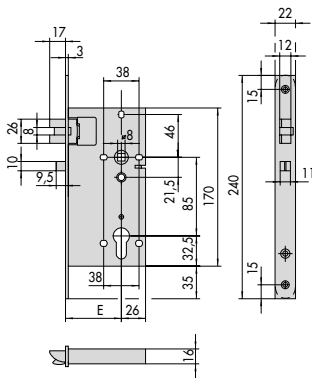


52750, 52751

21

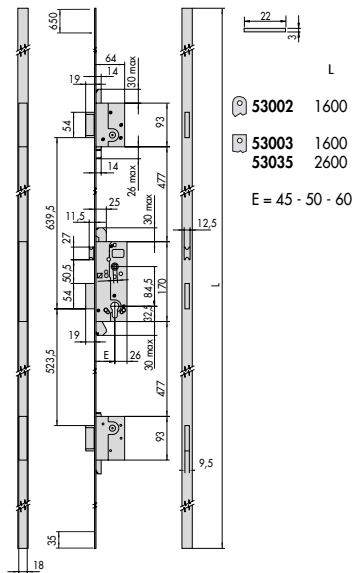
24

27



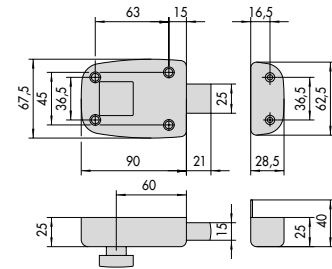
52755, 52756, 52760, 52761

28



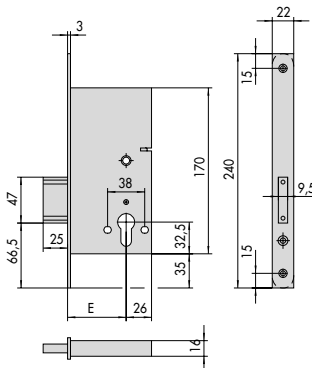
53002 1600
53003 1600
53035 2600
E = 45 - 50 - 60

31



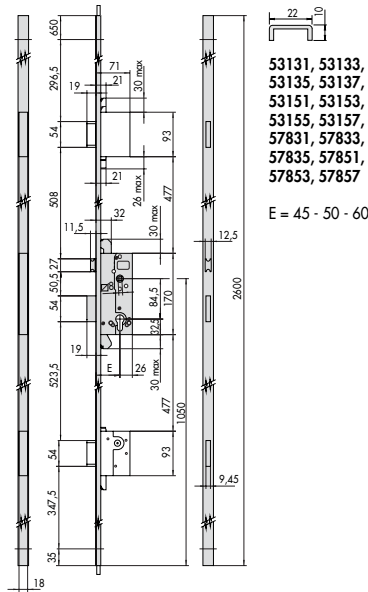
54340, 54341, 54342, 54350, 54352

34



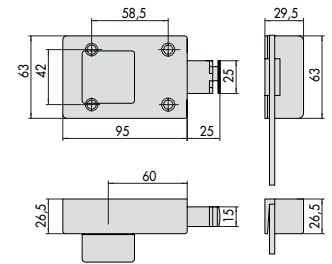
52780, 52781, 52871, 52891

29



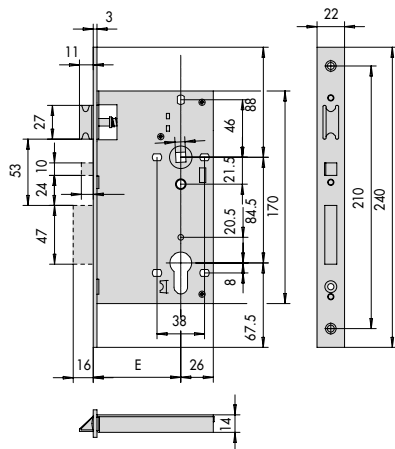
53131, 53133,
53135, 53137,
53151, 53153,
53155, 53157,
57831, 57833,
57835, 57851,
57853, 57857
E = 45 - 50 - 60

32



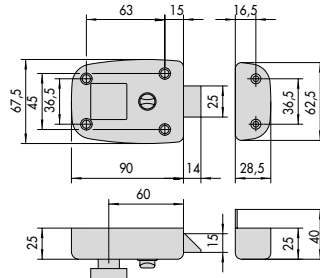
54570, 54571, 54580, 54581

35



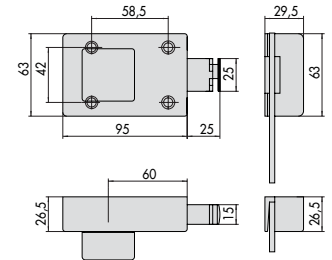
52118, 52158, 52318, 52810
52138, 52178, 52338, 52830
E = 40 - 45 - 50 - 60 - 70

30



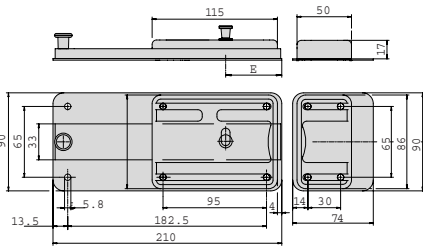
54310, 54311, 54312, 54315, 54316,

33

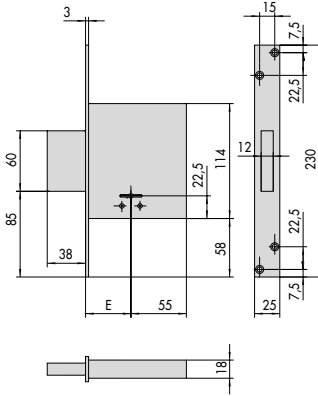


54570, 54571, 54572, 54580, 54581, 54582

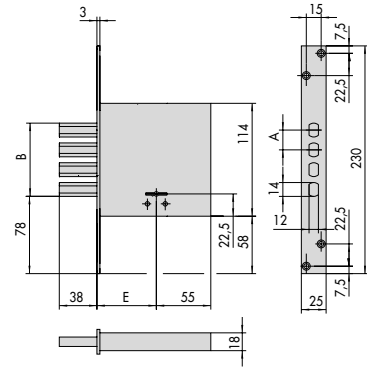
36



55051, 55054, 55071, 55074

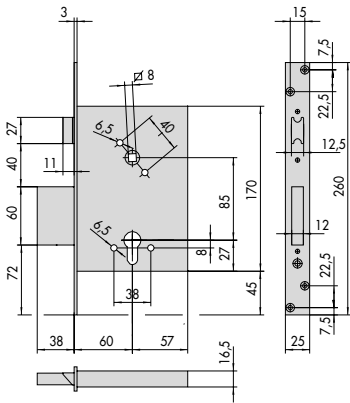


57010, 57014 57050
E = 52 - 60 - 70 E = 52 - 60



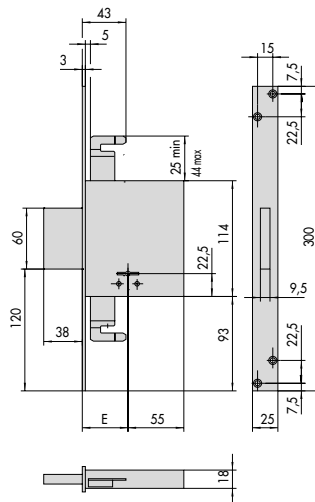
	E	A	B
1.57028.50	52	23	60
1.57028.60	60	20	74

37



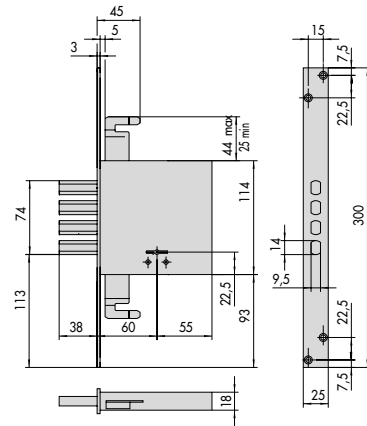
1.56250.60

40



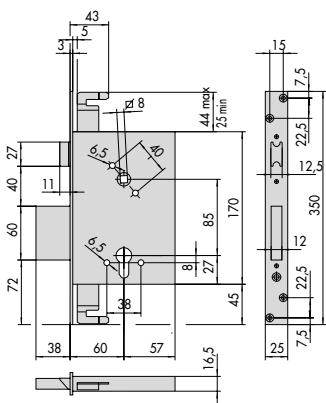
57015, 57019 1.57055.60
E = 60 - 70 E = 60

43



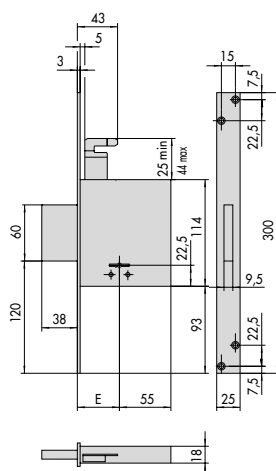
1.57033.60

38



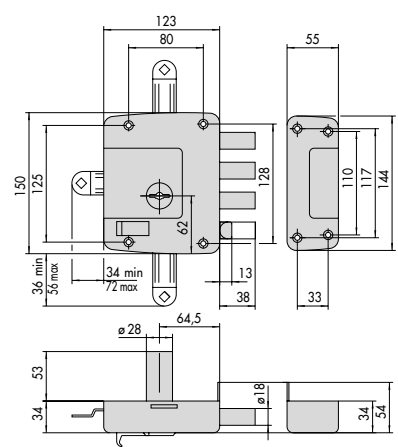
1.56255.60

41



57020, 57024
E = 60 - 70

44

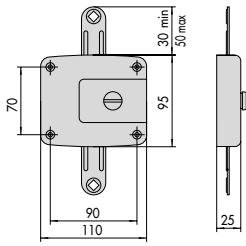


1.57110.60, 1.57115.60, 1.57120.60, 1.57125.60,
1.57130.60, 1.57135.60, 1.57150.60, 1.57155.60,
1.57160.60, 1.57165.60, 1.57170.60, 1.57175.60

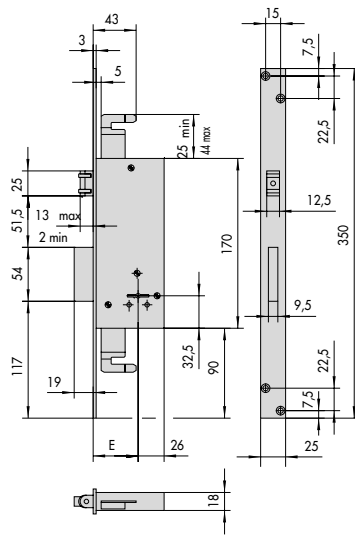
39

42

45

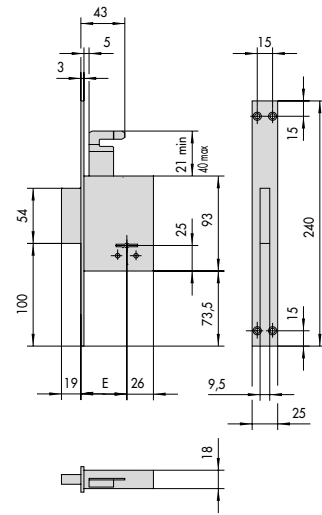


1.57190.00



57217

E = 45 - 50 - 60



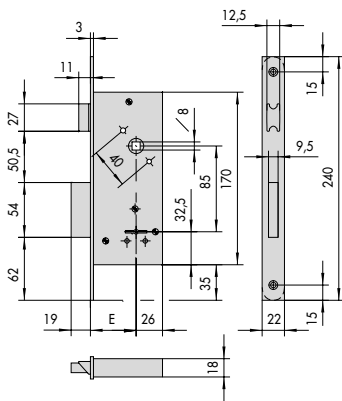
57230

E = 45 - 50 - 60

46

49

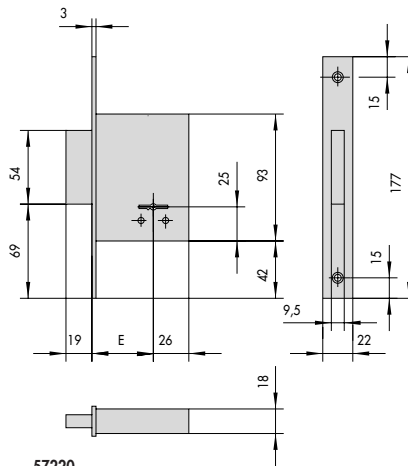
52



57210

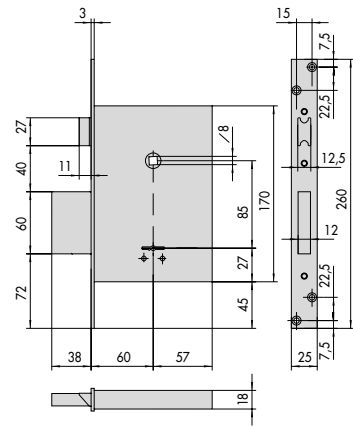
57211

E = 40 - 45 - 50 - 60



57220

E = 40 - 45 - 50 - 60

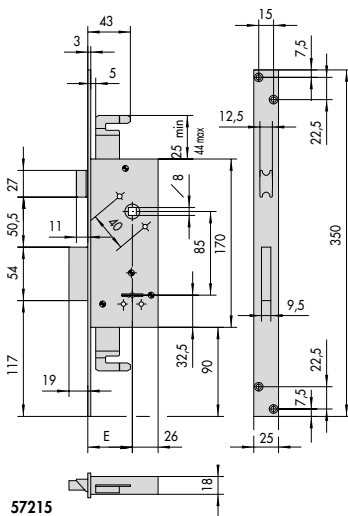


57250, 57254

47

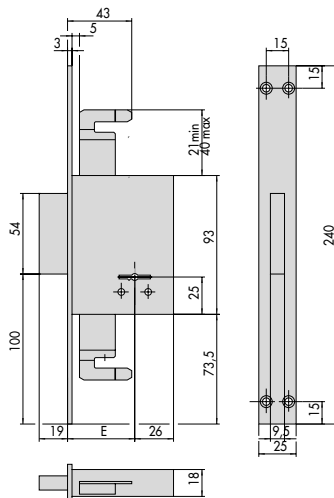
50

53



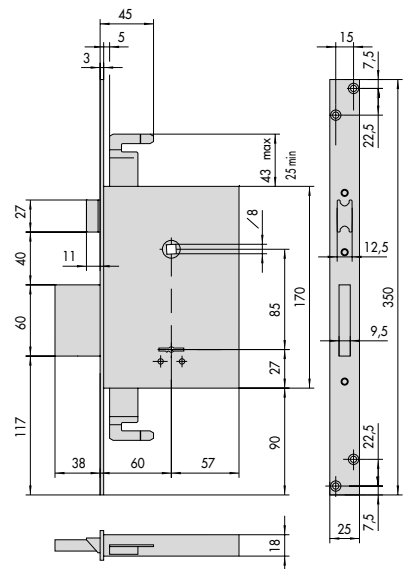
57215

E = 45 - 50 - 60



57225

E = 45 - 50 - 60

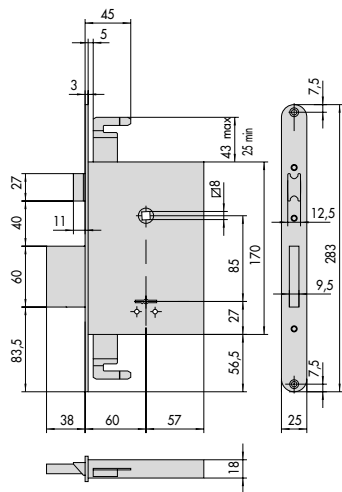


57255, 57259

48

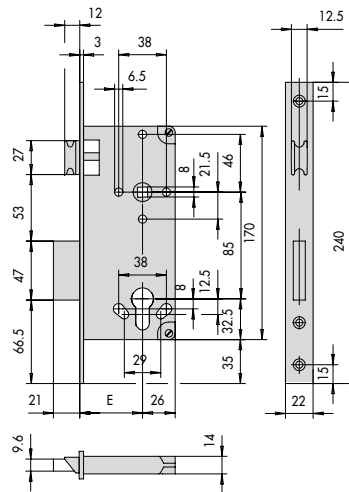
51

54



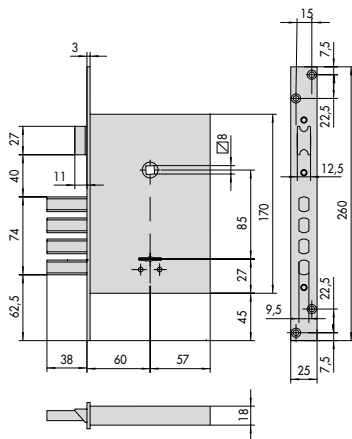
1.57256.60

55



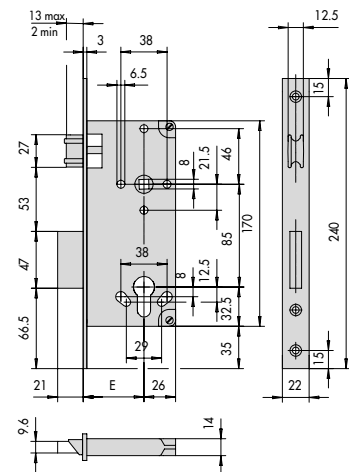
5C110, 5C150
5C130, 5C170
E = 35 - 40 - 45 - 50 - 60 - 70

58



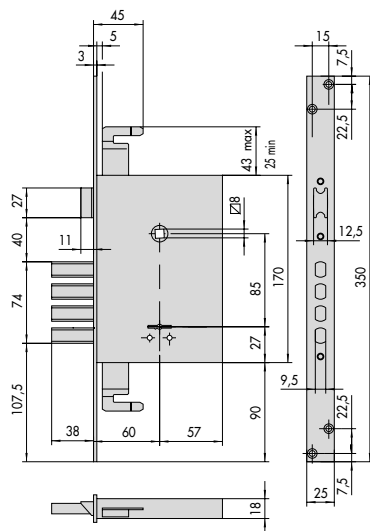
57260

56



5C120
5C140
E = 35 - 40 - 45 - 50 - 60 - 70

59



57265

57

