


Locks for aluminium doors



Cylinder mortice locks, mid-rail type H = 82 mm	185	Modular, cylinder multipoint gear mortice locks	215
Cylinder mortice locks, mid-rail type H = 44-64-77 mm.....	187	Double-bit key mortice locks, mid-rail type E = 70 mm	220
Oval shaped cylinder mortice locks.....	191	Double-bit key mortice locks, mid-rail type B = 90-100 mm	222
Euro profile cylinder mortice locks.....	195	Kits for additional locking points	225
Cylinder mortice locks for shutters.....	197	Accessories for aluminium locks	230
Cylinder mortice locks with swing bolt.....	198	Adjustable metal striking plates	245
Cylinder multipoint mortice locks with swing bolt.....	203	Nylon striking plates	254
Cylinder gear mortice locks	209	Dimensional drawing.....	273
Cylinder multipoint gear mortice locks	210		





Technical features:

- Case height 82 mm
- Zinc plated case
- Zinc plated faceplate
- Brass latch, roller and bolt
- Electrical versions are interchangeable with item 44115/6 and item 44145/6
- Current absorption 1,3 A
- Voltage 12 V ac CE

Supplied as standard:

- Cylinder fixing screws
- Instruction sheet (if this is provided for)

On request:

- Specific striking plates

Hand:

0 = Non-handed

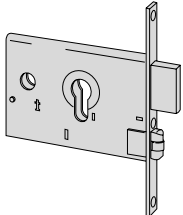
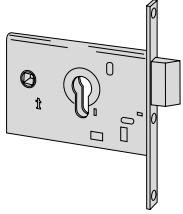
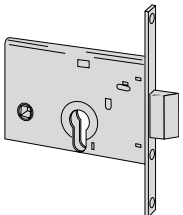
1 = R.H. inwards


2 = L.H. inwards

Cylinder to be ordered separately



Type	Description	Throws	Centre Distance	Faceplate	Backset	Unit weight Kg	Pieces	ITEM				
								Type	Dim.	Hand	Fin. Pers. Spec.	
	• Dead-locking latch	48	16	58	0,530	12	1	14010	60	1		
		48	16	58	0,530	12	1	14010	60	2		
		48	20	58	0,550	12	1	14011	60	1		
		48	20	58	0,565	12	1	14011	60	2		
	• Dead-locking latch • Hold-open latch	48	16	58	0,556	12	1	14012	60	1		
		48	16	58	0,556	12	1	14012	60	2		
	• Dead-locking latch • Low impact piston spring • Hold-open latch	48	16	58	0,557	12	1	14017	60	1		
		48	16	58	0,557	12	1	14017	60	2		
		• Dead-bolt only	2	16	58	0,485	12	1	44110	60	0	
			2	20	58	0,485	12	1	44111	60	0	
		• Dead-bolt only • Interchangeable with 14010 series	2	16	58	0,475	12	1	44115	60	0	
			2	20	58	0,485	12	1	44116	60	0	
	• Dead-bolt and non-handed latch	2	48	16	58	0,553	12	1	44120	60	0	
		2	48	20	58	0,570	12	1	44121	60	0	

Type	Description	Throws	Centre Distance	Faceplate	Backset	Unit weight Kg	Pieces	ITEM			
								Type	Dim.	Hand	Fin. Pers. Spec.
	<ul style="list-style-type: none"> • Dead-bolt and adjustable roller 	2	16	58	0,517	12	1	44130	60	0	
		2	20	58	0,530	12	1	44131	60	0	
	<ul style="list-style-type: none"> • Non-handed latch-bolt • Latch-bolt with incorporated dead-bolt 	1	48	16	58	0,500	12	1	44140	60	0
		1	48	20	58	0,510	12	1	44141	60	0
	<ul style="list-style-type: none"> • Non-handed latch-bolt • Latch-bolt with incorporated dead-bolt • Interchangeable with series 14010 	1	48	16	58	0,500	12	1	44145	60	0
		1	48	20	58	0,515	12	1	44146	60	0



Technical features:

- Zinc plated case
- Zinc plated faceplate
- Brass latch, roller and dead-bolt
- Latch or reversible latch/bolt (where this is provided for)
- Electrical and mechanical versions are interchangeable
- Current absorption 3,1 A
- Voltage 12 V ac CE

Supplied as standard:


- Cylinder fixing screws
- Instruction sheet

On request:

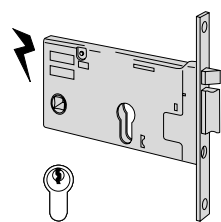
- Specific striking plates

Hand:
0 = Non-hande

Cylinder to be ordered separately



Type	Description	Throws	Centre Distance	Faceplate	Backset	Unit weight 		ITEM			
								Type	Dim.	Hand	Fin.



- Case height 77 mm.
- Dead-locking latch only
- Hold-open latch

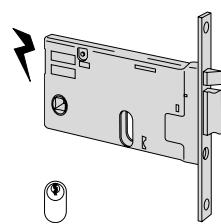
67	16	70	0,560	12	1	14350	70	0			
67	16	80	0,595	12	1	14350	80	0			
67	16	90	0,627	12	1	14350	90	0			

- Case height 77 mm.
- Dead-locking latch only
- Hold-open latch

67	20	70	0,580	12	1	14351	70	0			
67	20	80	0,633	12	1	14351	80	0			
67	20	90	0,643	12	1	14351	90	0			

- Case height 77 mm.
- Dead-locking latch only
- Hold-open latch
- 4.5 mm. extra protruding latch and pin

67	14,7	70	0,576	12	1	14352	70	0			
67	14,7	80	0,608	12	1	14352	80	0			



- Case height 77 mm.
- Dead-locking latch only
- Hold-open latch

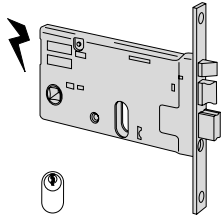
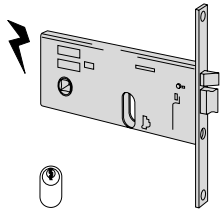
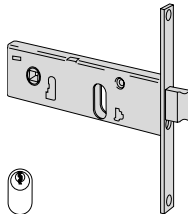
67	16	70	0,562	12	1	14450	70	0			
67	16	80	0,594	12	1	14450	80	0			
67	16	90	0,629	12	1	14450	90	0			

- Case height 77 mm.
- Dead-locking latch only
- Hold-open latch

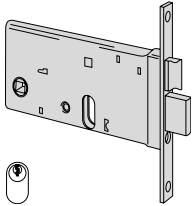
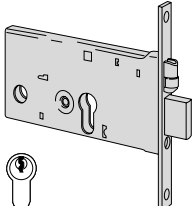
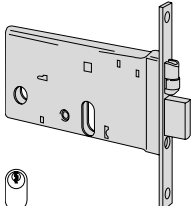
67	20	70	0,580	12	1	14451	70	0			
67	20	80	0,608	12	1	14451	80	0			
67	20	90	0,645	12	1	14451	90	0			

- Case height 77 mm.
- Dead-locking latch only
- Hold-open latch
- 4.5 mm. extra protruding latch and pin

67	14,7	70	0,577	12	1	14452	70	0			
67	14,7	80	0,609	12	1	14452	80	0			
67	14,7	90	0,642	12	1	14452	90	0			

Type	Description	Throws	Centre Distance	Faceplate	Backset	Unit weight Kg	Pieces	ITEM				
								Type	Dim.	Hand	Fin. Pers. Spec.	
 <ul style="list-style-type: none"> • Case height 77 mm. • Dead-locking latch and dead-bolt 		2	67	16	70	0,612	12	1	14460	70	0	
		2	67	16	80	0,656	12	1	14460	80	0	
		2	67	16	90	0,709	12	1	14460	90	0	
	<ul style="list-style-type: none"> • Case height 77 mm. • Dead-locking latch and dead-bolt 		2	67	20	70	0,627	12	1	14461	70	0
			2	67	20	80	0,665	12	1	14461	80	0
			2	67	20	90	0,722	12	1	14461	90	0
	<ul style="list-style-type: none"> • Case height 77 mm. • Dead-locking latch and dead-bolt • 4.5 mm. extra protruding latch, pin and dead-bolt 		2	67	14,7	70	0,624	12	1	14462	70	0
			2	67	14,7	80	0,670	12	1	14462	80	0
			2	67	14,7	90	0,721	12	1	14462	90	0
 <ul style="list-style-type: none"> • Case height 64 mm. • Dead-locking latch only • Hold-open latch 			67	16	70	0,547	12	1	14510	70	0	
			67	16	80	0,580	12	1	14510	80	0	
			67	16	90	0,600	12	1	14510	90	0	
	<ul style="list-style-type: none"> • Case height 64 mm. • Dead-locking latch only • Hold-open latch 			67	20	70	0,564	12	1	14511	70	0
				67	20	80	0,580	12	1	14511	80	0
				67	20	90	0,600	12	1	14511	90	0
	<ul style="list-style-type: none"> • Case height 64 mm. • Dead-locking latch only • Hold-open latch • 4.5 mm. extra protruding latch and pin 			67	14,7	70	0,554	12	1	14512	70	0
				67	14,7	80	0,580	12	1	14512	80	0
				67	14,7	90	0,600	12	1	14512	90	0
 <ul style="list-style-type: none"> • Case height 44 mm. • Latch with incorporated dead-bolt 		1	67	16	60	0,400	12	1	44150	60	0	
		2	67	16	70	0,415	12	1	44150	70	0	
		2	67	16	80	0,445	12	1	44150	80	0	
		2	67	16	90	0,470	12	1	44150	90	0	
	<ul style="list-style-type: none"> • Case height 44 mm. • Latch with incorporated dead-bolt 		1	67	20	60	0,423	12	1	44151	60	0
			2	67	20	70	0,445	12	1	44151	70	0
			2	67	20	80	0,460	12	1	44151	80	0
			2	67	20	90	0,490	12	1	44151	90	0
	<ul style="list-style-type: none"> • Case height 44 mm. • 4.5 mm. extra protruding latch with incorporated dead-bolt 		2	67	14,7	70	0,438	12	1	44152	70	0
		2	67	14,7	80	0,455	12	1	44152	80	0	
		2	67	14,7	90	0,475	12	1	44152	90	0	

Type	Description	Throws	Centre Distance	Faceplate	Backset	Unit weight Kg	Pieces	ITEM			
								Type	Dim.	Hand	Fin.
	<ul style="list-style-type: none"> • Case height 64 mm. • Latch with incorporated dead-bolt 	1	67	16	60	0,521	12	1	44155	60	0
		2	67	16	70	0,550	12	1	44155	70	0
		2	67	16	80	0,570	12	1	44155	80	0
		2	67	16	90	0,590	12	1	44155	90	0
	<ul style="list-style-type: none"> • Case height 64 mm. • Latch with incorporated dead-bolt 	1	67	20	60	0,531	12	1	44156	60	0
		2	67	20	70	0,576	12	1	44156	70	0
		2	67	20	80	0,590	12	1	44156	80	0
		2	67	20	90	0,610	12	1	44156	90	0
	<ul style="list-style-type: none"> • Case height 44 mm. • Adjustable roller with incorporated dead-bolt 	1	16	60	0,384	12	1	44160	60	0	
		2	16	70	0,413	12	1	44160	70	0	
		2	16	80	0,450	12	1	44160	80	0	
		2	16	90	0,470	12	1	44160	90	0	
	<ul style="list-style-type: none"> • Case height 44 mm. • Adjustable roller with incorporated dead-bolt 	1	20	60	0,404	12	1	44161	60	0	
		2	20	70	0,420	12	1	44161	70	0	
		2	20	80	0,450	12	1	44161	80	0	
		2	20	90	0,470	12	1	44161	90	0	
	<ul style="list-style-type: none"> • Case height 77 mm. • Dead-bolt only 	2	16	70	0,521	12	1	44350	70	0	
		2	20	70	0,529	12	1	44351	70	0	
	<ul style="list-style-type: none"> • Case height 77 mm. • Dead-bolt only 	2	16	70	0,516	12	1	44450	70	0	
		2	20	70	0,533	12	1	44451	70	0	
	<ul style="list-style-type: none"> • Case height 77 mm. • Dead-bolt and latch 	2	67	16	70	0,590	12	1	44360	70	0
		2	67	16	80	0,598	12	1	44360	80	0
		2	67	16	90	0,621	12	1	44360	90	0
	<ul style="list-style-type: none"> • Case height 77 mm. • Dead-bolt and latch 	2	67	20	70	0,585	12	1	44361	70	0
		2	67	20	80	0,609	12	1	44361	80	0
		2	67	20	90	0,641	12	1	44361	90	0
	<ul style="list-style-type: none"> • Case height 77 mm. • 4.5 mm. extra protruding dead-bolt and latch 	2	67	14,7	70	0,582	12	1	44362	70	0
		2	67	14,7	80	0,613	12	1	44362	80	0
		2	67	14,7	90	0,642	12	1	44362	90	0

Type	Description	Throws	Centre Distance	Faceplate	Backset	Unit weight Kg	Pieces	ITEM				
								Type	Dim.	Hand	Fin. Pers. Spec.	
 <ul style="list-style-type: none"> • Case height 77 mm. • Dead-bolt and latch 		2	67	16	70	0,568	12	1	44460	70	0	
		2	67	16	80	0,590	12	1	44460	80	0	
		2	67	16	90	0,628	12	1	44460	90	0	
	<ul style="list-style-type: none"> • Case height 77 mm. • Dead-bolt and latch 		2	67	20	70	0,583	12	1	44461	70	0
			2	67	20	80	0,611	12	1	44461	80	0
			2	67	20	90	0,630	12	1	44461	90	0
	<ul style="list-style-type: none"> • Case height 77 mm. • 4.5 mm. extra protruding dead-bolt and latch 		2	67	14,7	70	0,587	12	1	44462	70	0
			2	67	14,7	80	0,605	12	1	44462	80	0
			2	67	14,7	90	0,639	12	1	44462	90	0
 <ul style="list-style-type: none"> • Case height 77 mm. • Adjustable dead-bolt and roller 		2	16	70	0,576	12	1	44370	70	0		
		2	16	80	0,579	12	1	44370	80	0		
		2	16	90	0,610	12	1	44370	90	0		
	<ul style="list-style-type: none"> • Case height 77 mm. • Adjustable dead-bolt and roller 		2	20	70	0,568	12	1	44371	70	0	
			2	20	80	0,590	12	1	44371	80	0	
			2	20	90	0,624	12	1	44371	90	0	
	 <ul style="list-style-type: none"> • Case height 77 mm. • Adjustable dead-bolt and roller 		2	16	70	0,542	12	1	44470	70	0	
			2	16	80	0,583	12	1	44470	80	0	
			2	16	90	0,607	12	1	44470	90	0	
<ul style="list-style-type: none"> • Case height 77 mm. • Adjustable dead-bolt and roller 			2	20	70	0,559	12	1	44471	70	0	
			2	20	80	0,601	12	1	44471	80	0	
			2	20	90	0,620	12	1	44471	90	0	



Technical features:

- Zinc plated case
- Zinc plated faceplate
- Brass latch, roller and bolt
- Current absorption 1,4 A
- Voltage 12 V ac CE

Cylinder to be ordered separately



Supplied as standard:

- Cylinder fixing screws
- Instruction sheet (if this is provided for)

On request:

- Specific striking plates

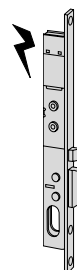
Hand:

0 = Non-handed

1 = R.H. inwards

2 = L.H. inwards

Type	Description	Throws	Centre Distance	Faceplate	Backset	Unit weight 	Pieces 	ITEM			
								Type	Dim.	Hand	Fin. Pars. Spec.

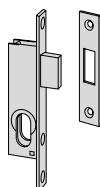


- Dead-locking latch

16	15	0,360	1	1	14020	15	1			
16	15	0,355	1	1	14020	15	2			
16	18	0,371	1	1	14020	18	1			
16	18	0,365	1	1	14020	18	2			

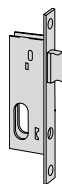
- Dead-locking latch

20	15	0,381	1	1	14021	15	1			
20	15	0,381	1	1	14021	15	2			
20	18	0,394	1	1	14021	18	1			
20	18	0,394	1	1	14021	18	2			



- Nickel-plated dead-bolt only
- Zinc plated steel flat striker item 1.07027.00.0

1	20	16	0,265	12	1	44210	16	0		
---	----	----	-------	----	---	-------	----	---	--	--

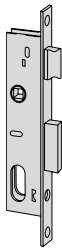
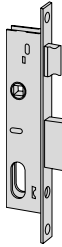
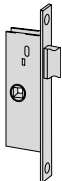


- Case height 85 mm.
- Cylinder activated non-handed latch

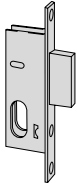
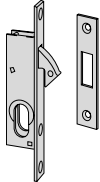
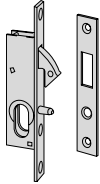
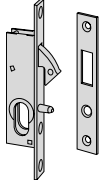
16	15	0,140	12	1	44217	15	0			
----	----	-------	----	---	-------	----	---	--	--	--

- Case height 85 mm.
- Cylinder activated non-handed latch

20	15	0,150	12	1	44218	15	0			
----	----	-------	----	---	-------	----	---	--	--	--

Type	Description	Throws	Centre Distance	Faceplate	Backset	Unit weight Kg	Pieces	ITEM							
								Type	Dim.	Hand	Fin.	Pers. Spec.			
	<ul style="list-style-type: none"> • 4.5 mm. extra protruding dead-bolt and non-handed latch • Latch can be activated by key 	1	69	14,7	25	0,365	12	1	44219	25	0				
		1	69	14,7	30	0,410	12	1	44219	30	0				
	<ul style="list-style-type: none"> • Dead-bolt and non-handed latch • Latch can be activated by key except for locks with E=15 and 18 	1	69	16	15	0,290	12	1	44220	15	0				
		1	69	16	18	0,310	12	1	44220	18	0				
		1	69	16	25	0,350	12	1	44220	25	0				
		1	69	16	30	0,390	12	1	44220	30	0				
		1	69	16	35	0,425	12	1	44220	35	0				
	<ul style="list-style-type: none"> • Dead-bolt and non-handed latch • Latch can be activated by key 	1	69	14,7	35	0,450	12	1	44220	35	0	00	EN		
		<ul style="list-style-type: none"> • Dead-bolt and non-handed latch • Latch can be activated by key except for locks with E=15 and 18 	1	69	20	15	0,305	12	1	44221	15	0			
	1		69	20	18	0,328	12	1	44221	18	0				
	1		69	20	25	0,360	12	1	44221	25	0				
	1		69	20	30	0,405	12	1	44221	30	0				
	1		69	20	35	0,430	12	1	44221	35	0				
		<ul style="list-style-type: none"> • 4.5 mm. extra protruding dead-bolt and non-handed latch • Latch can be activated by key except for locks with E=25 	2	69	14,7	25	0,390	12	1	44224	25	0			
			2	69	14,7	30	0,434	12	1	44224	30	0			
<ul style="list-style-type: none"> • Dead-bolt and non-handed latch • Latch can be activated by key except for locks with E=15-18-25 		2	69	16	15	0,318	12	1	44225	15	0				
		2	69	16	18	0,335	12	1	44225	18	0				
		2	69	16	25	0,374	12	1	44225	25	0				
		2	69	16	30	0,416	12	1	44225	30	0				
		2	69	16	35	0,454	12	1	44225	35	0				
<ul style="list-style-type: none"> • ABITHAL PROFILE ROUND VERSION • Dead-bolt and non-handed latch • Latch can be activated by key 		2	69	14,7	35	0,450	12	1	44225	35	0	00	EN		
		<ul style="list-style-type: none"> • Dead-bolt and non-handed latch • Latch can be activated by key except for locks with E=15-18-25 	2	69	20	15	0,336	12	1	44226	15	0			
2			69	20	18	0,355	12	1	44226	18	0				
2			69	20	25	0,385	12	1	44226	25	0				
2			69	20	30	0,433	12	1	44226	30	0				
2			69	20	35	0,465	12	1	44226	35	0				
		<ul style="list-style-type: none"> • Case height 85 mm. • Handle activated non-handed latch 	16	15			0,170	12	1	44227	15	0			
			20	15			0,180	12	1	44228	15	0			

Type	Description	Throws	Centre Distance	Faceplate	Backset	Unit weight 	Pieces 	ITEM			
								Type	Dim.	Hand	Fin.
	• Adjustable dead-bolt and roller	1	16	15	0,265	12	1	44230	15	0	
		1	16	18	0,292	12	1	44230	18	0	
		1	16	25	0,340	12	1	44230	25	0	
		1	16	30	0,375	12	1	44230	30	0	
		1	16	35	0,408	12	1	44230	35	0	
	• Adjustable dead-bolt and roller	1	20	15	0,293	12	1	44231	15	0	
		1	20	18	0,313	12	1	44231	18	0	
		1	20	25	0,359	12	1	44231	25	0	
		1	20	30	0,391	12	1	44231	30	0	
		1	20	35	0,426	12	1	44231	35	0	
	• Adjustable dead-bolt and roller	2	16	15	0,300	12	1	44235	15	0	
		2	16	18	0,320	12	1	44235	18	0	
		2	16	25	0,366	12	1	44235	25	0	
		2	16	30	0,398	12	1	44235	30	0	
		2	16	35	0,434	12	1	44235	35	0	
	• Adjustable dead-bolt and roller	2	20	15	0,320	12	1	44236	15	0	
		2	20	18	0,340	12	1	44236	18	0	
		2	20	25	0,415	12	1	44236	25	0	
		2	20	30	0,419	12	1	44236	30	0	
		2	20	35	0,454	12	1	44236	35	0	
	• Case height 70 mm.		16	15	0,135	12	1	44237	15	0	
	• Adjustable roller										
	• Case height 70 mm.		20	15	0,145	12	1	44238	15	0	
	• Adjustable roller										
	• Dead-bolt only	1	16	15	0,180	12	1	44240	15	0	
		1	16	18	0,199	12	1	44240	18	0	
		1	16	25	0,234	12	1	44240	25	0	
		1	16	30	0,261	12	1	44240	30	0	
		1	16	35	0,290	12	1	44240	35	0	
	• Dead-bolt only	1	20	15	0,195	12	1	44241	15	0	
		1	20	18	0,211	12	1	44241	18	0	
		1	20	25	0,246	12	1	44241	25	0	
		1	20	30	0,273	12	1	44241	30	0	
		1	20	35	0,300	12	1	44241	35	0	
	• Dead bolt only (without protrusion)	2	20	15	0,175	12	1	44242	15	0	

Type	Description	Throws	Centre Distance	Faceplate	Backset	Unit weight Kg	Pieces	ITEM			
								Type	Dim.	Hand	Fin. Pers. Spec.
	<ul style="list-style-type: none"> • Dead-bolt only 	2	16	15	0,210	12	1	44245	15	0	
		2	16	18	0,225	12	1	44245	18	0	
		2	16	25	0,256	12	1	44245	25	0	
		2	16	30	0,286	12	1	44245	30	0	
		2	16	35	0,315	12	1	44245	35	0	
	<ul style="list-style-type: none"> • Dead-bolt only 	2	20	15	0,220	12	1	44246	15	0	
		2	20	18	0,239	12	1	44246	18	0	
		2	20	25	0,274	12	1	44246	25	0	
		2	20	30	0,300	12	1	44246	30	0	
		2	20	35	0,329	12	1	44246	35	0	
	<ul style="list-style-type: none"> • Nickel-plated laminar steel • Zinc plated steel flat striker item 1.07028.00.0 	1	20	16	0,255	12	1	45010	16	0	
	<ul style="list-style-type: none"> • Nickel-plated laminated steel hook with throw • Nickel-plated steel guide pin • Zinc plated steel flat striker item 1.07028.05.0 	1	20	16	0,260	12	1	45012	16	0	
	<ul style="list-style-type: none"> • Nickel-plated laminated steel dead locking hookbolt • Nickel-plated steel guide pin • Zinc plated steel flat striker item 1.07028.05.0 	1	20	16	0,260	12	1	45017	16	0	
	<ul style="list-style-type: none"> • Nickel-plated laminated steel hook with latch bolt • Dead locking latch • Nickel-plated steel guide pin • Zinc plated steel flat striker item 1.07028.05.0 	1	20	16	0,260	12	1	45027	16	0	



Technical features:

- Zinc plated case
- Zinc plated faceplate
- Nickel-plated roller, bolt and hook bolt
- Nickel-plated, reversible latch

Cylinder to be ordered separately



Supplied as standard:

- Cylinder fixing screws
- Instruction sheet

On request:

- Specific striking plates

Hand:

0 = Non-hande

Type	Description	Throws	Centre Distance	Faceplate	Backset	Unit weight 	Pieces 	ITEM			
								Type	Dim.	Hand	Fin. Pers. Spec.

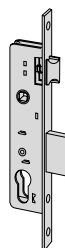


- Dead-bolt and latch

1	85	22	21	0,407	1	1	44620	20	0		
1	85	22	25	0,431	1	1	44620	25	0		
1	85	22	30	0,470	1	1	44620	30	0		
1	85	22	35	0,505	1	1	44620	35	0		

- Dead-bolt and 5 mm. extra protruding latch

1	85	22	21	0,431	1	1	44621	20	0		
1	85	22	25	0,453	1	1	44621	25	0		
1	85	22	30	0,501	1	1	44621	30	0		
1	85	22	35	0,530	1	1	44621	35	0		

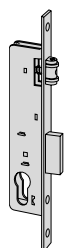


- Dead-bolt and latch

2	85	22	21	0,420	1	1	44625	20	0		
2	85	22	25	0,446	1	1	44625	25	0		
2	85	22	30	0,486	1	1	44625	30	0		
2	85	22	35	0,518	1	1	44625	35	0		

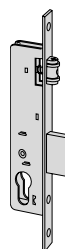
- Dead-bolt and 5 mm. extra protruding latch

2	85	22	21	0,430	1	1	44626	20	0		
2	85	22	25	0,479	1	1	44626	25	0		
2	85	22	30	0,509	1	1	44626	30	0		
2	85	22	35	0,538	1	1	44626	35	0		



- Dead-bolt and adjustable roller

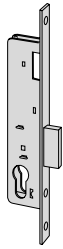
1	22	21	0,368	1	1	44630	20	0			
1	22	25	0,394	1	1	44630	25	0			
1	22	30	0,470	1	1	44630	30	0			
1	22	35	0,463	1	1	44630	35	0			



- Dead-bolt and adjustable roller

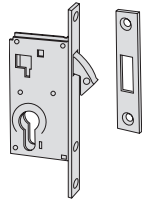
2	22	21	0,375	1	1	44635	20	0			
2	22	25	0,410	1	1	44635	25	0			
2	22	30	0,450	1	1	44635	30	0			
2	22	35	0,479	1	1	44635	35	0			

Type	Description	Throws	Centre Distance	Faceplate	Backset	Unit weight Kg	Pieces	ITEM			
								Type	Dim.	Hand	Fin.



- Dead-bolt only

1	22	21	0,334	1	1	44640	20	0			
1	22	25	0,357	1	1	44640	25	0			
1	22	30	0,396	1	1	44640	30	0			
1	22	35	0,435	1	1	44640	35	0			



- Brass faceplate
- Laminar steel hook
- Brass striker item 1.07028.10.0

1	20	30	0,315	1	1	45100	30	0			
1	20	35	0,330	1	1	45100	35	0			
1	20	40	0,345	1	1	45100	40	0			
1	20	45	0,368	1	1	45100	45	0			
1	20	50	0,385	1	1	45100	50	0			
1	20	60	0,400	1	1	45100	60	0			

- Laminar steel hook
- Zinc plated steel flat striker item 1.07028.00.0

1	20	30	0,315	1	1	45110	30	0			
1	20	35	0,325	1	1	45110	35	0			
1	20	40	0,330	1	1	45110	40	0			
1	20	45	0,365	1	1	45110	45	0			
1	20	50	0,370	1	1	45110	50	0			
1	20	60	0,405	1	1	45110	60	0			



Technical features:

- Zinc plated steel case.
- Stainless steel faceplate
- Can be fitted with additional locking points
- Spindle for operating the dead-bolt and reloading pins, which can be locked by key

Hand:
0 = Non-hande

Cylinder to be ordered separately series 08710 or 0E300 (ASIX)



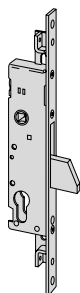
Supplied as standard:

- Set of nylon roses item 1.06012.01.0
- Set of faceplate spacers item 1.06141.65.0
- Threaded pins for fixing the extended bolts
- Lock and cylinder fixing screws
- Instruction sheet

On request:

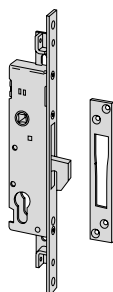
- Specific striking plates
- Cylinder protective rose item 1.06460.00.0

Type	Description	Throws	Centre Distance	Faceplate	Backset	Unit weight 	Pieces 	ITEM			
								Type	Dim.	Hand	Fin.



- Nickel-plated dead-bolt
- ON REQUEST:
Cross-key cylinder item 1.02400.10.0
Internal ragged extended bolts item 1.06441.00.0
Internal straight extended bolts item 1.06441.10.0
External bolt connectors item 1.06442.00.0
Extended bolts operated by internal rods item 1.06443.00.0
Extended bolts operated by external rods item 1.06443.05.0

1	85	22	25	0,620	12	1	46200	25	0
1	85	22	30	0,640	12	1	46200	30	0
1	85	22	35	0,610	12	1	46200	35	0



- Nickel-plated hook
- Stainless steel striking plate item 1.06459.01.0
- ON REQUEST:
Cross-key cylinder item 1.02400.10.0
Internal ragged extended bolts item 1.06441.00.0
Internal straight extended bolts item 1.06441.10.0
External bolt connectors item 1.06442.00.0
Extended bolts operated by internal rods item 1.06443.00.0
Extended bolts operated by external rods item 1.06443.05.0

1	85	22	25	0,650	12	1	46265	25	0
1	85	22	30	0,670	12	1	46265	30	0
1	85	22	35	0,693	12	1	46265	35	0



- No frontal closure
- ON REQUEST:
Cross-key cylinder item 1.02400.10.0
Internal ragged extended bolts item 1.06441.00.0
Internal straight extended bolts item 1.06441.10.0
External bolt connectors item 1.06442.00.0
Extended bolts operated by internal rods item 1.06443.00.0
Extended bolts operated by external rods item 1.06443.05.0

	85	22	25	0,570	12	1	46275	25	0
	85	22	30	0,540	12	1	46275	30	0
	85	22	35	0,560	12	1	46275	35	0



Technical features:

- Zinc plated steel case
- Stainless steel faceplate
- Nickel-plated latch, roller, bolt and hook bolt
- Latch or reversible latch/bolt (if this is provided for)
- Current absorption 3,1A
- Voltage 12 V ac CE

Supplied as standard:

- Set of faceplate spacers item 1.06141.65.0
- Lock and cylinder fixing screws
- Instruction sheet

On request:

- Special striker plates (see Vademecum)
- Cylinder protective rose item 1.06460.00.0

Certification:

- This lock series is certified according to the European standard EN 12209:03
 - Security degree 3 (500 Kg lateral push resistance and 400 Kg upward push resistance)

Hand:

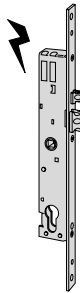
0 = Non-hande

Cylinder to be ordered separately

series **08710** or **0E300 (ASIX)**

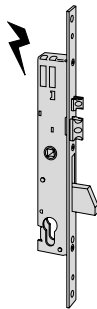


Type	Description	Throws	Centre Distance	Faceplate	Backset	Unit weight 	Pieces 	ITEM				
								Type	Dim.	Hand	Fin.	Pers. Spec.



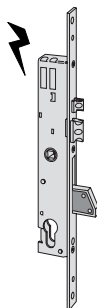
- 10.5 to 16.5 mm. adjustable latch and piston
- Set of nylon roses item 1.06012.01.0

85	22	25	0,746	1	1	16205 25 0
85	22	30	0,770	1	1	16205 30 0
85	22	35	0,815	1	1	16205 35 0



- Dead-bolt and latch
- 10.5 to 16.5 mm. adjustable latch and piston
- Set of nylon roses item 1.06012.01.0

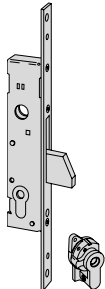
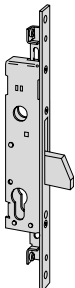
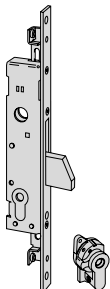
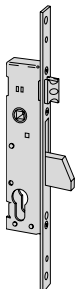
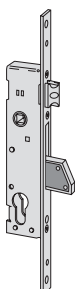
1	85	22	25	0,780	1	1	16215 25 0
1	85	22	30	0,825	1	1	16215 30 0
1	85	22	35	0,865	1	1	16215 35 0



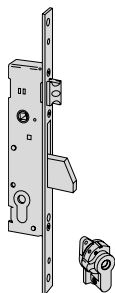
- Dead-bolt and latch
- Dead-bolt sides strengthened by hardened steel plates
- 10.5 to 16.5 mm. adjustable latch and piston
- Set of nylon roses item 1.06012.01.0
- Stainless steel striker item 1.06462.01.0

1	85	22	25	0,850	1	1	16216 25 0
1	85	22	30	0,895	1	1	16216 30 0
1	85	22	35	0,935	1	1	16216 35 0

Type	Description	Throws	Centre Distance	Faceplate	Backset	Unit weight 	Pieces 	ITEM			
								Type	Dim.	Hand	Fin.
	<ul style="list-style-type: none"> • Cross-key cylinder with 3 keys • Dead-bolt and latch • 10.5 to 16.5 mm. adjustable latch and piston • Set of nylon roses item 1.06002.00.0 	1	85	22	25	0,889	1	1	16217	25	0
		1	85	22	30	0,935	1	1	16217	30	0
		1	85	22	35	0,970	1	1	16217	35	0
	<ul style="list-style-type: none"> • Dead-bolt and latch • 10.5 to 16.5 mm. adjustable latch and piston • Set of nylon roses item 1.06012.01.0 • Pre-arranged for additional locking points • Threaded pivots for fixing extended bolts • ON REQUEST: Internal ragged extended bolts item 1.06441.00.0 Internal straight extended bolts item 1.06441.10.0 External bolt connectors item 1.06442.00.0 Extended bolts operated by internal rods item 1.06443.00.0 Extended bolts operated by external rods item 1.06443.05.0 	1	85	22	25	0,845	1	1	16225	25	0
		1	85	22	30	0,890	1	1	16225	30	0
		1	85	22	35	0,935	1	1	16225	35	0
	<ul style="list-style-type: none"> • Cross-key cylinder with 3 keys • Dead-bolt and latch • 10.5 to 16.5 mm. adjustable latch and piston • Pre-arranged for additional locking points • Set of nylon roses item 1.06002.00.0 • Threaded pivots for fixing extended bolts • ON REQUEST: Internal ragged extended bolts item 1.06441.00.0 Internal straight extended bolts item 1.06441.10.0 External bolt connectors item 1.06442.00.0 Extended bolts operated by internal rods item 1.06443.00.0 Extended bolts operated by external rods item 1.06443.05.0 	1	85	22	25	0,935	1	1	16227	25	0
		1	85	22	30	0,996	1	1	16227	30	0
		1	85	22	35	1,041	1	1	16227	35	0
	<ul style="list-style-type: none"> • Dead-bolt only • Set of nylon roses item 1.06012.01.0 	1	22	25	0,545	12	1	46210	25	0	
		1	22	30	0,575	12	1	46210	30	0	
		1	22	35	0,560	12	1	46210	35	0	
	<ul style="list-style-type: none"> • Stainless steel faceplate 24 x 5 mm 	1	24	25	0,545	12	1	46213	25	0	
	<ul style="list-style-type: none"> • Dead-bolt only 	1	24	30	0,575	12	1	46213	30	0	
		1	24	35	0,560	12	1	46213	35	0	

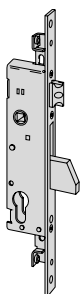
Type	Description	Throws	Centre Distance	Faceplate	Backset	Unit weight Kg	Pieces	ITEM			
								Type	Dim.	Hand	Fin.
	• Cross-key cylinder with 3 keys	1	22	25	0,650	12	1	46212	25	0	
	• Dead-bolt only	1	22	30	0,670	12	1	46212	30	0	
	• Set of nylon roses item 1.06002.00.0	1	22	35	0,690	12	1	46212	35	0	
	• Dead-bolt only	1	22	25	0,600	12	1	46220	25	0	
	• Pre-arranged for additional locking points	1	22	30	0,620	12	1	46220	30	0	
	• Set of nylon roses item 1.06012.01.0	1	22	35	0,650	12	1	46220	35	0	
	• Threaded pivots for fixing extended bolts										
	• ON REQUEST:										
	Internal ragged extended bolts item 1.06441.00.0										
	• Internal straight extended bolts item 1.06441.10.0										
	• External bolt connectors item 1.06442.00.0										
	• Extended bolts operated by internal rods item 1.06443.00.0										
	• Extended bolts operated by external rods item 1.06443.05.0										
	• Cross-key cylinder with 3 keys	1	22	25	0,695	12	1	46222	25	0	
	• Dead-bolt only	1	22	30	0,690	12	1	46222	30	0	
	• Pre-arranged for additional locking points	1	22	35	0,710	12	1	46222	35	0	
	• Set of nylon roses item 1.06002.00.0										
	• Threaded pivots for fixing extended bolts										
	• ON REQUEST:										
	Internal ragged extended bolts item 1.06441.00.0										
	• Internal straight extended bolts item 1.06441.10.0										
	• External bolt connectors item 1.06442.00.0										
	• Extended bolts operated by internal rods item 1.06443.00.0										
	• Extended bolts operated by external rods item 1.06443.05.0										
	• Dead-bolt and latch	1	85	22	25	0,610	12	1	46215	25	0
	• 11 to 17 mm. adjustable latch	1	85	22	30	0,630	12	1	46215	30	0
	• Set of nylon roses item 1.06012.01.0	1	85	22	35	0,660	12	1	46215	35	0
	• Stainless steel faceplate 24x5 mm	1	92	24	25	0,610	12	1	46218	25	0
	• Dead bolt and latch	1	92	24	30	0,630	12	1	46218	30	0
		1	92	24	35	0,660	12	1	46218	35	0
	• Dead-bolt and latch	1	92	22	25	0,610	12	1	46219	25	0
	• 11 to 17 mm. adjustable latch	1	92	22	30	0,616	12	1	46219	30	0
	• Set of nylon roses item 1.06012.01.0	1	92	22	35	0,670	12	1	46219	35	0
	• Dead-bolt and latch	1	85	20	25	0,690	12	1	46216	25	0
	• Dead-bolt sides strengthened by hardened steel plates	1	85	20	30	0,720	12	1	46216	30	0
	• 11 to 17 mm. adjustable latch and piston	1	85	20	35	0,750	12	1	46216	35	0
	• Set of nylon roses item 1.06012.01.0										
	• Stainless steel striker item 1.06461.01.0										

Type	Description	Throws	Centre Distance	Faceplate	Backset	Unit weight 	Pieces 	ITEM			
								Type	Dim.	Hand	Fin.



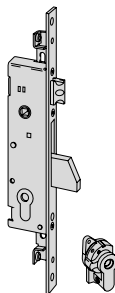
- Cross-key cylinder with 3 keys
- Dead-bolt and latch
- 11 to 17 mm. adjustable latch
- Set of nylon roses item 1.06002.00.0

1	85	22	25	0,730	12	1	46217	25	0
1	85	22	30	0,740	12	1	46217	30	0
1	85	22	35	0,770	12	1	46217	35	0



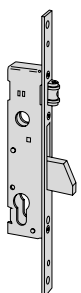
- Dead-bolt and latch
- 11 to 17 mm. adjustable latch
- Pre-arranged for additional locking points
- Set of nylon roses item 1.06012.01.0
- Threaded pivots for fixing extended bolts
- ON REQUEST:
Internal ragged extended bolts item 1.06441.00.0
Internal straight extended bolts item 1.06441.10.0
External bolt connectors item 1.06442.00.0
Extended bolts operated by internal rods item 1.06443.00.0
Extended bolts operated by external rods item 1.06443.05.0

1	85	22	25	0,650	12	1	46225	25	0
1	85	22	30	0,695	12	1	46225	30	0
1	85	22	35	0,700	12	1	46225	35	0



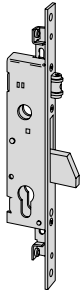
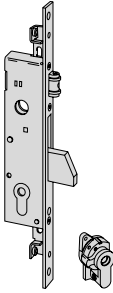
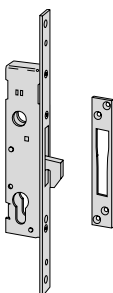
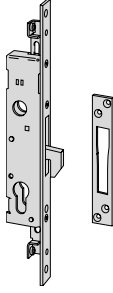

- Cross-key cylinder with 3 keys
- Dead-bolt and latch
- 11 to 17 mm. adjustable latch
- Pre-arranged for additional locking points
- Set of nylon roses item 1.06002.00.0
- Threaded pivots for fixing extended bolts
- ON REQUEST:
Internal ragged extended bolts item 1.06441.00.0
Internal straight extended bolts item 1.06441.10.0
External bolt connectors item 1.06442.00.0
Extended bolts operated by internal rods item 1.06443.00.0
Extended bolts operated by external rods item 1.06443.05.0

1	85	22	25	0,750	12	1	46227	25	0
1	85	22	30	0,790	12	1	46227	30	0
1	85	22	35	0,790	12	1	46227	35	0



- Dead-bolt and roller
- 2.5 to 16.5 mm. adjustable roller
- Set of nylon roses item 1.06012.01.0
- Stainless steel faceplate 24x5 mm
- Dead bolt and roller

1	22	25	0,600	12	1	46230	25	0
1	22	30	0,610	12	1	46230	30	0
1	22	35	0,635	12	1	46230	35	0
1	24	25	0,600	12	1	46233	25	0
1	24	30	0,610	12	1	46233	30	0
1	24	35	0,635	12	1	46233	35	0

Type	Description	Throws	Centre Distance	Faceplate	Backset	Unit weight Kg	Pieces	ITEM			
								Type	Dim.	Hand	Fin.
	<ul style="list-style-type: none"> • Dead-bolt and roller • 2.5 to 16.5 mm. adjustable roller • Pre-arranged for additional locking points • Set of nylon roses item 1.06012.01.0 • Threaded pivots for fixing extended bolts • ON REQUEST: Internal ragged extended bolts item 1.06441.00.0 Internal straight extended bolts item 1.06441.10.0 External bolt connectors item 1.06442.00.0 Extended bolts operated by internal rods item 1.06443.00.0 Extended bolts operated by external rods item 1.06443.05.0 	1	22	25	0,630	12	1	46250	25	0	
		1	22	30	0,660	12	1	46250	30	0	
		1	22	35	0,685	12	1	46250	35	0	
	<ul style="list-style-type: none"> • Cross-key cylinder with 3 keys • Dead-bolt and latch • 2.5 to 16.5 mm. adjustable roller • Pre-arranged for additional locking points • Set of nylon roses item 1.06002.00.0 • Threaded pivots for fixing extended bolts • ON REQUEST: Internal ragged extended bolts item 1.06441.00.0 Internal straight extended bolts item 1.06441.10.0 External bolt connectors item 1.06442.00.0 Extended bolts operated by internal rods item 1.06443.00.0 Extended bolts operated by external rods item 1.06443.05.0 	1	22	25	0,730	12	1	46252	25	0	
		1	22	30	0,760	12	1	46252	30	0	
		1	22	35	0,790	12	1	46252	35	0	
	<ul style="list-style-type: none"> • Laminar steel hook • Set of nylon roses item 1.06012.01.0 • Zinc plated steel striking plate item 1.06459.01.0 	1	22	25	0,580	12	1	46240	25	0	
		1	22	30	0,610	12	1	46240	30	0	
		1	22	35	0,630	12	1	46240	35	0	
	<ul style="list-style-type: none"> • Laminar steel hook • Pre-arranged for additional locking points • Set of nylon roses item 1.06012.01.0 • Threaded pivots for fixing extended bolts • Zinc plated steel striker item 1.06459.01.0 • ON REQUEST: Internal ragged extended bolts item 1.06441.00.0 Internal straight extended bolts item 1.06441.10.0 External bolt connectors item 1.06442.00.0 	1	22	25	0,625	12	1	46260	25	0	
		1	22	30	0,650	12	1	46260	30	0	
		1	22	35	0,710	12	1	46260	35	0	
	<ul style="list-style-type: none"> • No frontal closure • Pre-arranged for additional locking points • Set of nylon roses item 1.06012.01.0 • Threaded pivots for fixing extended bolts • ON REQUEST: Internal ragged extended bolts item 1.06441.00.0 Internal straight extended bolts item 1.06441.10.0 External bolt connectors item 1.06442.00.0 	22	25	0,550	12	1	46270	25	0		
		22	30	0,580	12	1	46270	30	0		
		22	35	0,605	12	1	46270	35	0		



Technical features:

- Zinc plated steel case
- Nickel-plated latch, roller and dead-bolt
- Latch or reversible latch/bolt (where this is provided for)
- Current absorption 3,1A
- Voltage 12 V ac CE

Supplied as standard:

- Pair of nylon roses item 1.06012.01.0
- Lock and cylinder fixing screws
- Instruction sheet

On request:

- Special striker plates (see Vademecum)
- Cylinder with pin key series 02400
- Cylinder protective rose item 1.06460.00.0

Certification:

- This lock series is certified according to the European standard EN 12209:03 DRAFT WI 33250:2004: Security degree 4 (700 Kg lateral push resistance and 500 Kg upward push resistance)

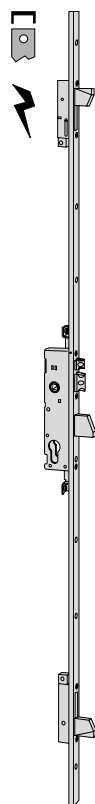
Hand:

0 = Non-hande

Cylinder to be ordered separately series 08710 or OE300 (ASIX)



Type	Description	Locking points Throws	Centre Distance	Faceplate	Backset	Unit weight Kg	Pieces	ITEM			
								Type	Dim.	Hand	Fin.



- Black lacquered steel adjustable U-shaped faceplate 24 x 7 mm., 2.600 mm.
upper adjustment 650 mm.
lower adjustment 150 mm.

- 10.5 to 16.5 mm. adjustable latch and piston
- 3 lateral dead-bolts
- Nylon faceplate cover plugs

• ON REQUEST:
Adjustable striking plate item 1.06400.00.0 or item 1.06401.00.0

3	1	85	24	25	3,500	1	1	16425	25	0
3	1	85	24	30	3,500	1	1	16425	30	0
3	1	85	24	35	3,500	1	1	16425	35	0

- Stainless steel adjustable U-shaped faceplate 24 x 7 mm., 1.920 mm.
lower adjustment 150 mm.

- 10.5 to 16.5 mm. adjustable latch and piston
- 3 lateral dead-bolts

• ON REQUEST:
Adjustable striking plate item 1.06400.00.0 or item 1.06401.00.0

3	1	85	24	25	3,380	1	1	16600	25	0
3	1	85	24	30	3,400	1	1	16600	30	0
3	1	85	24	35	3,420	1	1	16600	35	0

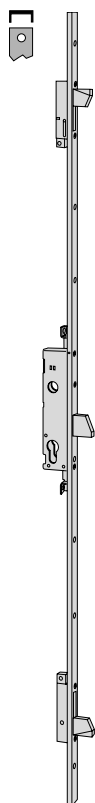
- Stainless steel adjustable U-shaped faceplate 24 x 7 mm., 2.300 mm.
upper adjustment 350 mm.
lower adjustment 150 mm.

- 10.5 to 16.5 mm. adjustable latch and piston
- 3 lateral dead-bolts

• ON REQUEST:
Adjustable striking plate item 1.06400.00.0 or item 1.06401.00.0

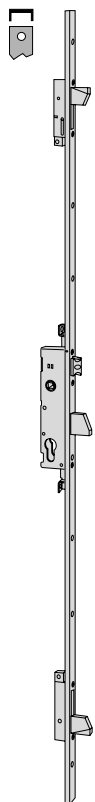
3	1	85	24	25	3,780	1	1	16625	25	0
3	1	85	24	30	3,800	1	1	16625	30	0
3	1	85	24	35	3,820	1	1	16625	35	0

Type	Description	Locking points	Throws	Centre Distance	Faceplate	Backset	Unit weight Kg	Pieces	ITEM			
									Type	Dim.	Hand	Fin.



- Black lacquered steel adjustable U-shaped faceplate 24 x 7 mm., 2.600 mm.
upper adjustment 650 mm.
lower adjustment 150 mm.
- 3 lateral dead-bolts
- Nylon faceplate cover plugs
- ON REQUEST:
Adjustable striking plate item 1.06400.00.0 or item 1.06401.00.0

3	1	24	25	3,600	1	1	46420	25	0
3	1	24	30	3,620	1	1	46420	30	0
3	1	24	35	3,640	1	1	46420	35	0



- Black lacquered steel adjustable U-shaped faceplate 24 x 7 mm., 2.600 mm.
upper adjustment 650 mm.
lower adjustment 150 mm.
- 11 to 17 mm. adjustable latch and piston
- 3 lateral dead-bolts
- Nylon faceplate cover plugs
- ON REQUEST:
Adjustable striking plate item 1.06400.00.0 or item 1.06401.00.0

3	1	85	24	25	3,500	1	1	46425	25	0
3	1	85	24	30	3,500	1	1	46425	30	0
3	1	85	24	35	3,500	1	1	46425	35	0

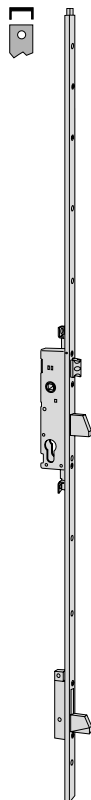
- Stainless steel adjustable U-shaped faceplate 24 x 7 mm., 1.920 mm.
lower adjustment 150 mm.
- 11 to 17 mm. adjustable latch
- 3 lateral dead-bolts
- ON REQUEST:
Adjustable striking plate item 1.06400.00.0 or item 1.06401.00.0

3	1	85	24	25	3,200	1	1	46600	25	0
3	1	85	24	30	3,220	1	1	46600	30	0
3	1	85	24	35	3,240	1	1	46600	35	0

- Stainless steel adjustable U-shaped faceplate 24 x 7 mm., 2.300 mm.
upper adjustment 350 mm.
lower adjustment 150 mm.
- 11 to 17 mm. adjustable latch
- 3 lateral dead-bolts
- ON REQUEST:
Adjustable striking plate item 1.06400.00.0 or item 1.06401.00.0

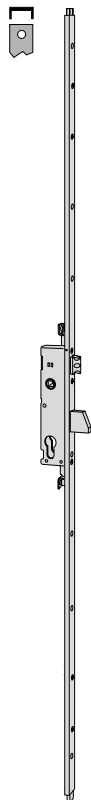
3	1	85	24	25	3,000	1	1	46625	25	0
3	1	85	24	30	3,000	1	1	46625	30	0
3	1	85	24	35	3,640	1	1	46625	35	0

Type	Description	Locking points	Throws	Centre Distance	Faceplate	Backset	Unit weight 	Pieces 	ITEM			
									Type	Dim.	Hand	Fin.



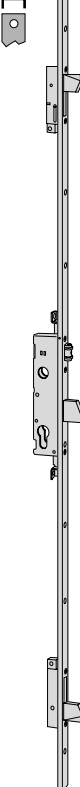
- Black lacquered steel adjustable U-shaped faceplate 24 x 7 mm., 2.600 mm.
upper adjustment 650 mm.
lower adjustment 150 mm.
- 11 to 17 mm. adjustable latch and piston
- 2 lateral dead-bolts
- Top extended bolt
- Nylon faceplate cover plug
- ON REQUEST:
Adjustable striking plate item 1.06400.00.0 or item 1.06401.00.0

2	1	85	24	25	3,400	1	1	46435	25	0
2	1	85	24	30	3,420	1	1	46435	30	0
2	1	85	24	35	3,440	1	1	46435	35	0

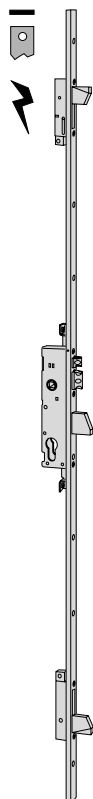


- Black lacquered steel adjustable U-shaped faceplate 24 x 7 mm., 2.600 mm.
upper adjustment 650 mm.
lower adjustment 150 mm.
- 11 to 17 mm. adjustable latch and piston
- 1 lateral dead-bolt
- Vertical extended bolts
- Nylon faceplate cover plug
- ON REQUEST:
Adjustable striking plate item 1.06400.00.0 or item 1.06401.00.0
Floor striker item 1.06086.00.0
Floor striker with sprung dust cover item 1.06086.02.0

1	1	85	24	25	3,500	1	1	46445	25	0
1	1	85	24	30	3,500	1	1	46445	30	0
1	1	85	24	35	3,240	1	1	46445	35	0

Type	Description	Locking points Throws	Centre Distance	Faceplate	Backset	Unit weight Kg	Pieces	ITEM				
								Type	Dim.	Hand	Fin.	Pers. Spec.
	<ul style="list-style-type: none"> • Black lacquered steel adjustable U-shaped faceplate 24 x 7 mm., 2.600 mm. upper adjustment 650 mm. lower adjustment 150 mm. • 2.5 to 16.5 mm. adjustable roller • 3 lateral dead-bolts • Nylon faceplate cover plugs • ON REQUEST: Adjustable striking plate item 1.06400.00.0 or item 1.06401.00.0 	3	1	24	25	3,600	1	1	46450	25	0	
		3	1	24	30	3,500	1	1	46450	30	0	
		3	1	24	35	3,640	1	1	46450	35	0	
	<ul style="list-style-type: none"> • Stainless steel adjustable U-shaped faceplate 24 x 7 mm., 1.920 mm. lower adjustment 150 mm. • 2.5 to 16.5 mm. adjustable roller • 3 lateral dead-bolts • ON REQUEST: Adjustable striking plate item 1.06400.00.0 or item 1.06401.00.0 	3	1	24	25	3,200	1	1	46605	25	0	
		3	1	24	30	3,220	1	1	46605	30	0	
		3	1	24	35	3,240	1	1	46605	35	0	
	<ul style="list-style-type: none"> • Stainless steel adjustable U-shaped faceplate 24 x 7 mm., 2.300 mm. upper adjustment 350 mm. lower adjustment 150 mm. • 2.5 to 16.5 mm. adjustable roller • 3 lateral dead-bolts • ON REQUEST: Adjustable striking plate item 1.06400.00.0 or item 1.06401.00.0 	3	1	24	25	3,600	1	1	46650	25	0	
		3	1	24	30	3,620	1	1	46650	30	0	
		3	1	24	35	3,640	1	1	46650	35	0	

Type	Description	Locking points	Throws	Centre Distance	Faceplate	Backset	Unit weight Kg	Pieces	ITEM			
									Type	Dim.	Hand	Fin.



- Black lacquered steel adjustable flat faceplate 24 x 3 mm., 2.600 mm.
upper adjustment 650 mm.
lower adjustment 150 mm.
- 10.5 to 16.5 mm. adjustable latch and piston
- 3 lateral dead-bolts
- Nylon faceplate cover plugs

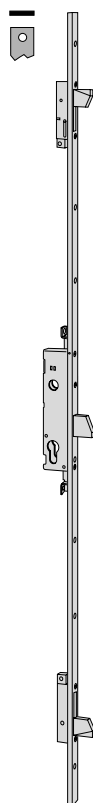
3	1	85	24	25	3,500	1	1	16525	25	0
3	1	85	24	30	3,500	1	1	16525	30	0
3	1	85	24	35	3,500	1	1	16525	35	0

- Stainless steel adjustable flat faceplate 24 x 7 mm., 1.920 mm.
lower adjustment 150 mm.
- 10.5 to 16.5 mm. adjustable latch and piston
- 3 lateral dead-bolts

3	1	85	24	25	3,380	1	1	16700	25	0
3	1	85	24	30	3,400	1	1	16700	30	0
3	1	85	24	35	3,420	1	1	16700	35	0

- Stainless steel adjustable flat faceplate 24 x 7 mm., 2.300 mm.
upper adjustment 350 mm.
lower adjustment 150 mm.
- 10.5 to 16.5 mm. adjustable latch and piston
- 3 lateral dead-bolts

3	1	85	24	25	3,780	1	1	16725	25	0
3	1	85	24	30	3,800	1	1	16725	30	0
3	1	85	24	35	3,820	1	1	16725	35	0



- Black lacquered steel adjustable flat faceplate 24 x 3 mm., 2.600 mm.
upper adjustment 650 mm.
lower adjustment 150 mm.
- 3 lateral dead-bolts
- Nylon faceplate cover plugs

3	1	24	25	3,600	1	1	46520	25	0
3	1	24	30	3,620	1	1	46520	30	0
3	1	24	35	3,640	1	1	46520	35	0

Type	Description	Locking points	Throws	Centre Distance	Faceplate	Backset	Unit weight 	Pieces 	ITEM				
									Type	Dim.	Hand	Fin.	Pers. Spec.
	<ul style="list-style-type: none"> Black lacquered steel adjustable flat faceplate 24 x 3 mm., 2.600 mm. upper adjustment 650 mm. lower adjustment 150 mm. 11 to 17 mm. adjustable latch 3 lateral dead-bolts Nylon faceplate cover plugs 	3	1	85	24	25	3,600	1	1	46525	25	0	
		3	1	85	24	30	3,500	1	1	46525	30	0	
		3	1	85	24	35	3,500	1	1	46525	35	0	
	<ul style="list-style-type: none"> Stainless steel adjustable flat faceplate 24 x 3 mm., 1.920 mm. lower adjustment 150 mm. 11 to 17 mm. adjustable latch 3 lateral dead-bolts 	3	1	85	24	25	3,200	1	1	46700	25	0	
		3	1	85	24	30	3,220	1	1	46700	30	0	
		3	1	85	24	35	3,240	1	1	46700	35	0	
	<ul style="list-style-type: none"> Stainless steel adjustable flat faceplate 24 x 3 mm., 2.300 mm. upper adjustment 350 mm. lower adjustment 150 mm. 11 to 17 mm. adjustable latch 3 lateral dead-bolts 	3	1	85	24	25	3,600	1	1	46725	25	0	
		3	1	85	24	30	3,620	1	1	46725	30	0	
		3	1	85	24	35	3,640	1	1	46725	35	0	

	<ul style="list-style-type: none"> Black lacquered steel adjustable flat faceplate 24 x 3 mm., 2.600 mm. upper adjustment 650 mm. lower adjustment 150 mm. 2.5 to 16.5 mm. adjustable roller 3 lateral dead-bolts Nylon faceplate cover plugs 	3	1		24	25	3,500	1	1	46550	25	0
		3	1		24	30	3,500	1	1	46550	30	0
		3	1		24	35	3,500	1	1	46550	35	0
	<ul style="list-style-type: none"> Stainless steel adjustable flat faceplate 24 x 3 mm., 1.920 mm. lower adjustment 150 mm. 2.5 to 16.5 mm. adjustable roller 3 lateral dead-bolts 	3	1		24	25	3,200	1	1	46705	25	0
		3	1		24	30	3,220	1	1	46705	30	0
		3	1		24	35	3,240	1	1	46705	35	0
	<ul style="list-style-type: none"> Stainless steel adjustable flat faceplate 24 x 3 mm., 2.300 mm. upper adjustment 350 mm. lower adjustment 150 mm. 2.5 to 16.5 mm. adjustable roller 3 lateral dead-bolts 	3	1		24	25	3,600	1	1	46750	25	0
		3	1		24	30	3,620	1	1	46750	30	0
		3	1		24	35	3,640	1	1	46750	35	0



Multitop

Technical features:

- Gear system operation device to reduce effort applied to the key
- Patented off-phase operation preventing system
- Zinc plated steel case
- Stainless steel faceplate
- Nickel-plated, horizontally sliding latch, roller and deadbolt
- Non handed latch or latch/bolt (if any)
- Pre-setting for additional locking points
- Through-holes for handle rose fixing
- Current absorption 3,1A
- Voltage 12 V ac CE

Supplied as standard:

- Pair of nylon roses item 1.06012.01.0
- Pair of under-faceplate nylon spacers item 1.06141.65.0

- Threaded pins for fixing of extension bolts
- Lock and cylinder fixing screws
- Instruction sheet

On request:

- Special striker plates (see Vademecum)
- Cylinder protective rose item 1.06460.05.0 or item 1.06460.06.0

Certification:

- This lock series is certified according to the European standard EN 12209:03 Security degree 3 (500 kg lateral push resistance and 400 Kg front push resistance)

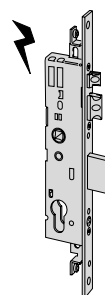
Hand:

0 = Non-hande

Cylinder to be ordered separately series 08710 or OE300 (ASIX)

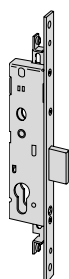


Type	Description	Throws	Centre Distance	Faceplate	Backset	Unit weight Kg	Pieces	ITEM			
								Type	Dim.	Hand	Fin. Pars. Spec.



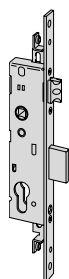
- Dead-bolt and latch
- 10.5 to 16.5 mm. adjustable latch and piston
- ON REQUEST:
Internal ragged extended bolts item 1.06441.00.0
Internal straight extended bolts item 1.06441.10.0
External bolt connectors item 1.06442.00.0
Extended bolts operated by internal rods item 1.06443.21.0
Extended bolts operated by external rods item 1.06443.26.0

2	85	22	25	0,920	1	1	18225	25	0
2	85	22	30	0,970	1	1	18225	30	0
2	85	22	35	0,990	1	1	18225	35	0



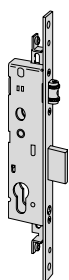
- Dead-bolt only
- ON REQUEST:
Internal ragged extended bolts item 1.06441.00.0
Internal straight extended bolts item 1.06441.10.0
External bolt connectors item 1.06442.00.0
Extended bolts operated by internal rods item 1.06443.21.0
Extended bolts operated by external rods item 1.06443.26.0

2	22	25	0,640	12	1	48220	25	0
2	22	30	0,720	12	1	48220	30	0
2	22	35	0,740	12	1	48220	35	0



- Dead-bolt and latch
- 11 to 17 mm. adjustable latch
- ON REQUEST:
Internal ragged extended bolts item 1.06441.00.0
Internal straight extended bolts item 1.06441.10.0
External bolt connectors item 1.06442.00.0
Extended bolts operated by internal rods item 1.06443.21.0
Extended bolts operated by external rods item 1.06443.26.0

2	85	22	25	0,700	12	1	48225	25	0
2	85	22	30	0,750	12	1	48225	30	0
2	85	22	35	0,820	12	1	48225	35	0



- Dead-bolt and roller
- 2.5 to 16.5 mm. adjustable roller
- ON REQUEST:
Internal ragged extended bolts item 1.06441.00.0
Internal straight extended bolts item 1.06441.10.0
External bolt connectors item 1.06442.00.0
Extended bolts operated by internal rods item 1.06443.21.0
Extended bolts operated by external rods item 1.06443.26.0

2	22	25	0,700	12	1	48250	25	0
2	22	30	0,714	12	1	48250	30	0
2	22	35	0,800	12	1	48250	35	0



Multitop

Technical features:

- Gear system operation device to reduce effort applied to the key
- Patented off-phase operation preventing system
- Zinc plated steel case
- 4th and 5th locking point pre-setting
- Nickel-plated, horizontally sliding latch, roller and deadbolt
- Through-holes for handle rose fixing
- Latch or reversible latch/bolt
- Current absorption 3,1A
- Voltage 12 V ac CE

Supplied as standard:

- Set of nylon roses 1.06012.01.0
- Nylon faceplate cover plugs
- Lock and cylinder fixing screws

- Instruction sheet

On request:

- Special striker plates (see Vademecum)
- Extended bolts for 4th and 5th locking points item 1.06449.10/11
- Threaded pin for extended bolts with external rods item 1.06449.05.0
- Cylinder protective rose item 1.06460.05.0 or 1.06460.06.0

Certification:

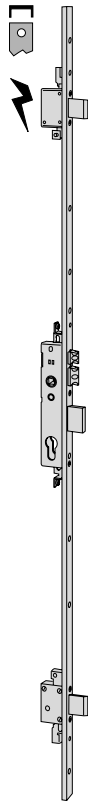
- This lock series is certified according to the European standard EN 12209:03 DRAFT WI 33250:2004: Security degree 6 (1.000 Kg lateral push resistance and 600 Kg front push resistance)

Hand:
0 = Non-hande

Cylinder to be ordered separately series 08710 or 0E300 (ASIX)



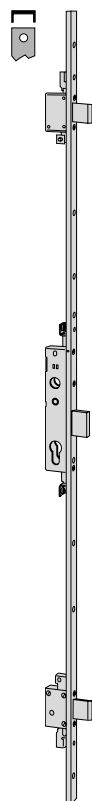
Type	Description	Locking points	Throws	Centre Distance	Faceplate Backset	Unit weight Kg	Pieces	ITEM			
								Type	Dim.	Hand	Pers. Spec.



- Adjustable 'U' faceplate 24 x 7 mm, black painted steel, height 2,600 mm
650 mm top adjustable
150 mm bottom adjustable
- Adjustable latch and bolt between 10.5 and 16.5 mm
- 3 side deadbolts

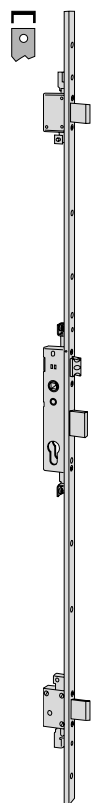
3	2	85	24	25	3,460	1	1	18426	25	0
3	2	85	24	30	3,480	1	1	18426	30	0
3	2	85	24	35	3,820	1	1	18426	35	0

Type	Description	Locking points	Throws	Centre Distance	Faceplate	Backset	Unit weight 	Pieces 	ITEM			
									Type	Dim.	Hand	Fin.



- Adjustable 'U' faceplate 24 x 7 mm, black painted steel, height 2,600 mm
650 mm top adjustable
150 mm bottom adjustable
- 3 side deadbolts

3	2	24	25	3,380	1	1	48421	25	0		
3	2	24	30	3,420	1	1	48421	30	0		
3	2	24	35	3,640	1	1	48421	35	0		



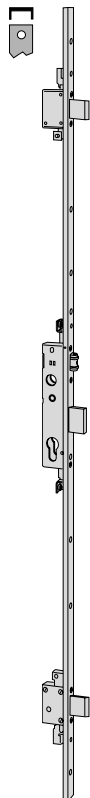
- Adjustable 'U' faceplate 24 x 7 mm, black painted steel, height 2,600 mm
650 mm top adjustable
150 mm bottom adjustable
- Adjustable latch between 11 and 17 mm
- 3 side deadbolts

3	2	85	24	25	3,250	1	1	48426	25	0	
3	2	85	24	30	3,320	1	1	48426	30	0	
3	2	85	24	35	3,300	1	1	48426	35	0	

- Adjustable 'U' faceplate 24 x 7 mm, stainless steel, height 2,300 mm
350 mm top adjustable
150 mm bottom adjustable
- Adjustable latch between 11 and 17 mm
- 3 side deadbolts

3	2	85	24	25	3,250	1	1	48626	25	0	
3	2	85	24	30	3,250	1	1	48626	30	0	
3	2	85	24	35	3,300	1	1	48626	35	0	

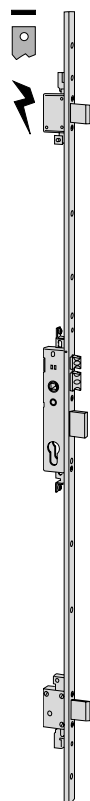
Type	Description	Locking points	Throws	Centre Distance	Faceplate	Backset	Unit weight Kg	Pieces	ITEM			
									Type	Dim.	Hand	Fin.



- Adjustable 'U' faceplate 24 x 7 mm, black painted steel, height 2,600 mm
650 mm top adjustable
150 mm bottom adjustable
- Adjustable roller between 2.5 and 16.5 mm
- 3 side deadbolts

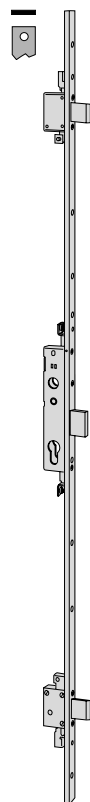
3	2	24	25	3,240	1	1	48451	25	0
3	2	24	30	3,280	1	1	48451	30	0
3	2	24	35	3,320	1	1	48451	35	0

Type	Description	Locking points	Throws	Centre Distance	Faceplate	Backset	Unit weight 	Pieces 	ITEM			
									Type	Dim.	Hand	Fin.



- Adjustable 'flat' faceplate 24 x 3 mm, black painted steel, height 2,600 mm
650 mm top adjustable
150 mm bottom adjustable
- Adjustable latch and bolt between 10.5 and 16.5 mm
- 3 side deadbolts

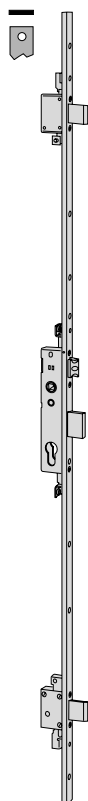
3	2	85	24	25	3,520	1	1	18526 25 0
3	2	85	24	30	3,590	1	1	18526 30 0
3	2	85	24	35	3,660	1	1	18526 35 0



- Adjustable 'flat' faceplate 24 x 3 mm, black painted steel, height 2,600 mm
650 mm top adjustable
150 mm bottom adjustable
- 3 side deadbolts

3	2	24	25	3,600	1	1	48521 25 0
3	2	24	30	3,620	1	1	48521 30 0
3	2	24	35	3,640	1	1	48521 35 0

Type	Description	Locking points	Throws	Centre Distance	Faceplate	Backset	Unit weight Kg	Pieces	ITEM			
									Type	Dim.	Hand	Fin.

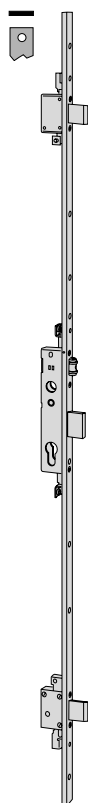


- Adjustable 'flat' faceplate 24 x 3 mm, black painted steel, height 2,600 mm
650 mm top adjustable
150 mm bottom adjustable
- Adjustable latch between 11 and 17 mm
- 3 side deadbolts

3	2	85	24	25	3,360	1	1	48526	25	0
3	2	85	24	30	3,440	1	1	48526	30	0
3	2	85	24	35	3,520	1	1	48526	35	0

- Adjustable 'flat' faceplate 24 x 3 mm, black painted steel, height 2,300 mm
350 mm top adjustable
150 mm bottom adjustable
- Adjustable latch between 11 and 17 mm
- 3 side deadbolts

3	2	85	24	25	3,360	1	1	48726	25	0
3	2	85	24	30	3,440	1	1	48726	30	0
3	2	85	24	35	3,520	1	1	48726	35	0



- Adjustable 'flat' faceplate 24 x 3 mm, black painted steel, height 2,600 mm
650 mm top adjustable
150 mm bottom adjustable
- Adjustable roller between 2.5 and 16.5 mm
- 3 side deadbolts

3	2	24	25	3,350	1	1	48551	25	0
3	2	24	30	3,400	1	1	48551	30	0
3	2	24	35	3,440	1	1	48551	35	0



Multitop

Technical features:

- Gear system operation device to reduce effort applied to the key
- **Patented off-phase operation preventing system**
- Locks modularity with additional locking points series 06444
- Zinc plated steel case
- Stainless less faceplate
- Nickel-plated horizontally sliding deadbolts with hardened steel inserts
- Nickel-plated latch and roller
- Latch or reversible latch/bolt
- Through-holes for handle rose fixing
- Current absorption 3,1A
- Voltage 12 V ac CE

Supplied as standard:

- Set of nylon roses item 1.06012.0.10
- Nylon faceplate cover plugs

- Threaded pins for fixing the extended bolts
- Lock and cylinder fixing screws
- Instruction sheet

On request:

- Special striker plates (see Vademecum) 06460.05/06
- Cylinder protective rose item 1.06436.10.0
- Additional locking point item 1.06436.11.0 (2 pieces)

Standards:

- This lock series is certified according to the European standard EN 12209:03 DRAFT WI 33250:2004:
 - Security degree 6 (1.000 Kg lateral push resistance and 600 Kg front push resistance), modular version **without** anti-

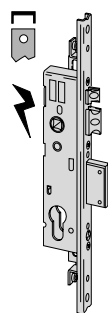
drill protective plates.
 - Security degree 7 (1.000 Kg lateral push resistance and 600 Kg front push resistance), modular version **with** anti-drill protective plates series 06436.

Hand:
 0 = Non-hande

Cylinder to be ordered separately series 08710 or 0E300 (ASIX)



Type	Description	Throws	Centre Distance	Faceplate	Backset	Unit weight Kg	Pieces	ITEM			
								Type	Dim.	Hand	Fin. Pars. Spec.



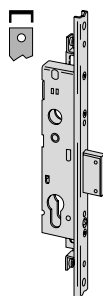
- U-shaped faceplate 24 x 5 mm.
- Latch and dead-bolt
- 10.5 to 16.5 mm. adjustable latch and piston
- **ON REQUEST:**
 - Lateral bolts item 1.06444.35/36/37
 - Internal ragged extended bolts item 1.06441.00.0
 - Internal straight extended bolts item 1.06441.10.0
 - External bolt connectors item 1.06442.00.0
 - Extended bolts operated by internal rods item 1.06443.21.0
 - Extended bolts operated by external rods item 1.06443.26.0

2	92	24	25	0,950	1	1	18128 25 0				
2	92	24	30	0,970	1	1	18128 30 0				
2	92	24	35	0,990	1	1	18128 35 0				

- U-shaped faceplate 24 x 7 mm.
- Latch and dead-bolt
- 10.5 to 16.5 mm. adjustable latch and piston
- **ON REQUEST:**
 - Lateral bolts item 1.06444.30/31/32
 - Internal ragged extended bolts item 1.06441.00.0
 - Internal straight extended bolts item 1.06441.10.0
 - External bolt connectors item 1.06442.00.0
 - Extended bolts operated by internal rods item 1.06443.21.0
 - Extended bolts operated by external rods item 1.06443.26.0

2	92	24	25	0,950	1	1	18129 25 0				
2	92	24	30	0,970	1	1	18129 30 0				
2	92	24	35	0,990	1	1	18129 35 0				

Type	Description	Throws	Centre Distance	Faceplate Backset	Unit weight Kg	Pieces	ITEM				
							Type	Dim.	Hand	Fin.	Pers. Spec.

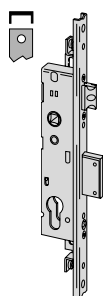


- U-shaped faceplate 24 x 5 mm.
- Dead-bolt only
- ON REQUEST:
Lateral bolts item 1.06444.35/36/37
Internal ragged extended bolts item 1.06441.00.0
Internal straight extended bolts item 1.06441.10.0
External bolt connectors item 1.06442.00.0
Extended bolts operated by internal rods item 1.06443.21.0
Extended bolts operated by external rods item 1.06443.26.0

2	24	25	0,700	1	1	48123 25 0
2	24	30	0,720	1	1	48123 30 0
2	24	35	0,740	1	1	48123 35 0

- U-shaped faceplate 24 x 7 mm.
- Dead-bolt only
- ON REQUEST:
Lateral bolts item 1.06444.30/31/32
Internal ragged extended bolts item 1.06441.00.0
Internal straight extended bolts item 1.06441.10.0
External bolt connectors item 1.06442.00.0
Extended bolts operated by internal rods item 1.06443.21.0
Extended bolts operated by external rods item 1.06443.26.0

2	24	25	0,700	1	1	48124 25 0
2	24	30	0,720	1	1	48124 30 0
2	24	35	0,740	1	1	48124 35 0



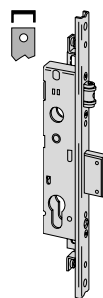
- U-shaped faceplate 24 x 5 mm.
- Latch and dead-bolt
- 11 to 17 mm. adjustable latch
- ON REQUEST:
Lateral bolts item 1.06444.35/36/37
Internal ragged extended bolts item 1.06441.00.0
Internal straight extended bolts item 1.06441.10.0
External bolt connectors item 1.06442.00.0
Extended bolts operated by internal rods item 1.06443.21.0
Extended bolts operated by external rods item 1.06443.26.0

2	92	24	25	0,780	1	1	48128 25 0
2	92	24	30	0,800	1	1	48128 30 0
2	92	24	35	0,820	1	1	48128 35 0

- U-shaped faceplate 24 x 7 mm.
- Latch and dead-bolt
- 11 to 17 mm. adjustable latch
- ON REQUEST:
Lateral bolts item 1.06444.30/31/32
Internal ragged extended bolts item 1.06441.00.0
Internal straight extended bolts item 1.06441.10.0
External bolt connectors item 1.06442.00.0
Extended bolts operated by internal rods item 1.06443.21.0
Extended bolts operated by external rods item 1.06443.26.0

2	92	24	25	0,780	1	1	48129 25 0
2	92	24	30	0,800	1	1	48129 30 0
2	92	24	35	0,820	1	1	48129 35 0

Type	Description	Throws	Centre Distance	Faceplate	Backset	Unit weight 	Pieces 	ITEM			
								Type	Dim.	Hand	Fin.

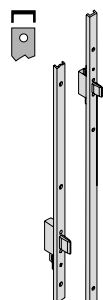


- U-shaped faceplate 24 x 5 mm.
- Roller latch and dead-bolt
- 2.5 to 16 mm. adjustable roller latch
- ON REQUEST:
Lateral bolts item 1.06444.35/36/37
Internal ragged extended bolts item 1.06441.00.0
Internal straight extended bolts item 1.06441.10.0
External bolt connectors item 1.06442.00.0
Extended bolts operated by internal rods item 1.06443.21.0
Extended bolts operated by external rods item 1.06443.26.0

2	24	25	0,760	1	1 48153 25 0
2	24	30	0,780	1	1 48153 30 0
2	24	35	0,800	1	1 48153 35 0

- U-shaped faceplate 24 x 7 mm.
- Roller latch and dead-bolt
- 2.5 to 16 mm. adjustable roller latch
- ON REQUEST:
Lateral bolts item 1.06444.30/31/32
Internal ragged extended bolts item 1.06441.00.0
Internal straight extended bolts item 1.06441.10.0
External bolt connectors item 1.06442.00.0
Extended bolts operated by internal rods item 1.06443.21.0
Extended bolts operated by external rods item 1.06443.26.0

2	24	25	0,760	1	1 48154 25 0
2	24	30	0,780	1	1 48154 30 0
2	24	35	0,800	1	1 48154 35 0



- Pair of 'modular' lateral locking points with 'U' faceplate 24 x 5 mm
- Pre-setting for 4th and 5th locking points
- ON REQUEST:
Threaded pin item 1.06449.05.0 for additional locking bolts (4th and 5th locking points)
- Pair of 'modular' lateral locking points with 'U' faceplate 24 x 7 mm
- Pre-setting for 4th and 5th locking points
- ON REQUEST:
Threaded pin item 1.06449.05.0 for additional locking bolts (4th and 5th locking points)

2	24		2,100	1	1 06444 35 0
2	24		2,050	1	1 06444 30 0

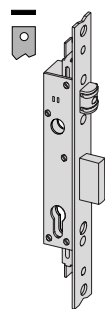


- Modular' lateral top locking point with 'U' faceplate 24 x 5 mm
- Pre-setting for 4th locking point
- ON REQUEST:
Threaded pin item 1.06449.05.0 for additional locking bolt
- Modular' lateral top locking point with 'U' faceplate 24 x 7 mm
- Pre-setting for 4th locking point
- ON REQUEST:
Threaded pin item 1.06449.05.0 for additional locking bolt

2	24		1,002	2	1 06444 36 0
2	24		0,825	1	1 06444 31 0


Type	Description	Throws	Centre Distance	Faceplate Backset	Unit weight Kg	Pieces	ITEM				
							Type	Dim.	Hand	Fin. Pers. Spec.	
	<ul style="list-style-type: none"> • Modular' lateral bottom locking point with 'U' faceplate 24 x 5 mm • Pre-setting for 5th locking point • ON REQUEST: Threaded pin item 1.06449.05.0 for additional locking bolt 	2	24		0,900	2	1	06444	37	0	
	<ul style="list-style-type: none"> • Modular' lateral bottom locking point with 'U' faceplate 24 x 7 mm • Pre-setting for 5th locking point • ON REQUEST: Threaded pin item 1.06449.05.0 for additional locking bolt 	2	24		0,675	1	1	06444	32	0	
	<ul style="list-style-type: none"> • Flat faceplate 24 x 3 mm. • Latch and dead-bolt • 2.5 to 16.5 mm. adjustable latch and piston • ON REQUEST: Lateral bolts item 1.06444.40/41/42 Internal ragged extended bolts item 1.06441.00.0 Internal straight extended bolts item 1.06441.10.0 External bolt connectors item 1.06442.00.0 Extended bolts operated by internal rods item 1.06443.21.0 Extended bolts operated by external rods item 1.06443.26.0 	2	92	24	25	0,950	1	1	18229	25	0
		2	92	24	30	0,970	1	1	18229	30	0
		2	92	24	35	0,990	1	1	18229	35	0
		2	92	24	35	0,990	1	1	18229	35	0
	<ul style="list-style-type: none"> • Flat faceplate 24 x 3 mm. • Dead-bolt only • 11 to 17 mm. adjustable latch • ON REQUEST: Lateral bolts item 1.06444.40/41/42 Internal ragged extended bolts item 1.06441.00.0 Internal straight extended bolts item 1.06441.10.0 External bolt connectors item 1.06442.00.0 Extended bolts operated by internal rods item 1.06443.21.0 Extended bolts operated by external rods item 1.06443.26.0 	2	92	24	25	0,700	1	1	48224	25	0
		2	92	24	30	0,720	1	1	48224	30	0
		2	92	24	35	0,740	1	1	48224	35	0
		2	92	24	35	0,740	1	1	48224	35	0
	<ul style="list-style-type: none"> • Flat faceplate 24 x 3 mm. • Latch and dead-bolt • 11 to 17 mm. adjustable latch • ON REQUEST: Lateral bolts item 1.06444.40/41/42 Internal ragged extended bolts item 1.06441.00.0 Internal straight extended bolts item 1.06441.10.0 External bolt connectors item 1.06442.00.0 Extended bolts operated by internal rods item 1.06443.21.0 Extended bolts operated by external rods item 1.06443.26.0 	2	92	24	25	0,780	1	1	48229	25	0
		2	92	24	30	0,800	1	1	48229	30	0
		2	92	24	35	0,820	1	1	48229	35	0
		2	92	24	35	0,820	1	1	48229	35	0

Type	Description	Throws	Centre Distance	Faceplate	Backset	Unit weight 	Pieces 	ITEM			
								Type	Dim.	Hand	Fin.



- Flat faceplate 24 x 3 mm.
- Roller latch and dead-bolt
- 2.5 to 16.5 mm. adjustable roller latch
- ON REQUEST:
Lateral bolts item 1.06444.40/41/42
Internal ragged extended bolts item 1.06441.00.0
Internal straight extended bolts item 1.06441.10.0
External bolt connectors item 1.06442.00.0
Extended bolts operated by internal rods item 1.06443.21.0
Extended bolts operated by external rods item 1.06443.26.0

2	24	25	0,760	1	1	48254	25	0
2	24	30	0,780	1	1	48254	30	0
2	24	35	0,800	1	1	48254	35	0



- Pair of 'modular' lateral locking points with 'flat' faceplate 24 x 3 mm
- Pre-setting for 4th and 5th locking points
- ON REQUEST:
Threaded pin item 1.06449.05.0 for additional locking bolts (4th and 5th locking points)

2	24		2,100	1	1	06444	40	0
---	----	--	-------	---	---	-------	----	---



- Modular' lateral top locking point with 'flat' faceplate 24 x 3 mm
- Pre-setting for 4th locking point
- ON REQUEST:
Threaded pin item 1.06449.05.0 for additional locking bolt

2	24		0,825	2	1	06444	41	0
---	----	--	-------	---	---	-------	----	---



- Modular' lateral bottom locking point with 'flat' faceplate 24 x 3 mm
- Pre-setting for 5th locking point
- ON REQUEST:
Threaded pin item 1.06449.05.0 for additional locking bolt

2	24		0,675	2	1	06444	42	0
---	----	--	-------	---	---	-------	----	---



Technical features:

- Case height 82 mm
- Zinc plated case
- Zinc plated faceplate
- Nickel-plated steel dead-bolt
- Nickel-plated, reversible latch and roller
- Drill resistant protection plate

- Nylon faceplate spacer
- Lock fixing screws
- Instruction sheet

On request:

- Specific striking plates

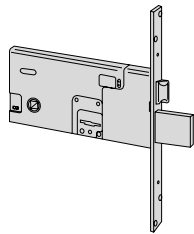
Hand:

0 = Non-hande

Supplied as standard:

- 3 keys item 1.00100.00.0 or item 1.00102.00.0
- Set of nylon key guide escutcheons item 1.06123.03.0
- Set of escutcheon fixing screws:
length 60 mm for the version with key item 1.00100.00.0
length 75 mm for the version with key item 1.00102.00.0

Type	Description	Key item	Throws	Centre Distance	Faceplate Backset	Unit weight Kg	Pieces	ITEM			
								Type	Dim.	Hand	Fin.

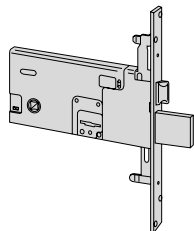


- Dead-bolt and latch



1 00100 00 1

4 67 25 70 1,150 12 1 57312 73 0

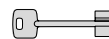


- Dead-bolt and latch
- Pre-arranged for additional locking points
- ON REQUEST:
Internal ragged extended bolts item 1.06451.00.0
Internal straight extended bolts item 1.06451.10.0
External bolt connectors item 1.06452.05.0
Extended bolts operated by internal rods item 1.06453.05.0



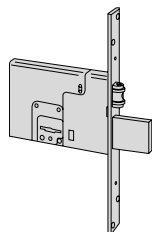
1 00100 00 1

4 67 25 70 1,226 12 1 57317 73 0



1 00102 00 1

4 67 25 70 1,230 12 1 57317 71 0



- Dead-bolt and roller
- 2 to 14.5 mm. adjustable roller



1 00100 00 1

4 25 70 1,025 12 1 57320 73 0

Type	Description	Key item	Throws	Centre Distance	Faceplate	Backset	Unit weight 	Pieces 	ITEM			
									Type	Dim.	Hand	Fin.
	<ul style="list-style-type: none"> • Dead-bolt and roller • 2 to 14.5 mm. adjustable roller • Pre-arranged for additional locking points • ON REQUEST: Internal ragged extended bolts item 1.06451.00.0 Internal straight extended bolts item 1.06451.10.0 External bolt connectors item 1.06452.05.0 Extended bolts operated by internal rods item 1.06453.05.0 	 1 00100 00 1	4	25	70	1,080	12	1	57325	73	0	
		 1 00102 00 1	4	25	70	1,100	12	1	57325	71	0	
	<ul style="list-style-type: none"> • Dead-bolt only • Without drill resistant plate 	 1 00100 00 1	4	25	70	1,075	12	1	57330	73	0	
		 1 00102 00 1	4	25	70	1,140	12	1	57335	73	0	
	<ul style="list-style-type: none"> • Dead-bolt only • Pre-arranged for additional locking points • Without drill resistant plate • ON REQUEST: Internal ragged extended bolts item 1.06451.00.0 Internal straight extended bolts item 1.06451.10.0 External bolt connectors item 1.06452.05.0 Extended bolts operated by internal rods item 1.06453.05.0 	 1 00100 00 1	4	25	70	1,030	12	1	57335	71	0	
		 1 00102 00 1	4	25	70	1,030	12	1	57335	71	0	



Technical features:

- Case height 78 mm
- Zinc plated case
- Stainless steel faceplate
- Nickel-plated steel dead-bolt
- Nickel-plated roller and reversible latch
- Drill resistant protection plate
- Electrical and mechanical versions are interchangeable
- Current absorption 1,7 A
- Voltage 12 V ac CE

Supplied as standard:

- 3 keys item 1.00100.00.0 or item 1.00102.00.0
- Set of nylon key guide escutcheons item 1.06123.03.0
- Rose fastening screws:
 - length 60 mm for the version with key item 1.00100.00.0

- length 75 mm for the version with key item 1.00102.00.0

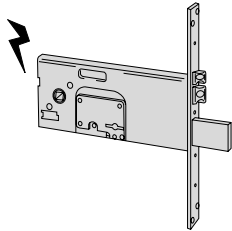

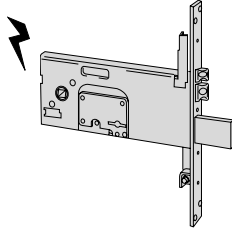


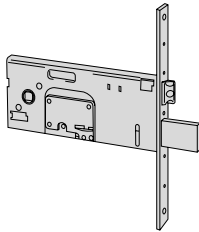

- Set of nylon faceplate spacers item 1.06141.65.0
- Threaded extended bolts connectors
- Lock fixing screws
- Instruction sheet

On request:


- Specific striking plates

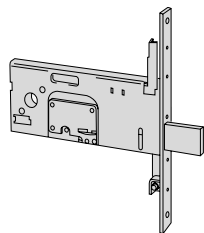
Hand:

0 = Non-hande

Type	Description	Key item	Throws	Centre Distance	Faceplate Backset	Unit weight Kg	Pieces	ITEM				
								Type	Dim.	Hand	Fin.	Pers. Spec.
	<ul style="list-style-type: none"> • Dead-bolt and latch • 12 to 18 mm. adjustable latch and piston • Dead-locking latch • Hold-open latch 	 1 00100 00 1	4	67	22	90	1,330	1	1	17352	90	0
			4	67	22	100	1,385	1	1	17352	10	0
	<ul style="list-style-type: none"> • Dead-bolt and latch • 12 to 18 mm. adjustable latch and piston • Dead-locking latch • Hold-open latch • Pre-arranged for additional locking points • Threaded pivots for fixing extended bolts • ON REQUEST: <ul style="list-style-type: none"> Internal ragged extended bolts item 1.06441.00.0 Internal straight extended bolts item 1.06441.10.0 External bolt connectors item 1.06442.00.0 Extended bolts operated by internal rods item 1.06443.00.0 Extended bolts operated by external rods item 1.06443.05.0 	 1 00100 00 1	4	67	22	90	1,400	1	1	17357	90	0
			4	67	22	100	1,463	1	1	17357	10	0
			4	67	22	90	1,410	1	1	17357	91	0
		 1 00102 00 1	4	67	22	100	1,450	1	1	17357	11	0
	<ul style="list-style-type: none"> • Dead-bolt and latch • 11 to 17 mm. adjustable latch 	 1 00100 00 1	4	67	22	90	1,210	12	1	57352	90	0
			4	67	22	100	1,316	12	1	57352	10	0

Type	Description	Key item	Throws	Centre Distance	Faceplate	Backset	Unit weight 	Pieces 	ITEM			
									Type	Dim.	Hand	Fin.
	<ul style="list-style-type: none"> • Dead-bolt and latch • 11 to 17 mm. adjustable latch • Pre-arranged for additional locking points • Threaded pivots for fixing extended bolts • ON REQUEST: Internal ragged extended bolts item 1.06441.00.0 Internal straight extended bolts item 1.06441.10.0 External bolt connectors item 1.06442.00.0 Extended bolts operated by internal rods item 1.06443.00.0 Extended bolts operated by external rods item 1.06443.05.0 	 1 00100 00 1	4	67	22	90	1,275	12	1	57357	90	0
			4	67	22	100	1,340	12	1	57357	10	0
	<ul style="list-style-type: none"> • Dead-bolt and roller • 2 to 14.5 mm. adjustable roller 	 1 00102 00 1	4	67	22	90	1,305	12	1	57357	91	0
			4	67	22	100	1,355	12	1	57357	11	0
	<ul style="list-style-type: none"> • Dead-bolt and roller • 2 to 14.5 mm. adjustable roller • Pre-arranged for additional locking points • Threaded pivots for fixing extended bolts • ON REQUEST: Internal ragged extended bolts item 1.06441.00.0 Internal straight extended bolts item 1.06441.10.0 External bolt connectors item 1.06442.00.0 Extended bolts operated by internal rods item 1.06443.00.0 Extended bolts operated by external rods item 1.06443.05.0 	 1 00100 00 1	4	22	90	1,145	1,145	12	1	57360	90	0
			4	22	100	1,120	1,120	12	1	57360	10	0
	<ul style="list-style-type: none"> • Dead-bolt and roller • 2 to 14.5 mm. adjustable roller • Pre-arranged for additional locking points • Threaded pivots for fixing extended bolts • ON REQUEST: Internal ragged extended bolts item 1.06441.00.0 Internal straight extended bolts item 1.06441.10.0 External bolt connectors item 1.06442.00.0 Extended bolts operated by internal rods item 1.06443.00.0 Extended bolts operated by external rods item 1.06443.05.0 	 1 00100 00 1	4	22	90	1,225	1,225	12	1	57365	90	0
			4	22	100	1,250	1,250	12	1	57365	10	0
	<ul style="list-style-type: none"> • Dead-bolt only 	 1 00102 00 1	4	22	90	1,230	1,230	12	1	57365	91	0
			4	22	100	1,100	1,100	12	1	57365	11	0
	<ul style="list-style-type: none"> • Dead-bolt only 	 1 00100 00 1	4	22	90	1,129	1,129	12	1	57370	90	0
			4	22	100	1,168	1,168	12	1	57370	10	0

Type	Description	Key item	Throws	Centre Distance	Faceplate Backset	Unit weight Kg	Pieces	ITEM			
								Type	Dim.	Hand	Fin. Pers. Spec.
	<ul style="list-style-type: none"> • Dead-bolt only • Pre-arranged for additional locking points • Threaded pivots for fixing extended bolts • ON REQUEST: <ul style="list-style-type: none"> Internal ragged extended bolts item 1.06441.00.0 Internal straight extended bolts item 1.06441.10.0 External bolt connectors item 1.06442.00.0 Extended bolts operated by internal rods item 1.06443.00.0 Extended bolts operated by external rods item 1.06443.05.0 	 1 00100 00 1	4	22	90	1,185	12	1	57375	90	0
			4	22	100	1,250	12	1	57375	10	0



Type	Description	For series/item	Unit weight Pieces	ITEM			
				Type	Dim.	Hand	Fin.
	<ul style="list-style-type: none"> • Zinc plated cranked internal extended bolts • SUPPLIED AS STANDARD: Set of 8 mm. diameter rods Hardened steel tip 8 mm. item 1.06291.06.0 (2 pcs) Floor striker item 1.06086.01.0 Joining pin item 1.06291.20.0 Guide rods item 1.06224.00.0 (2 pcs) Noise proof bushes item 1.06147.00.0 	16225, 16227, 17357, 18128, 18129, 18225, 18229, 46200, 46220, 46222, 46225, 46227, 46250, 46252, 46260, 46265, 46270, 46275, 48123, 48124, 48128, 48129, 48153, 48154, 48220, 48224, 48225, 48229, 48250, 48254, 57357, 57365, 57375	0,610 12	1	06441	00	0
	<ul style="list-style-type: none"> • Zinc plated straight internal extended bolts • SUPPLIED AS STANDARD: Set of 8 mm. diameter rods Hardened steel tip 8 mm. item 1.06291.06.0 (2 pcs) Floor striker item 1.06086.01.0 Joining pin item 1.06291.20.0 Guide rods item 1.06224.00.0 (2 pcs) Noise proof bushes item 1.06147.00.0 	16225, 16227, 17357, 18128, 18129, 18225, 18229, 46200, 46220, 46222, 46225, 46227, 46250, 46252, 46260, 46265, 46270, 46275, 48123, 48124, 48128, 48129, 48153, 48154, 48220, 48224, 48225, 48229, 48250, 48254, 57357, 57365, 57375	0,566 12	1	06441	10	0
	<ul style="list-style-type: none"> • Zinc plated straight internal extended bolts with screws • SUPPLIED AS STANDARD: Set of 8 mm. diameter rods Hardened steel tip 8 mm. item 1.06291.06.0 (2 pcs) Floor striker item 1.06086.01.0 Set of threaded bushes (M8) item 1.06290.05.0 Joining pin item 1.06291.20.0 Guide rods item 1.06224.00.0 (2 pcs) Noise proof bushes item 1.06147.00.0 	16225, 16227, 17357, 18128, 18225, 18229, 46220, 46222, 46225, 46227, 46250, 46252, 46260, 46270, 48123, 48128, 48153, 48220, 48224, 48225, 48229, 48250, 48254, 57357, 57365, 57375	0,630 12	1	06441	20	0

Type	Description	For series/item	Unit weight Pieces	ITEM				
				Type	Dim.	Hand	Fin.	Pers. Spec.
	<ul style="list-style-type: none"> • Set of controls for external extended bolts 	16225, 16227, 17357, 18225, 18229, 46200, 46220, 46222, 46225, 46227, 46250, 46252, 46260, 46265, 46270, 46275, 48220, 48224, 48225, 48229, 48250, 48254, 57357, 57365, 57375	0,020	12	1	06442	00	0
	<ul style="list-style-type: none"> • Set of lateral extended bolts operated by internal rods • Swing bolts • 22 x 3 mm. stainless steel faceplate • SUPPLIED AS STANDARD: Set of rods diameter 8 mm. Set of faceplate spacers item 1.06141.65.0 Guide rods item 1.06224.00.0 (2 pcs) • Pin connector item 1.06291.20.0 • ON REQUEST: Special striking plates (see Vademecum) Personalised internal extended bolts item 1.06449.00.0 	16225, 16227, 17357, 46200, 46220, 46222, 46225, 46227, 46250, 46252, 46260, 46265, 46270, 46275, 57357, 57365, 57375	0,854	12	1	06443	00	0
	<ul style="list-style-type: none"> • Set of lateral extended bolts operated by external rods • Swing bolts • 22 x 3 mm. stainless steel faceplate • SUPPLIED AS STANDARD: set of external bolt connectors Set of threaded rods • ON REQUEST: Special striking plates (see Vademecum) 	16225, 16227, 17357, 46200, 46220, 46222, 46225, 46227, 46250, 46252, 46260, 46265, 46270, 46275, 57357, 57365, 57375	0,513	12	1	06443	05	0

Type	Description	For series/item	Unit weight Pieces	ITEM				
				Type	Dim.	Hand	Fin.	Pers.
	<ul style="list-style-type: none"> • Pair of lateral locking points operated by inside bolts • Horizontally sliding deadbolts with hardened steel inserts • Stainless steel faceplate 22 x 3 mm • Pre-setting for 4th and 5th locking points • STANDARD SUPPLY: Pair of bolts with diam. 8 mm Pair of under-faceplate spacers item 1.06141.65.0 Guiding clamps item 1.06224.00.0 Connector item 1.06291.20.0 • ON REQUEST: Special striker plates (see Vademecum) Straight inside bolt extensions item 1.06441.10.0 for 4th and 5th locking points Threaded pin for bolt fixing item 1.06449.05.0 Personalized inside bolt extensions item 1.06449.00.0 	18225, 48220, 48225, 48250	1,060	12	1	06443	21	0
	<ul style="list-style-type: none"> • Pair of lateral locking points operated by outside bolts • Horizontally sliding deadbolts with hardened steel inserts • Stainless steel faceplate 22 x 3 mm • Pre-setting for 4th and 5th locking points • STANDARD SUPPLY: Pair of outside bolt controls Pair of threaded pins • ON REQUEST: Special striker plates (see Vademecum) Threaded pin for bolt fixing item 1.06449.05.0 	18225, 48220, 48225, 48250	0,646	12	1	06443	26	0
	<ul style="list-style-type: none"> • Internal extended bolts for personalising lateral locking point distance • SUPPLIED AS STANDARD: Set of rods diameter 8 mm. Set of pins for fixing rods to lateral extended bolts 	1 06443 00 0, 1 06443 21 0	0,495	12	1	06449	00	0
	<ul style="list-style-type: none"> • Threaded rod for fixing extended bolts for 4th and 5th locking points 	1 06443 21 0, 1 06443 26 0, 18526, 48521, 48526, 48551	0,002	50	1	06449	05	0

Type	Description	For series/item	Unit weight Kg	Pieces	ITEM			
					Type	Dim.	Hand	Fin. Pers. Spec.
	<ul style="list-style-type: none"> Additional TOP extended bolt to match: U-shaped faceplate locks Flat faceplate locks (exclusive to profile R 50) SUPPLIED AS STANDARD: Rod Hardened steel rod Guide casing Threaded rod item 1.06449.05.0 Faceplate nylon cover 	18426, 18526, 48421, 48426, 48451, 48521, 48526, 48551	0,187	6	1	06449	10	0
	<ul style="list-style-type: none"> Additional FLOOR extended bolt to match: U-shaped faceplate locks Flat faceplate locks (exclusive to profile R 50) SUPPLIED AS STANDARD: Rod Hardened steel rod Guide casing Threaded rod item 1.06449.05.0 Faceplate nylon cover 	18426, 18526, 48421, 48426, 48451, 48521, 48526, 48551	0,135	6	1	06449	11	0
	<ul style="list-style-type: none"> Zinc plated internal cranked extended bolts SUPPLIED AS STANDARD: Set of rods diameter 8 mm. Hardened steel tip diameter 8 mm. item 1.06291.06.0 (2 pcs) Floor striker item 1.06086.01.0 Joining pin item 1.06291.20.0 Guide rods item 1.06224.00.0 (2 pcs) Noise proof bushes item 1.06147.00.0 	57317, 57325, 57335	0,620	12	1	06451	00	0
	<ul style="list-style-type: none"> Zinc plated internal straight extended bolts SUPPLIED AS STANDARD: Set of rods diameter 8 mm. Hardened steel tip rods diameter 8 mm. item 1.06291.06.0 (2 pcs) Floor striker item 1.06086.01.0 Joining pin item 1.06291.20.0 Guide rods item 1.06224.00.0 (2 pcs) Noise proof bushes item 1.06147.00.0 	57317, 57325, 57335	0,575	12	1	06451	10	0

Type	Description	For series/item	Unit weight 	Pieces 	ITEM			
					Type	Dim.	Hand	Fin.
	<ul style="list-style-type: none"> • Set of controls for external extended bolts 	57317, 57325, 57335	0,034	12	1	06452	05	0
	<ul style="list-style-type: none"> • Set of lateral extended bolts operated by internal rods • Swing bolts • 25 x 3 mm. stainless steel faceplate • SUPPLIED AS STANDARD: Set of rods diameter 8 mm. Guide rods item 1.06224.00.0 (2 pcs) • ON REQUEST: Special striking plates (see Vademecum) Personalised internal rod extended bolts item 1.06419.10.0 	57317, 57325, 57335	0,865	12	1	06453	05	0
	<ul style="list-style-type: none"> • Internal extended bolts for adjusting the distance of lateral locking points • SUPPLIED AS STANDARD: Set of 8 mm. diameter rods Set of pins for fixing bolts onto lateral extended bolts 	1 06453 05 0	0,605	12	1	06419	10	0
	<ul style="list-style-type: none"> • Set of zinc plated internal extended bolts with screws • SUPPLIED AS STANDARD: Set of rods diameter 8 mm. Hardened steel tip diameter 8 mm. item 1.06291.06.0 (2 pcs) Floor striker item 1.06086.01.0 Joining pin item 1.06291.20.0 Guide rods item 1.06224.00.0 (2 pcs) Noise proof bushes item 1.06147.00.0 Set of threaded bushes item 1.06290.00.0 	57317, 57325, 57335	0,604	12	1	07088	00	0

Type	Description	For series/item	Unit weight Kg	Pieces	ITEM				
					Type	Dim.	Hand	Fin.	Pers.
	<ul style="list-style-type: none"> • Black nylon rose 	02400	0,001	100	1	06002	00	0	
	<ul style="list-style-type: none"> • Set of black nylon roses for European profile cylinders 		0,004	100	1	06012	01	0	
	<ul style="list-style-type: none"> • Set of black nylon roses for oval cylinders 		0,004	100	1	06027	01	0	
	<ul style="list-style-type: none"> • Nickel-plated steel screw • ON REQUEST: Brass plated steel (fin. 28) 	1 06119 00 0, 1 06123 00 1, 1 06123 03 0, 1 06123 04 0, 1 06142 00 0, 1 06142 02 0	0,017	50	1	06048	00	0	
	<ul style="list-style-type: none"> • Nickel-plated steel screw 	1 06119 00 0, 1 06123 00 1, 1 06123 03 0, 1 06123 04 0, 1 06142 00 0, 1 06142 02 0	0,004	50	1	06048	01	0	
	<ul style="list-style-type: none"> • Nickel-plated steel screw • ON REQUEST: Brass plated steel (fin. 28) 	1 06119 00 0, 1 06123 00 1, 1 06123 03 0, 1 06123 04 0, 1 06142 00 0, 1 06142 02 0	0,006	50	1	06048	02	0	
	<ul style="list-style-type: none"> • Nickel-plated steel screw • ON REQUEST: Brass plated steel (fin. 28) 	1 06119 00 0, 1 06123 00 1, 1 06123 03 0, 1 06123 04 0, 1 06142 00 0, 1 06142 02 0	0,008	50	1	06048	03	0	
	<ul style="list-style-type: none"> • Zinc plated steel flat striker 	44220, 44221, 44225, 44226	0,050	25	1	06077	16	0	
	<ul style="list-style-type: none"> • Zinc plated steel flat striker 	44220, 44221, 44225, 44226	0,070	25	1	06077	20	0	

Type	Description	For series/item	Unit weight Pieces	ITEM			
				Type	Dim.	Hand	Fin.
	• Zinc plated steel flat striker	44230, 44231, 44235, 44236	0,052 25	1	06078	16	0
	• Zinc plated steel flat striker	44230, 44231, 44235, 44236	0,070 25	1	06078	20	0
	• Zinc plated steel flat striker	44240, 44241, 44245, 44246	0,030 25	1	06079	16	0
	• Zinc plated steel flat striker	44240, 44241, 44245, 44246	0,045 25	1	06079	20	0
	• Zinc plated steel flat striker	44360, 44361, 44460, 44461	0,037 25	1	06079	77	0
	• Zinc plated steel flat striker	44237, 44238	0,025 25	1	06080	16	0
	• Zinc plated steel flat striker	44237, 44238	0,034 25	1	06080	20	0
	• Brass floor striker diameter 11 mm. • FOR: extended bolts with rods diameter 10 mm.	1 06415 00 0, 1 06441 15 0, 1 07088 03 0, 43090, 43190, 43690, 46445, 52526, 53131, 53137, 53151, 53157, 56255, 57015, 57019, 57020, 57024, 57033, 57055, 57215, 57217, 57255, 57259, 57265, 57296, 57831, 57837, 57851, 57857	0,016 12	1	06086	00	0
	• Brass floor striker, diameter 9 mm. • USED FOR: Internal extended bolts with 8 mm. diameter rods	1 06441 00 0, 1 06441 10 0, 1 06441 20 0, 1 06451 00 0, 1 06451 10 0, 1 07088 00 0	0,013 12	1	06086	01	0

Type	Description	For series/item	Unit weight Kg	Pieces	ITEM				
					Type	Dim.	Hand	Fin.	Pers. Spec.
	<ul style="list-style-type: none"> • Brass floor striker with spring dust-cover, diameter 12 mm. • USED FOR: Internal extended bolts with 8 mm. diameter rods multi-point locks series 46445 Extended bolt for Multitop item 1.06449.11.0 		0,020	12	1	06086	02	0	
	<ul style="list-style-type: none"> • Nylon push-button for electric locks 		0,020	12	1	06110	10	0	
	<ul style="list-style-type: none"> • Set of chrome-plated brass key guides • AVAILABLE FINISHES: Polished brass (fin. 67) 	17352, 17357, 57312, 57317, 57320, 57325, 57330, 57335, 57352, 57357, 57360, 57365, 57370, 57375	0,038	5	1	06123	00	1	
	<ul style="list-style-type: none"> • Set of nylon key guides 	17352, 17357, 57312, 57317, 57320, 57325, 57330, 57335, 57352, 57357, 57360, 57365, 57370, 57375	0,035	5	1	06123	03	0	
	<ul style="list-style-type: none"> • Set of nylon faceplate spacers (8 mm.) for Alpha and Esdra Doors Shops profiles • Fitting both mid-rail horizontal locks and narrow frame upright locks 		0,010	25	1	06141	52	0	
	<ul style="list-style-type: none"> • Set of nylon faceplate spacers (2 mm.) 	44200, 44600	0,002	25	1	06141	53	0	
	<ul style="list-style-type: none"> • Nylon roller insert for striking plates of locks series 44600 		0,003	25	1	06141	55	0	
	<ul style="list-style-type: none"> • Nylon faceplate spacer (2.5 mm.) for mid-rail locks with 16 and 20 mm. faceplate 		0,011	25	1	06141	57	0	
	<ul style="list-style-type: none"> • Nylon faceplate spacer (5 mm.) for locks with 16 and 20 mm. faceplate 		0,016	25	1	06141	63	0	

Type	Description	For series/item	Unit weight Pieces	ITEM			
				Type	Dim.	Hand	Fin.
	<ul style="list-style-type: none"> • Set of nylon faceplate spacers (5 mm.) for locks and upright locks 		0,003 25	1	06141	65 0	
	<ul style="list-style-type: none"> • Nylon faceplate spacer (3 mm.) for locks with 16 and 20 mm. faceplate 		0,010 25	1	06141	66 0	
	<ul style="list-style-type: none"> • Nylon faceplate spacer (3 mm.) for locks with 16 and 20 mm. faceplate 		0,010 25	1	06141	67 0	
	<ul style="list-style-type: none"> • Set of nylon faceplate spacers (3 mm.) 	16200, 17000, 18200, 46200, 48200, 57000	0,005 25	1	06141	68 0	
	<ul style="list-style-type: none"> • Set of nylon faceplate spacers (2 mm.) 	16200, 17000, 18200, 46200, 48200, 57000	0,001 25	1	06141	69 0	
	<ul style="list-style-type: none"> • Nylon roller insert 	1 06463 04 0, 1 06463 06 0, 1 06463 07 0, 1 06463 14 0, 1 06463 16 0, 1 06463 17 0, 1 06465 04 0, 1 06465 06 0, 1 06465 07 0, 1 06465 08 0, 1 06465 09 0, 1 06465 10 0	0,004 12	1	06141	70 0	
	<ul style="list-style-type: none"> • Nylon roller insert 	1 06463 05 0, 1 06463 08 0, 1 06463 09 0, 1 06463 15 0, 1 06463 18 0, 1 06463 19 0, 1 06463 21 0, 1 06463 22 0, 1 06463 23 0, 1 06463 31 0, 1 06463 32 0, 1 06463 33 0, 1 06465 02 0, 1 06465 03 0, 1 06465 05 0, 1 06465 21 0, 1 06465 22 0, 1 06465 23 0	0,003 12	1	06141	71 0	

Type	Description	For series/item	Unit weight Kg	Pieces	ITEM			
					Type	Dim.	Hand	Fin.
	<ul style="list-style-type: none"> Nylon cover for Ekip Blindo profile 	1 06463 09 0, 1 06463 19 0, 1 06465 03 0	0,008	12	1	06141 72 0		
	<ul style="list-style-type: none"> Nylon cover for DOUBLE-LEAF Ekip 50 door profile 	1 06463 05 0, 1 06463 15 0, 1 06465 05 0	0,010	12	1	06141 74 0		
	<ul style="list-style-type: none"> Nylon roller insert 	1 06141 40 0, 1 06141 41 0, 1 06141 42 0, 1 06141 43 0, 1 06141 44 0, 1 06141 46 0	0,002	12	1	06141 75 0		
	<ul style="list-style-type: none"> Nylon roller insert 	1 06285 30 0, 1 06285 32 0, 1 06285 34 0, 1 06285 36 0, 1 06285 38 0, 1 06285 40 0, 1 06285 42 0, 1 06285 44 0	0,002	12	1	06141 76 0		
	<ul style="list-style-type: none"> Striking plate spacer (1,5 mm.) 	1 06285 36 0, 1 06463 04 0, 1 06463 14 0, 1 06465 04 0, 1 06465 08 0, 1 06465 14 0	0,005	25	1	06141 77 0		
	<ul style="list-style-type: none"> Nylon faceplate spacer (3 mm.) 	16200, 18200, 46200, 48200	0,020	12	1	06141 78 0		
	<ul style="list-style-type: none"> Nylon cover for thermal cut profiles For outward opening doors 	1 06141 40 0, 1 06285 36 0, 1 06463 04 0, 1 06463 14 0, 1 06465 04 0, 1 06465 14 0	0,019	25	1	06141 79 0		

Type	Description	For series/item	Unit weight Pieces	ITEM			
				Type	Dim.	Hand	Fin.
	<ul style="list-style-type: none"> • Upper striker for extended bolt • Black nylon 	1 07089 52 0	0,022 25	1	06141	80	0
	<ul style="list-style-type: none"> • Nylon roller insert 	1 06278 06 0, 1 06278 28 0	0,002 25	1	06141	82	0
	<ul style="list-style-type: none"> • Set of nylon faceplate spacers (5 mm.) for profile R35, for band locks and upright locks 		0,004 25	1	06141	83	0
	<ul style="list-style-type: none"> • Nylon faceplate spacer (3 mm.) 	1 05020 00 0	0,012 25	1	06141	84	0
	<ul style="list-style-type: none"> • Nylon faceplate spacer (3 mm.) 	1 05021 00 1, 1 05021 00 2	0,025 25	1	06141	85	0
	<ul style="list-style-type: none"> • Nylon roller insert 	1 06232 05 0, 1 06461 25 0, 1 06461 30 0, 1 06461 35 0, 1 06461 40 0, 1 06461 45 0	0,002 12	1	06141	86	0
	<ul style="list-style-type: none"> • Set of additional spacers for cylinder protection roses for profiles wider than 63 mm. • Spacers from 2 mm. (11 pieces) • Screws M5 x 110 mm. (2 pieces) 	1 06460 05 0, 1 06460 06 0	0,145 1	1	06141	87	0

Type	Description	For series/item	Unit weight Kg	Pieces	ITEM				
					Type	Dim.	Hand	Fin.	Pers.
	<ul style="list-style-type: none"> Noise proof bushes for bolts diameter 8.5 mm. (2 pieces) diameter 10 mm. (1 piece) 	1 06441 00 0, 1 06441 10 0, 1 06441 20 0, 1 06451 00 0, 1 06451 10 0, 1 07088 00 0	0,004	25	1	06147	00	0	
	<ul style="list-style-type: none"> Noise proof bushes for bolts diameter 10 mm. (1 piece) 	1 06441 00 0, 1 06441 10 0, 1 06441 20 0, 1 06451 00 0, 1 06451 10 0, 1 07088 00 0	0,001	100	1	06147	01	0	
	<ul style="list-style-type: none"> Zinc plated steel flat striker 	44620, 44621, 44625, 44626, 44640	0,096	25	1	06157	00	0	
	<ul style="list-style-type: none"> Zinc plated steel flat striker 	44630, 44635	0,100	25	1	06167	00	0	
	<ul style="list-style-type: none"> Nylon guide rod 	1 06441 00 0, 1 06441 10 0, 1 06441 20 0, 1 06443 00 0, 1 06443 20 0, 1 06451 00 0, 1 06451 10 0, 1 06453 05 0, 1 07088 00 0	0,003	25	1	06224	00	0	
	<ul style="list-style-type: none"> Zinc plated steel flat striker Includes a pair of spacers item 1.06141.65.0 (roller insert item. 1.06141.86.0) 	44600, 46000	0,065	25	1	06232	05	0	
	<ul style="list-style-type: none"> Zinc plated steel flat striker Includes a pair of spacers item 1.06141.65.0 	1 06443 00 0, 1 06443 05 0, 1 06453 05 0	0,069	25	1	06232	06	0	
	<ul style="list-style-type: none"> Zinc-plated steel faceplate 	46215, 46217, 46225, 46227, 46315, 46325, 46327	0,069	25	1	06232	20	0	
	<ul style="list-style-type: none"> Stainless steel faceplate (25 mm.) 	46215, 46217, 46225, 46227	0,141	12	1	06233	00	0	

Type	Description	For series/item	Unit weight	Pieces	ITEM				
					Type	Dim.	Hand	Fin.	Pers. Spec.
	<ul style="list-style-type: none"> Stainless steel faceplate (25 mm.) 	16215, 16217, 16225, 16227	0,160	12	1	06233	01	0	
	<ul style="list-style-type: none"> Stainless steel faceplate (25 mm.) 	46230, 46250, 46252	0,130	12	1	06233	02	0	
	<ul style="list-style-type: none"> Stainless steel faceplate (25 mm.) 	46200, 46210, 46212, 46220, 46222, 46240, 46260, 46265	0,144	12	1	06233	03	0	
	<ul style="list-style-type: none"> Set of threaded bushes (M5) in nylon 	1 07088 00 0, 57317, 57325, 57335	0,010	12	1	06290	00	0	
	<ul style="list-style-type: none"> Set of threaded bushes (M8) in metal 	1 06441 20 0, 16325, 17358, 46320, 46322, 46325, 46327, 57358, 57378	0,050	12	1	06290	05	0	
	<ul style="list-style-type: none"> Pair of threaded steel bushings (M8), anti-unscrewing 	46300, 46302, 46365, 46375, 56016, 57016, 57035, 57226, 57318, 57336	0,025	25	1	06290	10	0	
	<ul style="list-style-type: none"> Zinc plated steel saw resistant rod diameter 8 mm. Lateral push resistance KN 8 	1 06441 00 0, 1 06441 10 0, 1 06441 20 0, 1 06451 00 0, 1 06451 10 0, 1 07088 00 0	0,036	12	1	06291	01	0	
	<ul style="list-style-type: none"> Zinc plated hardened steel single-piece rod diameter 8 mm. Lateral push resistance KN 14 	1 06441 00 0, 1 06441 10 0, 1 06441 20 0, 1 06451 00 0, 1 06451 10 0, 1 07088 00 0	0,038	12	1	06291	06	0	
	<ul style="list-style-type: none"> Zinc plated steel pin connector 	1 06415 00 0, 1 06416 00 0, 1 06441 00 0, 1 06441 10 0, 1 06441 15 0, 1 06441 20 0, 1 06451 00 0, 1 06451 10 0, 1 07088 00 0, 1 07088 03 0	0,016	12	1	06291	20	0	

Type	Description	For series/item	Unit weight Pieces	ITEM				
				Type	Dim.	Hand	Fin.	Pers.
	<ul style="list-style-type: none"> Lock protection plate to increase drill resistance 	18128, 18129, 18229, 48123, 48124, 48128, 48129, 48153, 48154, 48224, 48229, 48254	0,100	6	1	06436	10	0
	<ul style="list-style-type: none"> Lock protective plate to improve drill resistance for lateral key 	1 06444 30 0, 1 06444 31 0, 1 06444 32 0, 1 06444 35 0, 1 06444 36 0, 1 06444 37 0, 1 06444 40 0, 1 06444 41 0, 1 06444 42 0	0,100	6	1	06436	11	0
	<ul style="list-style-type: none"> Stainless steel flat striking plate 25 x 3 mm. 	1 06443 00 0, 1 06443 05 0, 1 06453 05 0, 46200, 46210, 46212, 46220, 46222, 46240, 46260, 46265, 46420, 46520	0,057	12	1	06459	01	0
	<ul style="list-style-type: none"> Stainless steel flat striking plate 25 x 1.5 mm. 	1 06443 00 0, 1 06443 05 0, 1 06453 05 0, 46200, 46210, 46212, 46220, 46222, 46240, 46260, 46265, 46420, 46520	0,034	12	1	06459	02	0
	<ul style="list-style-type: none"> Sinterised stainless steel cylinder protection rose 	16000, 46000	0,125	1	1	06460	00	0

Type	Description	For series/item	Unit weight Pieces	ITEM			
				Type	Dim.	Hand	Fin.
	<ul style="list-style-type: none"> Protection rose for cylinders RS3, ASTRAL (with long key, special execution CL), and ASIX, in chrome plated carbonitrited steel complete with: spacers 2 mm. (16 pieces), 1 mm. (2 pieces) screws M5 x 73 mm. inside escutcheon AVAILABLE FINISHES: gold polished steel (fin. 15) 	18000, 48000	0,485	1	1	06460 05 0	
			0,485	1	1	06460 05 0 15	
	<ul style="list-style-type: none"> Protection rose for cylinders SP and TSP ((with long key, special execution CL), in chrome plated carbonitrited steel complete with: spacers 2 mm. (16 pieces), 1 mm. (2 pieces) screws M5 x 73 mm. inside escutcheon AVAILABLE FINISHES: gold polished steel (fin. 15) 	18000, 48000	0,490	1	1	06460 06 0	
			0,485	1	1	06460 06 0 15	
	<ul style="list-style-type: none"> Stainless steel flat striking plate 25 x 3 mm. 	46215, 46217, 46225, 46227, 46425, 46435, 46445, 46525, 46625, 46725	0,082	12	1	06461 01 0	
	<ul style="list-style-type: none"> Stainless steel flat striking plate 25 x 1.5 mm. 	46215, 46217, 46225, 46227, 46425, 46435, 46445, 46525, 46625, 46725	0,050	12	1	06461 02 0	
	<ul style="list-style-type: none"> Stainless steel flat striking plate 25 x 1.5 mm. 	18128, 18129, 18225, 18229, 18426, 18526, 48128, 48129, 48225, 48229, 48426, 48526	0,053	12	1	06461 07 0	
	<ul style="list-style-type: none"> Stainless steel flat striking plate 25 x 1.5 mm. 	1 06444 30 0, 1 06444 31 0, 1 06444 32 0, 1 06444 35 0, 1 06444 36 0, 1 06444 37 0, 1 06444 40 0, 1 06444 41 0, 1 06444 42 0, 48123, 48124, 48220, 48224, 48421, 48521	0,034	12	1	06461 08 0	

Type	Description	For series/item	Unit weight Pieces	ITEM			
				Type	Dim.	Hand	Fin. Pers. Spec.
	<ul style="list-style-type: none"> Stainless steel flat striking plate 25 x 3 mm. 	46230, 46250, 46252, 46450, 46550, 46650, 46750	0,085 12	1	06461	11	0
	<ul style="list-style-type: none"> Stainless steel flat striker plate 36x2 mm for FORSTER "UNICO" profile for Multitop locks with latch+deadb and roller+deadb 		0,080 12	1	06461	17	0
	<ul style="list-style-type: none"> Stainless steel flat striker plate 36x2 mm for FORSTER "UNICO" profile for Multitop lock diverting devices 		0,046 12	1	06461	18	0
	<ul style="list-style-type: none"> Stainless steel flat striking plate 25 x 3 mm. 	57320, 57325, 57360, 57365	0,075 12	1	06461	20	0
	<ul style="list-style-type: none"> Stainless steel flat striking plate 25 x 3 mm. 	57312, 57317, 57330, 57335, 57352, 57357, 57370, 57375	0,067 12	1	06461	21	0
	<ul style="list-style-type: none"> Stainless steel "U" striker plate 24x6 mm for locks with latch/roller and swing bolt (roller insert item 1.06141.85.0) 		0,098 12	1	06461	25	0
	<ul style="list-style-type: none"> Stainless steel "U" striker plate 24x6 mm for locks with swing bolt only 		0,065 12	1	06461	26	0
	<ul style="list-style-type: none"> Stainless steel flat striking plate 24 x 3 mm. For roller locks use nylon insert item 1.06141.86.0 	18128, 18129, 18225, 18229, 18426, 18526, 48128, 48129, 48153, 48154, 48225, 48229, 48250, 48254, 48426, 48451, 48526, 48551	0,093 12	1	06461	30	0

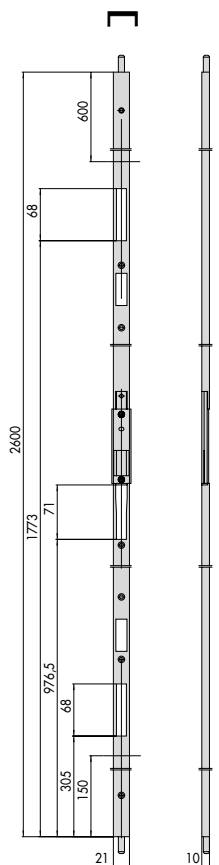
Type	Description	For series/item	Unit weight Pieces	ITEM			
				Type	Dim.	Hand	Fin.
	<ul style="list-style-type: none"> Stainless steel flat striking plate 24 x 3 mm. 	1 06443 21 0, 1 06443 26 0, 1 06444 30 0, 1 06444 31 0, 1 06444 32 0, 1 06444 35 0, 1 06444 36 0, 1 06444 37 0, 1 06444 40 0, 1 06444 41 0, 1 06444 42 0, 48123, 48124, 48220, 48224, 48421, 48521	0,065	12	1	06461	31 0
	<ul style="list-style-type: none"> Stainless steel U-shaped striking plate 24 x 6 mm. For roller locks use nylon insert item 1.06141.86.0 	18128, 18129, 18225, 18229, 18426, 18526, 48128, 48129, 48153, 48154, 48225, 48229, 48250, 48254, 48426, 48451, 48526, 48551	0,098	12	1	06461	35 0
	<ul style="list-style-type: none"> Stainless steel U-shaped striking plate 24 x 6 mm. 	1 06443 21 0, 1 06443 26 0, 1 06444 30 0, 1 06444 31 0, 1 06444 32 0, 1 06444 35 0, 1 06444 36 0, 1 06444 37 0, 1 06444 40 0, 1 06444 41 0, 1 06444 42 0, 48123, 48124, 48220, 48224, 48421, 48521	0,065	12	1	06461	36 0
	<ul style="list-style-type: none"> Stainless steel flat striking plate 24 x 3 mm. with dead-bolt protection case For roller locks use nylon insert item 1.06141.86.0 	18128, 18129, 18225, 18229, 18426, 18526, 48128, 48129, 48153, 48154, 48225, 48229, 48250, 48254, 48426, 48451, 48526, 48551	0,182	12	1	06461	40 0

Type	Description	For series/item	Unit weight Kg	Pieces	ITEM			
					Type	Dim.	Hand	Fin. Pers. Spec.
	<ul style="list-style-type: none"> Stainless steel flat striking plate 24 x 3 mm. with dead-bolt protection case 	1 06443 21 0, 1 06443 26 0, 1 06444 30 0, 1 06444 31 0, 1 06444 32 0, 1 06444 35 0, 1 06444 36 0, 1 06444 37 0, 1 06444 40 0, 1 06444 41 0, 1 06444 42 0, 48123, 48124, 48220, 48224, 48421, 48521	0,155	12	1 06461 41 0			
	<ul style="list-style-type: none"> Stainless steel U-shaped striking plate 24 x 6 mm. For roller locks use nylon insert item 1.06141.86.0 	18128, 18129, 18225, 18229, 18426, 18526, 48128, 48129, 48153, 48154, 48225, 48229, 48250, 48254, 48426, 48451, 48526, 48551	0,182	12	1 06461 45 0			
	<ul style="list-style-type: none"> Stainless steel U-shaped striking plate 24 x 6 mm. 	1 06443 21 0, 1 06443 26 0, 1 06444 30 0, 1 06444 31 0, 1 06444 32 0, 1 06444 35 0, 1 06444 36 0, 1 06444 37 0, 1 06444 40 0, 1 06444 41 0, 1 06444 42 0, 48123, 48124, 48220, 48224, 48421, 48521	0,162	12	1 06461 46 0			
	<ul style="list-style-type: none"> Stainless steel U-shaped striking plate 25 x 6 mm with nylon slide 	16205, 16207, 16215, 16217, 16225, 16227, 16425, 16435, 16445, 16525, 16625, 16725	0,077	12	1 06462 01 0			
	<ul style="list-style-type: none"> Stainless steel U-shaped striking plate 25 x 6 mm. 	17352, 17357, 57352, 57357, 57370, 57375	0,058	12	1 06462 20 0			

Type	Description	For series/item	Unit weight Pieces	ITEM				
				Type	Dim.	Hand	Fin.	Pers. Spec.
	<ul style="list-style-type: none"> • Brass oval inside escutcheon for European profile cylinders • Finish Transparent varnished polished brass 		0,100	12	1	06473	20	0
	<ul style="list-style-type: none"> • Brass oval inside escutcheon for European profile cylinders • Finish Nickel-plated, satin finished and chrome brass 		0,100	12	1	06473	20	0 B1
	<ul style="list-style-type: none"> • Brass oval inside escutcheon for European profile cylinders with adjustable shaft • Finish Transparent varnished polished brass 		0,100	12	1	06473	30	0
	<ul style="list-style-type: none"> • Brass oval inside escutcheon for European profile cylinders with adjustable shaft • Finish Nickel-plated, satin finished and chrome brass 		0,100	12	1	06473	30	0 B1
	<ul style="list-style-type: none"> • Set of nylon contacts for electric locks complete with spacers: 2 mm. (6 pieces) 5 mm. (1 piece) 		0,047	6	1	06511	00	0
	<ul style="list-style-type: none"> • Set of coils • 12 V ac CE 	14010, 14011, 14012, 14017	0,030	6	1	07013	00	0
	<ul style="list-style-type: none"> • Zinc plated steel flat striker 	44210	0,035	25	1	07027	00	0
	<ul style="list-style-type: none"> • Zinc plated steel flat striker 	45010, 45110	0,035	25	1	07028	00	0
	<ul style="list-style-type: none"> • Brass flat striker 	45100	0,035	25	1	07028	10	0

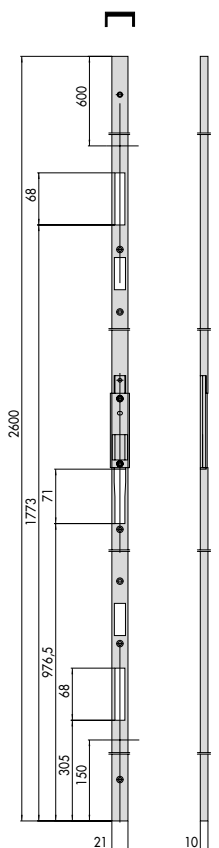
Type	Description	For series/item	Unit weight Kg	Pieces	ITEM				
					Type	Dim.	Hand	Fin.	Pers.
	<ul style="list-style-type: none"> • Zinc plated steel flat striker 	45012, 45017, 45027	0,040	25	1	07028	05	0	
	<ul style="list-style-type: none"> • Set of coils • 12 V ac CE 	14020, 14021	0,027	6	1	07047	00	0	
	<ul style="list-style-type: none"> • Set of coils • 24 V ac CE 	14020, 14021	0,027	6	1	07047	01	0	
	<ul style="list-style-type: none"> • Set of coils • 12 V ac CE 	14350, 14351, 14352, 14450, 14451, 14452, 14460, 14461, 14462, 14510, 14511, 14512, 15500, 16000, 17500, 18000	0,035	6	1	07086	00	0	
	<ul style="list-style-type: none"> • Set of coils • 24 V ac CE 	14350, 14351, 14352, 14450, 14451, 14452, 14460, 14461, 14462, 14510, 14511, 14512, 15500, 16000, 17500, 18000	0,035	6	1	07086	01	0	
	<ul style="list-style-type: none"> • Set of coils • 12 V ac CE 	17352, 17353, 17357, 17358	0,035	6	1	07128	00	0	
	<ul style="list-style-type: none"> • Set of coils • 24 V ac CE 	17352, 17353, 17357, 17358	0,035	6	1	07128	01	0	

Type	Description	For series/item	Unit weight 	Pieces 	ITEM			
					Type	Dim.	Hand	Fin.



- FOR DOUBLE-LEAF DOORS
- Adjustable striking plate with 21 x 10 mm. U-shaped faceplate, black electrically coloured, height 2.600 mm.
top adjustment 650 mm.
bottom adjustment 150 mm.
- For use with locks with U-shaped faceplate
- Lateral adjustment
- Thickness adjustment
- Top/bottom locking points
- Top striker item 1.06141.80.0
- ON REQUEST:
floor striker item 1.06086.00.0
- floor striker with dust cover item 1.06086.02.0

16425, 16625, 1,100 1 1 06400 00 0
 46420, 46425,
 46435, 46445,
 46450, 46625,
 46650



- FOR SINGLE-LEAF DOORS
- Adjustable striking plate with 21 x 10 mm. U-shaped faceplate, black electrically coloured, height 2.600 mm.
top adjustment 600 mm.
bottom adjustment 150 mm.
- For use with locks with U-shaped faceplate
- Lateral adjustment
- Thickness adjustment

16425, 16625, 0,840 1 1 06401 00 0
 46420, 46425,
 46435, 46445,
 46450, 46625,
 46650

Type	Description	For series/item	Unit weight Pieces	ITEM				
				Type	Dim.	Hand	Fin.	Pers.
	<ul style="list-style-type: none"> • Lateral adjustment • Thickness adjustment • For roller locks use nylon insert item 1.06141.70.0 	16205, 16215, 16225, 16425, 16525, 16625, 16725, 46200, 46210, 46215, 46220, 46225, 46230, 46250, 46420, 46425, 46435, 46445, 46450, 46520, 46525, 46550, 46625, 46650, 46725, 46750	0,163	12	1	06463	04	0
	<ul style="list-style-type: none"> • Lateral adjustment • For roller locks use nylon insert item 1.06141.71.0 	16205, 16215, 16225, 16425, 16525, 16625, 16725, 46200, 46210, 46215, 46220, 46225, 46230, 46250, 46420, 46425, 46435, 46445, 46450, 46520, 46525, 46550, 46625, 46650, 46725, 46750	0,173	12	1	06463	05	0
	<ul style="list-style-type: none"> • Lateral adjustment • For roller locks use nylon insert item 1.06141.70.0 	16205, 16215, 16225, 16425, 16525, 16625, 16725, 46200, 46210, 46215, 46220, 46225, 46230, 46250, 46420, 46425, 46435, 46445, 46450, 46520, 46525, 46550, 46625, 46650, 46725, 46750	0,166	12	1	06463	06	0
	<ul style="list-style-type: none"> • Lateral adjustment • For roller locks use nylon insert item 1.06141.70.0 	16205, 16215, 16225, 16425, 16525, 16625, 16725, 46200, 46210, 46215, 46220, 46225, 46230, 46250, 46420, 46425, 46435, 46445, 46450, 46520, 46525, 46550, 46625, 46650, 46725, 46750	0,160	12	1	06463	07	0

Type	Description	For series/item	Unit weight 	Pieces 	ITEM				
					Type	Dim.	Hand	Fin.	Pers. Spec.
	<ul style="list-style-type: none"> For roller locks use nylon insert item 1.06141.71.0 	16205, 16215, 16225, 16425, 16525, 16625, 16725, 46200, 46210, 46215, 46220, 46225, 46230, 46250, 46420, 46425, 46435, 46445, 46450, 46520, 46525, 46550, 46625, 46650, 46725, 46750	0,150	12	1	06463	09	0	
	<ul style="list-style-type: none"> Lateral adjustment Thickness adjustment For roller locks use nylon insert item 1.06141.70.0 	18128, 18129, 18225, 18229, 18426, 18526, 48128, 48129, 48153, 48154, 48225, 48229, 48250, 48254, 48426, 48451, 48526, 48551	0,158	12	1	06463	14	0	
	<ul style="list-style-type: none"> Lateral adjustment Thickness adjustment For roller locks use nylon insert item 1.06141.71.0 	18128, 18129, 18225, 18229, 18426, 18526, 48128, 48129, 48153, 48154, 48225, 48229, 48250, 48254, 48426, 48451, 48526, 48551	0,190	12	1	06463	15	0	
	<ul style="list-style-type: none"> Lateral adjustment Thickness adjustment For roller locks use nylon insert item 1.06141.70.0 	18128, 18129, 18225, 18229, 18426, 18526, 48128, 48129, 48153, 48154, 48225, 48229, 48250, 48254, 48426, 48451, 48526, 48551	0,180	12	1	06463	16	0	
	<ul style="list-style-type: none"> Lateral adjustment For roller locks use nylon insert item 1.06141.70.0 	18128, 18129, 18225, 18229, 18426, 18526, 48128, 48129, 48153, 48154, 48225, 48229, 48250, 48254, 48426, 48451, 48526, 48551	0,170	12	1	06463	17	0	

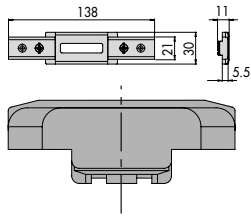
Type	Description	For series/item	Unit weight Kg	Pieces	ITEM			
					Type	Dim.	Hand	Fin.
	<ul style="list-style-type: none"> For roller locks use nylon insert item 1.06141.71.0 	18128, 18129, 18225, 18229, 18426, 18526, 48128, 48129, 48153, 48154, 48225, 48229, 48250, 48254, 48426, 48451, 48526, 48551	0,170	12	1	06463	19	0
	<ul style="list-style-type: none"> Lateral adjustment 8 mm For roller locks use nylon insert item 1.06141.71.0 PROFILES: R40, R50TT, NEW TEC 52 SOR TT, etc. 	16205, 16215, 16225, 16425, 16525, 16625, 16725, 46200, 46210, 46215, 46220, 46225, 46230, 46250, 46420, 46425, 46435, 46445, 46450, 46520, 46525, 46550, 46625, 46650, 46725, 46750	0,185	12	1	06463	21	0
	<ul style="list-style-type: none"> REPLACES ITEM 1.06463.08.0 Lateral adjustment 4 mm Central part in lacquered steel For roller locks use nylon insert item 1.06141.71.0 	16205, 16215, 16225, 16425, 16525, 16625, 16725, 46200, 46210, 46215, 46220, 46225, 46230, 46250, 46420, 46425, 46435, 46445, 46450, 46520, 46525, 46550, 46625, 46650, 46725, 46750	0,130	12	1	06463	22	0
	<ul style="list-style-type: none"> IDEM Central part in stainless steel 		0,129	12	1	06463	23	0
	<ul style="list-style-type: none"> Lateral adjustment 8 mm For roller locks use nylon insert item 1.06141.71.0 PROFILES: R40, R50TT, NEW TEC 52 SOR TT, etc. 	18128, 18129, 18225, 18229, 18426, 18526, 48128, 48129, 48153, 48154, 48225, 48229, 48250, 48254, 48426, 48451, 48526, 48551	0,230	12	1	06463	31	0

Type	Description	For series/item	Unit weight Pieces	ITEM				
				Type	Dim.	Hand	Fin.	Pers. Spec.
	<ul style="list-style-type: none"> REPLACES ITEM 1.06463.18.0 Lateral adjustment 4 mm Central part in lacquered steel For roller locks use nylon insert item 1.06141.71.0 	18128, 18129, 18225, 18229, 18426, 18526, 48128, 48129, 48153, 48154, 48225, 48229, 48250, 48254, 48426, 48451, 48526, 48551	0,145	12	1	06463	32	0
	<ul style="list-style-type: none"> IDEM Central part in stainless steel 		0,141	12	1	06463	33	0
	<ul style="list-style-type: none"> For roller locks use nylon insert item 1.06141.71.0 	1 06443 00 0, 1 06443 05 0, 1 06453 05 0, 46200, 46210, 46220, 46420, 46520, 48123, 48220, 48224, 48420, 48520, 57330, 57335, 57370, 57375	0,053	12	1	06465	02	0
	<ul style="list-style-type: none"> For roller locks use nylon insert item 1.06141.71.0 	1 06443 00 0, 1 06443 05 0, 1 06453 05 0, 17352, 17357, 46200, 46210, 46220, 46420, 46520, 48123, 48220, 48224, 48420, 48520, 57312, 57317, 57320, 57325, 57330, 57335, 57352, 57357, 57360, 57365, 57370, 57375	0,108	12	1	06465	03	0
	<ul style="list-style-type: none"> Lateral adjustment Thickness adjustment For roller locks use nylon insert item 1.06141.70.0 	1 06443 00 0, 1 06443 05 0, 1 06453 05 0, 17352, 17357, 46200, 46210, 46220, 46420, 46520, 48123, 48220, 48224, 48420, 48520, 57312, 57317, 57320, 57325, 57330, 57335, 57352, 57357, 57360, 57365, 57370, 57375	0,125	12	1	06465	04	0

Type	Description	For series/item	Unit weight Kg	Pieces	ITEM			
					Type	Dim.	Hand	Fin.
	<ul style="list-style-type: none"> • Lateral adjustment • For roller locks use nylon insert item 1.06141.71.0 	1 06443 00 0, 1 06443 05 0, 1 06453 05 0, 17352, 17357, 46200, 46210, 46220, 46420, 46520, 48123, 48220, 48224, 48420, 48520, 57312, 57317, 57320, 57325, 57330, 57335, 57352, 57357, 57360, 57365, 57370, 57375	0,125	12	1	06465	05	0
	<ul style="list-style-type: none"> • Lateral adjustment • For roller locks use nylon insert item 1.06141.70.0 	1 06443 00 0, 1 06443 05 0, 1 06453 05 0, 17352, 17357, 46200, 46210, 46220, 46420, 46520, 48123, 48220, 48224, 48420, 48520, 57312, 57317, 57320, 57325, 57330, 57335, 57352, 57357, 57360, 57365, 57370, 57375	0,122	12	1	06465	06	0
	<ul style="list-style-type: none"> • Lateral adjustment • For roller locks use nylon insert item 1.06141.70.0 	1 06443 00 0, 1 06443 05 0, 1 06453 05 0, 17352, 17357, 46200, 46210, 46220, 46420, 46520, 48123, 48220, 48224, 48420, 48520, 57312, 57317, 57320, 57325, 57330, 57335, 57352, 57357, 57360, 57365, 57370, 57375	0,117	12	1	06465	07	0
	<ul style="list-style-type: none"> • Lateral adjustment • For roller locks use nylon insert item 1.06141.70.0 	1 06443 00 0, 1 06443 05 0, 1 06453 05 0, 46200, 46210, 46220, 46420, 46520	0,099	12	1	06465	08	0

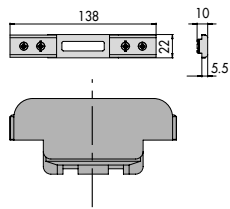
Type	Description	For series/item	Unit weight Pieces	ITEM			
				Type	Dim.	Hand	Fin.
		1 06443 00 0,	0,086	12	1 06465 09 0		
		1 06443 05 0, 1 06453 05 0, 46200, 46210, 46220, 46420, 46520					
		1 06443 00 0,	0,115	12	1 06465 10 0		
		1 06443 05 0, 1 06453 05 0, 46200, 46210, 46220, 46420, 46520					
	<ul style="list-style-type: none"> • Lateral adjustment 8 mm • For roller locks use nylon insert item 1.06141.71.0 • PROFILES: R40, R50TT, NEW TEC 52 SOR TT, etc. 	1 06443 00 0,	0,140	12	1 06465 21 0		
		1 06443 05 0, 1 06453 05 0, 17352, 17357, 46200, 46210, 46220, 46420, 46520, 48123, 48220, 48224, 48420, 48520, 57312, 57317, 57320, 57325, 57330, 57335, 57352, 57357, 57360, 57365, 57370, 57375					
	<ul style="list-style-type: none"> • REPLACES ITEM 1.06465.02.0 • Lateral adjustment 4 mm • Central part in lacquered steel • For roller locks use nylon insert item 1.06141.71.0 	1 06443 00 0,	0,112	12	1 06465 22 0		
		1 06443 05 0, 1 06453 05 0, 17352, 17357, 46200, 46210, 46220, 46420, 46520, 48123, 48220, 48224, 48420, 48520, 57312, 57317, 57320, 57325, 57330, 57335, 57352, 57357, 57360, 57365, 57370, 57375					
	<ul style="list-style-type: none"> • IDEM • Central part in stainless steel 		0,112	12	1 06465 23 0		

Type	Description	For series/item	Unit weight Kg	Pieces	ITEM			
					Type	Dim.	Hand	Fin.



- Lateral adjustment 8 mm
- For roller-type locks use the nylon insert item 1.06141.71.0
- Profiles: R40, R50TT, NEW TEC 52 SOR. TT etc.

1 06443 21 0,	0,120	12	1	06465 41 0
1 06443 26 0,				
1 06444 30 0,				
1 06444 35 0,				
1 06444 40 0,				
18426, 18526,				
48123, 48124,				
48220, 48224,				
48421, 48426,				
48451, 48521,				
48526, 48551				

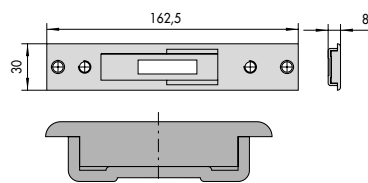


- REPLACING ITEM 1.06465.12.0
- Lateral adjustment 4 mm
- Painted steel middle part

1 06443 21 0,	0,104	12	1	06465 42 0
1 06443 26 0,				
1 06444 30 0,				
1 06444 35 0,				
1 06444 40 0,				
18426, 18526,				
48123, 48124,				
48220, 48224,				
48421, 48426,				
48451, 48521,				
48526, 48551				

- SEE ABOVE
- Stainless steel middle part

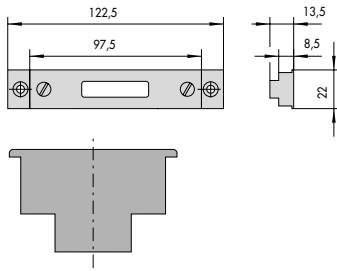
1 06443 21 0,	0,110	12	1	06465 43 0
1 06443 26 0,				
1 06444 30 0,				
1 06444 35 0,				
1 06444 40 0,				
18426, 18526,				
48123, 48124,				
48220, 48224,				
48421, 48426,				
48451, 48521,				
48526, 48551				



- Lateral adjustment
- Thickness adjustment

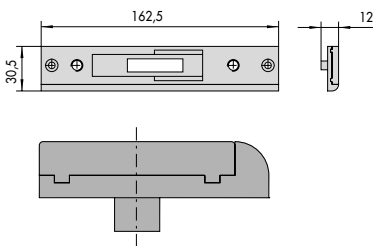
1 06443 21 0,	0,141	12	1	06465 44 0
1 06443 26 0,				
1 06444 30 0,				
1 06444 35 0,				
1 06444 40 0,				
18426, 18526,				
48123, 48124,				
48220, 48224,				
48421, 48426,				
48451, 48521,				
48526, 48551				

Type	Description	For series/item	Unit weight Pieces	ITEM			
				Type	Dim.	Hand	Fin.



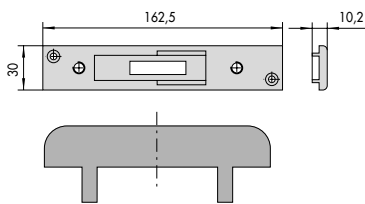
• Lateral adjustment

1 06443 21 0,	0,115	12	1 06465 45 0
1 06443 26 0,			
1 06444 30 0,			
1 06444 35 0,			
1 06444 40 0,			
18426, 18526,			
48123, 48124,			
48220, 48224,			
48421, 48426,			
48451, 48521,			
48526, 48551			



• Lateral adjustment



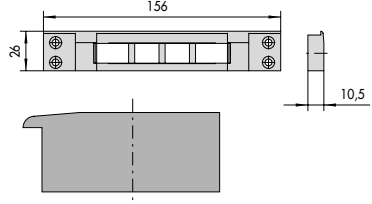
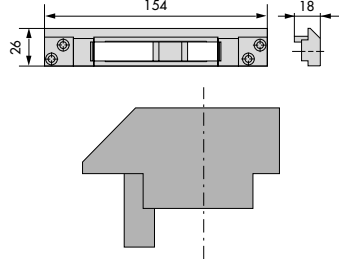
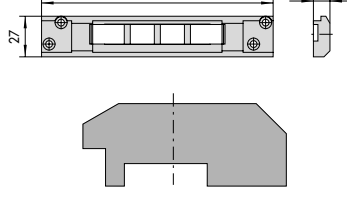
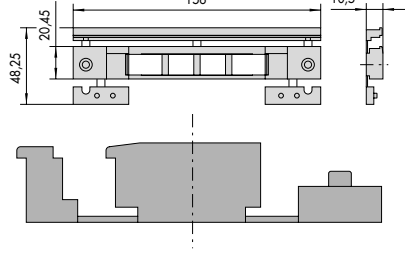
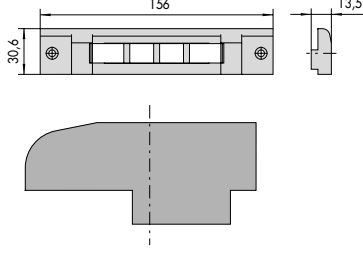
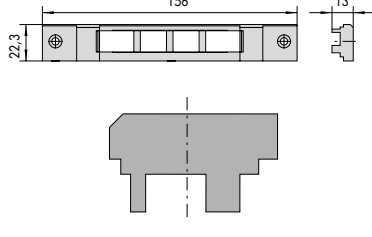
1 06443 21 0,	0,137	12	1 06465 46 0
1 06443 26 0,			
06444 30/31/32,			
06444 35/36/37,			
06444 40/41/42,			
18426, 18526,			
48123, 48124,			
48220, 48224,			
48421, 48426,			
48451, 48521,			
48526, 48551			



• Lateral adjustment

1 06443 21 0,	0,133	12	1 06465 47 0
1 06443 26 0,			
1 06444 30 0,			
1 06444 35 0,			
1 06444 40 0,			
18426, 18526,			
48123, 48124,			
48220, 48224,			
48421, 48426,			
48451, 48521,			
48526, 48551			

Type	Description	For series/item	Unit weight Pieces	ITEM			
				Type	Dim.	Hand	Fin.
		14010, 14020, 14350, 14450, 14510, 44110, 44115, 44140, 44145, 44150, 44155, 44160, 44210, 44227, 44240, 44245, 44350, 44450	0,016	25	1	06062	00 0
		14010, 14020, 14350, 14450, 14510, 44110, 44115, 44140, 44145, 44150, 44155, 44160, 44210, 44227, 44240, 44245, 44350, 44450	0,019	25	1	06072	00 0
		1 06443 00 0, 1 06443 05 0, 1 06453 05 0, 17352, 17357, 46200, 46210, 46220, 46420, 57312, 57317, 57330, 57335, 57352, 57357, 57370, 57375	0,024	25	1	06141	35 0
		57320, 57325, 57360, 57365	0,030	25	1	06141	36 0
		1 06443 00 0, 1 06443 05 0, 1 06453 05 0, 17352, 17357, 46200, 46210, 46220, 57312, 57317, 57330, 57335, 57352, 57357, 57370, 57375	0,034	25	1	06141	37 0
		57320, 57325, 57360, 57365	0,030	25	1	06141	38 0

Type	Description	For series/item	 Unit weight  Pieces	ITEM Type Dim. Hand Fin. Pers. Spec.
	<p>• For roller locks item 57320 - 57325 - 57360 - 57365 use nylon insert item 1.06141.75.0</p>	17352, 17357, 57312, 57317, 57320, 57325, 57330, 57335, 57352, 57357, 57360, 57365, 57370, 57375	0,035 25	1 06141 40 0
		17352, 17357, 57312, 57317, 57320, 57325, 57330, 57335, 57352, 57357, 57360, 57365, 57370, 57375	0,035 25	1 06141 41 0
		17352, 17357, 57312, 57317, 57320, 57325, 57330, 57335, 57352, 57357, 57360, 57365, 57370, 57375	0,025 25	1 06141 42 0
		17352, 17357, 57312, 57317, 57320, 57325, 57330, 57335, 57352, 57357, 57360, 57365, 57370, 57375	0,035 25	1 06141 43 0
		17352, 17357, 57312, 57317, 57320, 57325, 57330, 57335, 57352, 57357, 57360, 57365, 57370, 57375	0,029 25	1 06141 44 0
		17352, 17357, 57312, 57317, 57320, 57325, 57330, 57335, 57352, 57357, 57360, 57365, 57370, 57375	0,035 25	1 06141 46 0

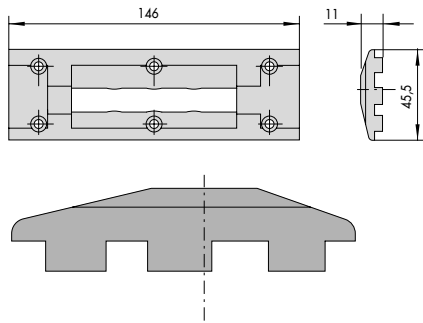
Type	Description	For series/item	Unit weight	Pieces	ITEM				
					Type	Dim.	Hand	Fin.	Pers.
		44220, 44221, 44225, 44226	0,014	25	1	06277	01	0	
		14460, 14461, 44120, 44121, 44360, 44361, 44460, 44461	0,018	25	1	06277	02	0	
		44130, 44230, 44235, 44236, 44237, 44238, 44370, 44371, 44470, 44471	0,030	25	1	06277	03	0	
		44220, 44221, 44225, 44226	0,030	25	1	06277	10	0	
		14460, 14461, 44120, 44121, 44360, 44361, 44460, 44461	0,026	25	1	06277	11	0	
		44130, 44230, 44235, 44236, 44237, 44238, 44370, 44371, 44470, 44471	0,030	25	1	06277	12	0	

Type	Description	For series/item	Unit weight Pieces	ITEM		
				Type	Dim.	Hand
 		44220, 44225	0,030 25	1	06277	13 0
 		14460, 44120, 44360, 44460	0,021 25	1	06277	14 0
 		44130, 44230, 44235, 44237, 44370, 44470	0,030 25	1	06277	15 0
 		44221, 44226	0,015 25	1	06277	28 0
 		14461, 44121, 44361, 44461	0,018 25	1	06277	32 0
 		14461, 44121, 44361, 44461	0,030 25	1	06277	41 0

Type	Description	For series/item	Unit weight Kg	Pieces	ITEM				
					Type	Dim.	Hand	Fin.	Pers.
 		14461, 44121, 44361, 44461	0,030	25	1	06277	44	0	
 		14461, 44121, 44361, 44461	0,032	25	1	06277	71	0	
 		44219, 44221, 44224, 44226	0,012	25	1	06277	76	0	
 		14461, 14462, 44121, 44361, 44362, 44461, 44462	0,016	25	1	06277	77	0	
 		44131, 44231, 44236, 44238, 44371, 44471	0,016	25	1	06277	78	0	
 		14461, 14462, 44121, 44361, 44362, 44461, 44462	0,030	25	1	06277	80	0	

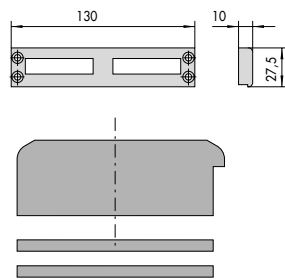
Type	Description	For series/item	Unit weight Pieces	ITEM			
				Type	Dim.	Hand	Fin.
 		44131, 44231, 44236, 44238, 44371, 44471	0,030	25	1	06277	81 0
 		14460, 44120, 44360, 44460	0,030	25	1	06277	83 0
 		44219, 44220, 44221, 44224, 44225, 44226	0,007	25	1	06277	88 0
 		14460, 14461, 14462, 44120, 44121, 44360, 44361, 44362, 44460, 44461, 44462	0,013	25	1	06277	89 0
 		44130, 44131, 44230, 44231, 44235, 44236, 44237, 44238, 44370, 44371, 44470, 44471	0,030	25	1	06277	90 0
 		44221, 44226	0,030	25	1	06277	91 0

Type	Description	For series/item	Unit weight Pieces	ITEM			
				Type	Dim.	Hand	Fin.



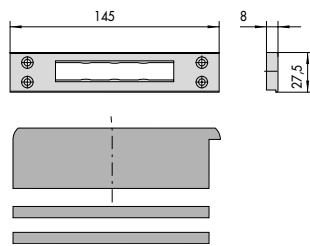
14461, 44121, 44361, 44461

0,030 25 1 06277 92 0



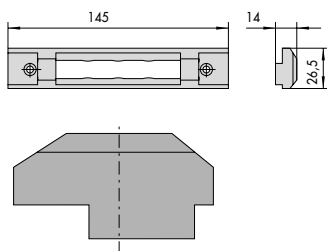
44219, 44220, 44221, 44224, 44225, 44226

0,030 25 1 06277 94 0



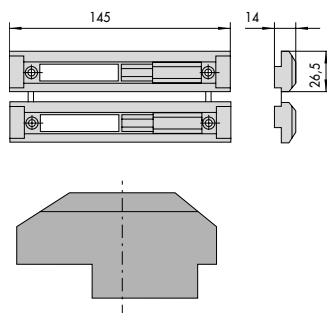
14460, 14461, 14462, 44120, 44121, 44360, 44361, 44362, 44460, 44461, 44462

0,030 25 1 06277 95 0



14461, 44121, 44361, 44461

0,027 25 1 06277 97 0



44131, 44231, 44236, 44238, 44371, 44471

0,048 12 1 06277 98 0

Type	Description	For series/item	Unit weight Pieces	ITEM				
				Type	Dim.	Hand	Fin.	Pers.
		44221, 44226	0,023	25	1	06277	99	0
		44219, 44220, 44221, 44224, 44225, 44226	0,019	25	1	06278	01	0
		14460, 14461, 14462, 44120, 44121, 44360, 44361, 44362, 44460, 44461, 44462	0,022	25	1	06278	02	0
		44130, 44131, 44230, 44231, 44235, 44236, 44237, 44238, 44370, 44371, 44470, 44471	0,020	25	1	06278	03	0
		14011, 14021, 14351, 14451, 14461, 14511, 44111, 44116, 44121, 44141, 44146, 44151, 44156, 44161, 44228, 44241, 44246, 44351, 44361, 44451, 44461	0,020	25	1	06278	04	0
		44131, 44231, 44236, 44238, 44371, 44471	0,017	25	1	06278	05	0

Type	Description	For series/item	Unit weight Pieces	ITEM		
				Type	Dim.	Hand
	<ul style="list-style-type: none"> For roller locks item 44230 - 44235 - 44370 - 44470 use nylon insert item 1.06141.82.0 	44220, 44225, 44230, 44235, 44360, 44370, 44460, 44470	0,020 25	1	06278	06 0
	<ul style="list-style-type: none"> For lock 1.52611.45.0.00.EN on round ABITHAL profile 		0,026 12	1	06278	07 0
		44220, 44225	0,035 25	1	06278	16 0
		14460, 44120, 44360, 44460	0,033 25	1	06278	17 0
		44130, 44230, 44235, 44237, 44370, 44470	0,035 12	1	06278	18 0

Type	Description	For series/item	Unit weight Pieces	ITEM			
				Type	Dim.	Hand	Fin.
		44131, 44231, 44236, 44238, 44371, 44471	0,025	25	1	06278	19 0
		44221, 44226	0,025	25	1	06278	20 0
		14461, 44121, 44361, 44461	0,026	25	1	06278	21 0
		44131, 44231, 44236, 44238, 44371, 44471	0,035	25	1	06278	22 0
		44219, 44221, 44224, 44226	0,017	25	1	06278	26 0
		14461, 14462, 44121, 44361, 44362, 44461, 44462	0,022	25	1	06278	27 0

Type	Description	For series/item	Unit weight Pieces	ITEM			
				Type	Dim.	Hand	Fin.
	• Use nylon roller insert item 1.06141.82.0	44131, 44231, 44236, 44238, 44371, 44471	0,030 25	1	06278	28	0
		44219, 44221, 44224, 44226	0,019 25	1	06278	64	0
		14461, 14462, 44121, 44361, 44362, 44461, 44462	0,021 25	1	06278	65	0
		44131, 44231, 44236, 44238, 44371, 44471	0,019 25	1	06278	66	0
		14461, 14462, 44121, 44361, 44362, 44461, 44462	0,030 25	1	06278	80	0
		16205, 16215, 16225, 16425, 16625, 46215, 46225, 46425, 46435, 46445, 46625	0,025 25	1	06285	25	0

Type	Description	For series/item	Unit weight Pieces	ITEM				
				Type	Dim.	Hand	Fin.	Pers. Spec.
		16205, 16215, 16225, 16425, 16625, 46215, 46225, 46425, 46435, 46445, 46625	0,035	12	1	06285	27	0
		46230, 46250, 46450	0,030	25	1	06285	28	0
	<p>• For roller locks item 46230 - 46250 - 46450 - 46550 - 46650 - 46750 use nylon insert item 1.06141.76.0</p>	16205, 16215, 16225, 16425, 16525, 16625, 16725, 46215, 46225, 46230, 46250, 46425, 46435, 46445, 46450, 46525, 46550, 46625, 46650, 46725, 46750	0,026	12	1	06285	30	0
		16205, 16215, 16225, 16425, 16525, 16625, 16725, 46215, 46225, 46230, 46250, 46425, 46435, 46445, 46450, 46525, 46550, 46625, 46650, 46725, 46750	0,035	12	1	06285	32	0
		16205, 16215, 16225, 16425, 16525, 16625, 16725, 46215, 46225, 46230, 46250, 46425, 46435, 46445, 46450, 46525, 46550, 46625, 46650, 46725, 46750	0,020	12	1	06285	34	0
		1 06443 00 0, 1 06443 05 0, 1 06453 05 0, 46200, 46210, 46220, 46420, 46520	0,030	25	1	06285	35	0

Type	Description	For series/item	Unit weight Pieces	ITEM			
				Type	Dim.	Hand	Fin.
	<ul style="list-style-type: none"> For roller locks item 46230 - 46250 - 46450 - 46550 - 46650 - 46750 use nylon insert item 1.06141.76.0 	16205, 16215, 16225, 16425, 16525, 16625, 16725, 46215, 46225, 46230, 46250, 46425, 46435, 46445, 46450, 46525, 46550, 46625, 46650, 46725, 46750	0,030	12	1	06285 36 0	
		1 06443 00 0, 1 06443 05 0, 1 06453 05 0, 46200, 46210, 46220, 46420, 46520	0,015	25	1	06285 37 0	
	<ul style="list-style-type: none"> For roller locks item 46230 - 46250 - 46450 - 46550 - 46650 - 46750 use nylon insert item 1.06141.76.0 	16205, 16215, 16225, 16425, 16525, 16625, 16725, 46215, 46225, 46230, 46250, 46425, 46435, 46445, 46450, 46525, 46550, 46625, 46650, 46725, 46750	0,048	6	1	06285 38 0	
		16205, 16215, 16225, 16425, 16525, 16625, 16725, 46215, 46225, 46230, 46250, 46425, 46435, 46445, 46450, 46525, 46550, 46625, 46650, 46725, 46750	0,035	12	1	06285 40 0	
		1 06443 00 0, 1 06443 05 0, 1 06453 05 0, 46200, 46210, 46220, 46420, 46520	0,030	25	1	06285 41 0	

Type	Description	For series/item	Unit weight Pieces	ITEM				
				Type	Dim.	Hand	Fin.	Pers.
	<p>• For roller locks item 46230 - 46250 - 46450 - 46550 - 46650 - 46750 use nylon insert item 1.06141.76.0</p>	16205, 16215, 16225, 16425, 16525, 16625, 16725, 46215, 46225, 46230, 46250, 46425, 46435, 46445, 46450, 46525, 46550, 46625, 46650, 46725, 46750	0,072	6	1	06285	42	0
		1 06443 00 0, 1 06443 05 0, 1 06453 05 0, 46200, 46210, 46220, 46420, 46520	0,030	12	1	06285	43	0
	<p>• For roller locks item 46230 - 46250 - 46450 - 46550 - 46650 - 46750 use nylon insert item 1.06141.76.0</p>	16205, 16215, 16225, 16425, 16525, 16625, 16725, 46215, 46225, 46230, 46250, 46425, 46435, 46445, 46450, 46525, 46550, 46625, 46650, 46725, 46750	0,060	6	1	06285	44	0
		44620, 44621, 44625, 44626, 44640	0,030	25	1	06287	01	0
		14010, 14011, 14012, 14017, 14020, 14021, 14350, 14351, 14450, 14451, 14510, 14511, 44110, 44111, 44115, 44116, 44140, 44141, 44145, 44146, 44150, 44151, 44155, 44156, 44160, 44161, 44227, 44228, 44240, 44241, 44245, 44246, 44350, 44351, 44450, 44451	0,014	25	1	06287	02	0

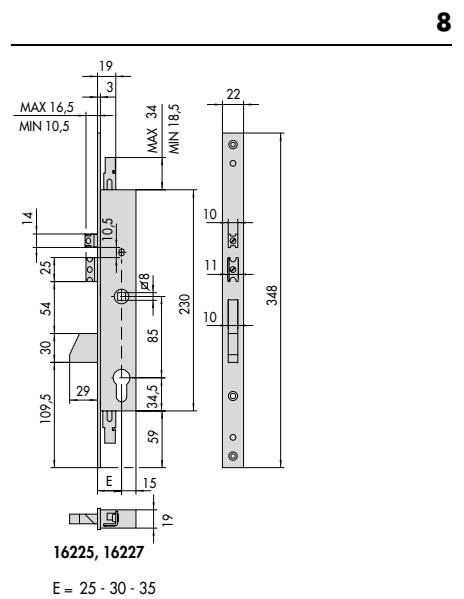
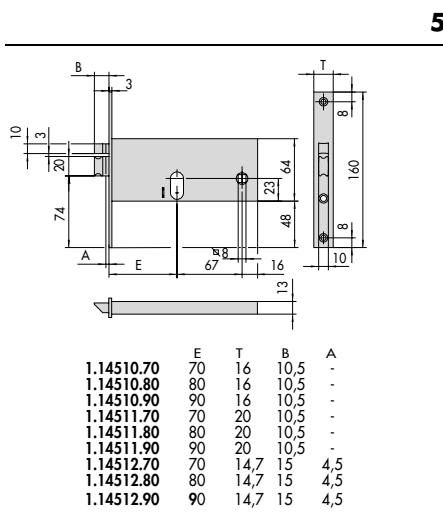
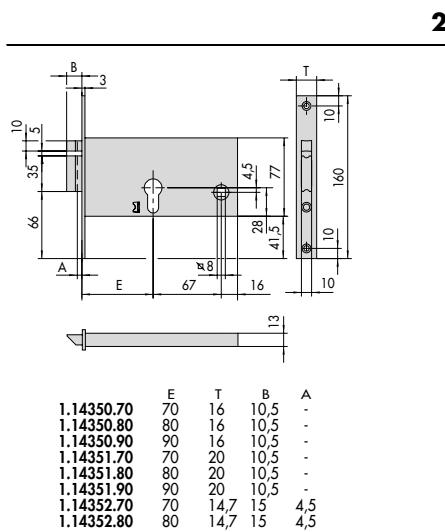
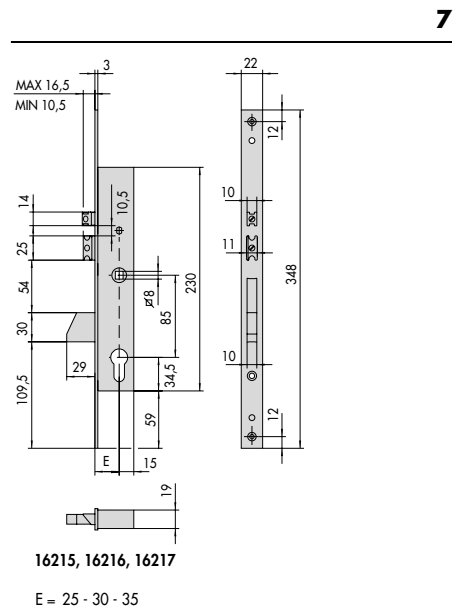
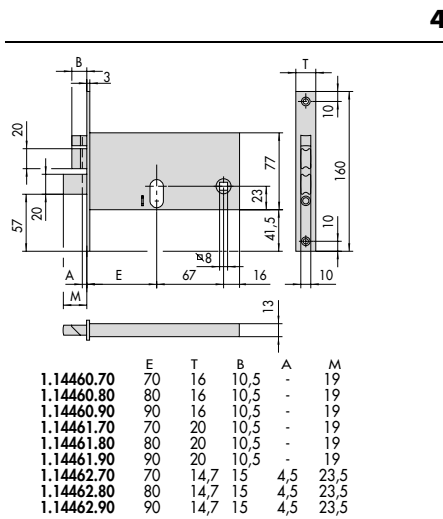
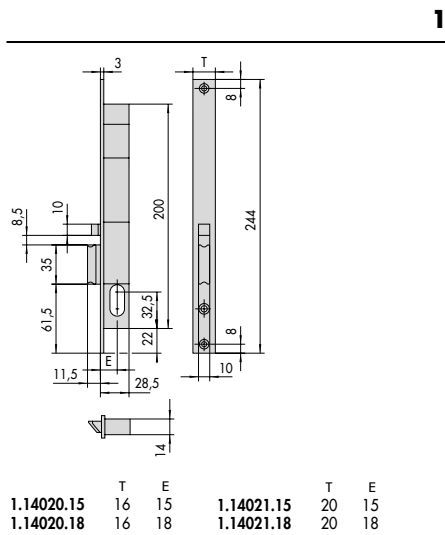
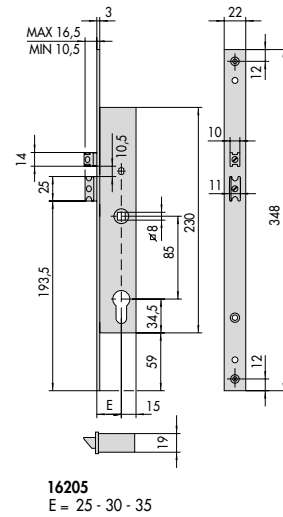
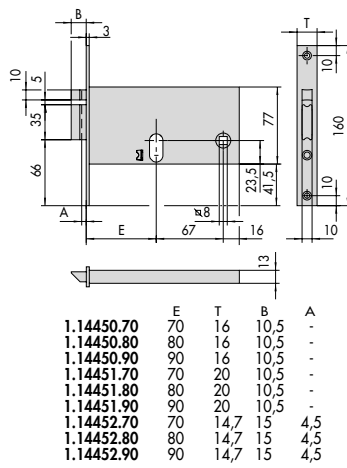
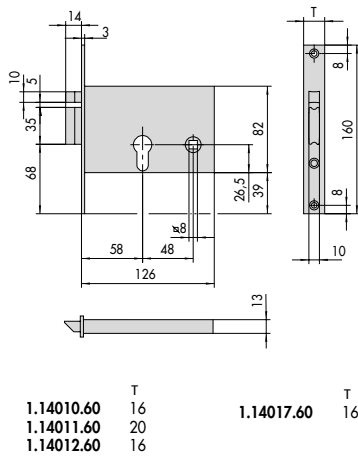
Type	Description	For series/item	Unit weight Pieces	ITEM			
				Type	Dim.	Hand	Fin.
		44620, 44621, 44625, 44626, 44640	0,017	25	1	06287	04 0
		44630, 44635	0,030	25	1	06287	09 0
		44620, 44621, 44625, 44626, 44640	0,030	25	1	06287	10 0
		14010, 14011, 14012, 14017, 14020, 14021, 14350, 14351, 14450, 14451, 14510, 14511, 44110, 44111, 44115, 44116, 44140, 44141, 44145, 44146, 44150, 44151, 44155, 44156, 44160, 44161, 44227, 44228, 44240, 44241, 44245, 44246, 44350, 44351, 44450, 44451	0,030	25	1	06287	11 0
		14011, 14012, 14017, 14020, 14350, 14450, 14510, 44110, 44115, 44140, 44145, 44150, 44155, 44160, 44227, 44240, 44245, 44350, 44450	0,016	25	1	06287	14 0
		14011, 14012, 14017, 14020, 14350, 14450, 14510, 44110, 44115, 44140, 44145, 44150, 44155, 44160, 44227, 44240, 44245, 44350, 44450	0,024	25	1	06287	17 0

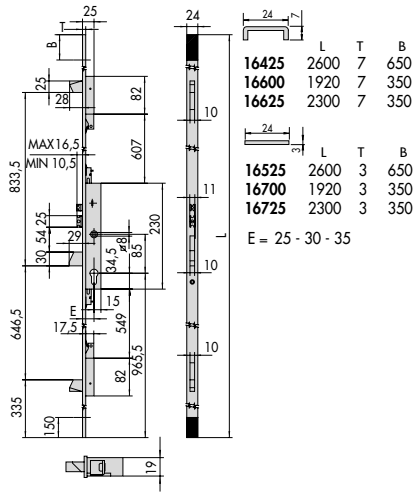
Type	Description	For series/item	Unit weight Pieces	ITEM				
				Type	Dim.	Hand	Fin.	Pers. Spec.
		14011, 14021, 14351, 14451, 14511, 44111, 44116, 44141, 44146, 44151, 44156, 44161, 44228, 44241, 44246, 44351, 44451	0,017	25	1	06287	21	0
	<p>• For roller locks item 44630 - 44635 use nylon insert item 1.06141.55.0</p>	44620, 44621, 44625, 44626, 44630, 44635, 44640	0,018	25	1	06287	25	0
		14010, 14011, 14012, 14017, 14020, 14021, 14350, 14351, 14352, 14450, 14451, 14452, 14510, 14511, 14512, 44110, 44111, 44115, 44116, 44140, 44141, 44145, 44146, 44150, 44151, 44152, 44155, 44156, 44157, 44160, 44161, 44162, 44227, 44228, 44240, 44241, 44245, 44246, 44350, 44351, 44450, 44451	0,015	25	1	06287	26	0
		14010, 14011, 14012, 14017, 14020, 14021, 14350, 14351, 14352, 14450, 14451, 14452, 14510, 14511, 14512, 44110, 44111, 44115, 44116, 44140, 44141, 44145, 44146, 44150, 44151, 44152, 44155, 44156, 44157, 44160, 44161, 44162, 44227, 44228, 44240, 44241, 44245, 44246, 44350, 44351, 44450, 44451	0,014	25	1	06287	27	0
		14011, 14021, 14351, 14451, 14511, 44111, 44116, 44141, 44146, 44151, 44156, 44161, 44228, 44241, 44246, 44351, 44451	0,015	25	1	06287	29	0

Type	Description	For series/item	Unit weight Pieces	ITEM				
				Type	Dim.	Hand	Fin.	Pers. Spec.
		14011, 14021, 14351, 14451, 14511, 44111, 44116, 44141, 44146, 44151, 44156, 44161, 44228, 44241, 44246, 44351, 44451	0,015	25	1	06287	41	0
		14011, 14021, 14351, 14352, 14451, 14452, 14511, 14512, 44111, 44116, 44141, 44146, 44151, 44152, 44156, 44157, 44161, 44162, 44228, 44241, 44246, 44351, 44451	0,030	25	1	06287	50	0
	<ul style="list-style-type: none"> For roller locks item 44630 - 44635 use nylon insert item 1.06141.55.0 	44620, 44621, 44625, 44626, 44630, 44635, 44640	0,022	25	1	06287	64	0
		14011, 14021, 14351, 14352, 14451, 14452, 14511, 14512, 44111, 44116, 44141, 44146, 44151, 44152, 44156, 44157, 44161, 44162, 44228, 44241, 44246, 44351, 44451	0,016	25	1	06287	65	0
	<ul style="list-style-type: none"> For roller locks item 44630 - 44635 use nylon insert item 1.06141.55.0 	44620, 44621, 44625, 44626, 44630, 44635, 44640	0,030	25	1	06287	70	0
		14011, 14021, 14351, 14451, 14511, 44111, 44116, 44141, 44146, 44151, 44156, 44161, 44228, 44241, 44246, 44351, 44451	0,020	25	1	06287	71	0

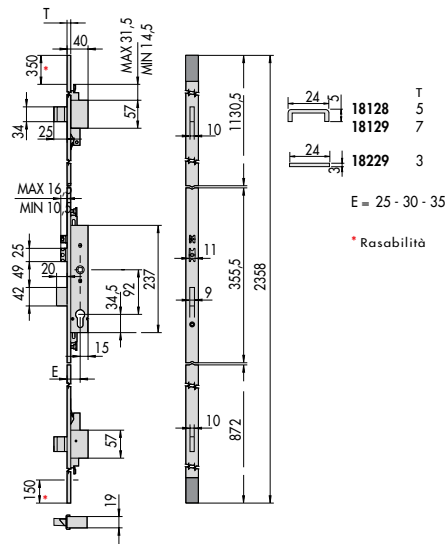
Type	Description	For series/item	Unit weight Pieces	ITEM					
				Type	Dim.	Hand	Fin.	Pers. Spec.	
		14011, 14021, 14351, 14352, 14451, 14452, 14511, 14512, 44111, 44116, 44141, 44146, 44151, 44152, 44156, 44157, 44161, 44162, 44228, 44241, 44246, 44351, 44451	0,012	25	1 06287 77 0				
	• For roller locks item 44630 - 44635 use nylon insert item 1.06141.55.0	44620, 44621, 44625, 44626, 44630, 44635, 44640	0,026	25	1 06287 79 0				
		14011, 14021, 14351, 14451, 14511, 44111, 44116, 44141, 44146, 44151, 44156, 44161, 44228, 44241, 44246, 44351, 44451	0,023	25	1 06287 80 0				
		44620, 44621, 44625, 44626, 44640	0,012	25	1 06287 88 0				
		14010, 14011, 14012, 14017, 14020, 14021, 14350, 14351, 14352, 14450, 14451, 14452, 14510, 14511, 14512, 44110, 44111, 44115, 44116, 44140, 44141, 44145, 44146, 44150, 44151, 44152, 44155, 44156, 44157, 44160, 44161, 44162, 44227, 44228, 44240, 44241, 44245, 44246, 44350, 44351, 44450, 44451	0,011	25	1 06287 89 0				

Type	Description	For series/item	Unit weight Pieces	ITEM			
				Type	Dim.	Hand	Fin.
		14011, 14021, 14351, 14451, 14511, 44111, 44116, 44141, 44146, 44151, 44156, 44161, 44228, 44241, 44246, 44351, 44451	0,023	25	1	06287	92 0
		44620, 44621, 44625, 44626, 44640	0,022	25	1	06287	94 0
		14010, 14011, 14012, 14017, 14020, 14021, 14350, 14351, 14352, 14450, 14451, 14452, 14510, 14511, 14512, 44110, 44111, 44115, 44116, 44140, 44141, 44145, 44146, 44150, 44151, 44152, 44155, 44156, 44157, 44160, 44161, 44162, 44227, 44228, 44240, 44241, 44245, 44246, 44350, 44351, 44450, 44451	0,020	25	1	06287	95 0
		44630, 44635	0,030	25	1	06287	96 0
		14011, 14021, 14351, 14451, 14511, 44111, 44116, 44141, 44146, 44151, 44156, 44161, 44228, 44241, 44246, 44351, 44451	0,017	25	1	06287	97 0

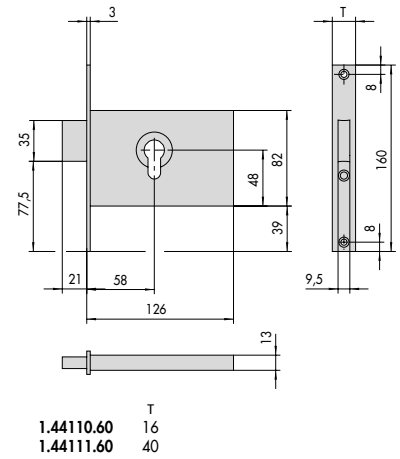




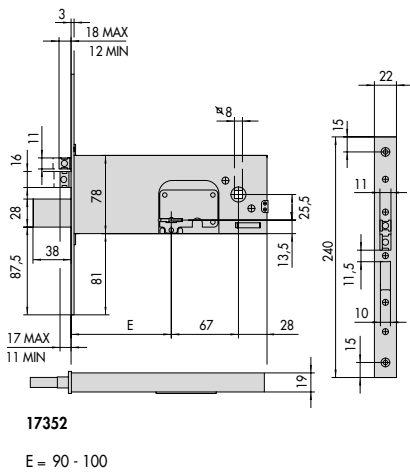
10



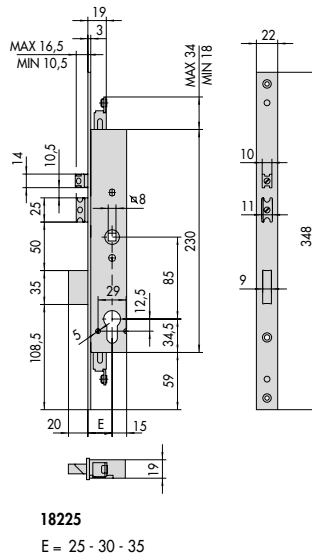
13



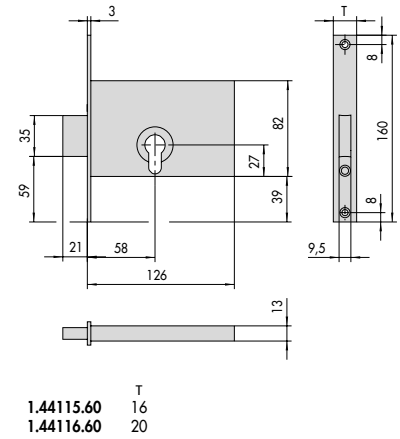
16



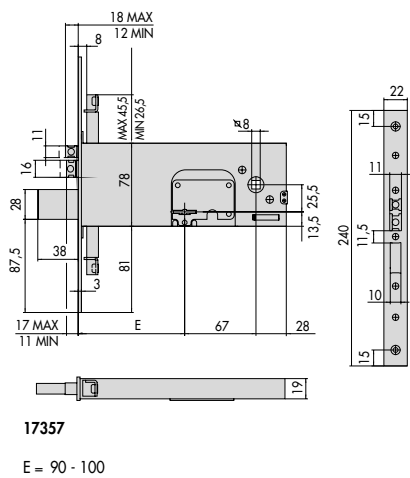
11



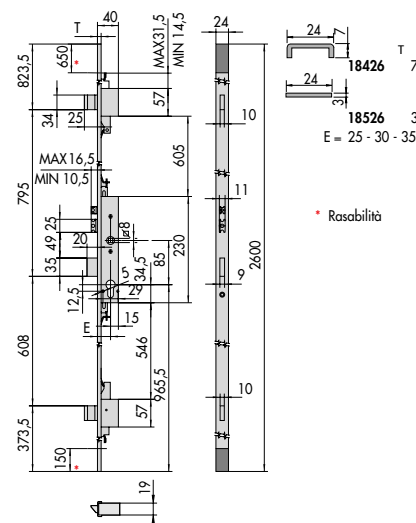
12



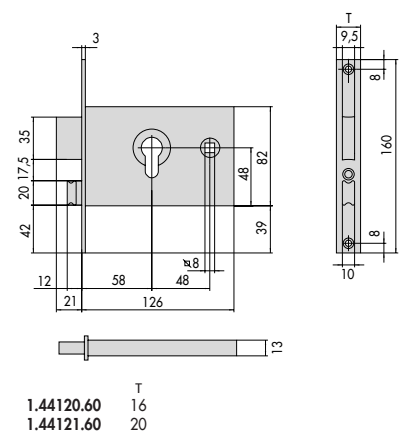
17



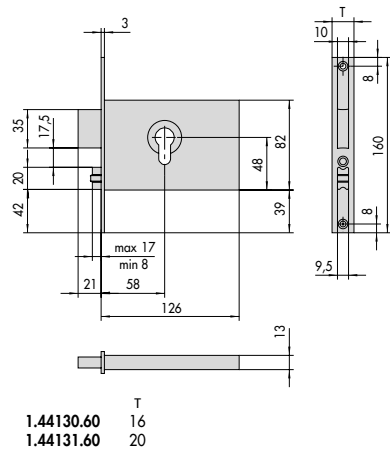
14



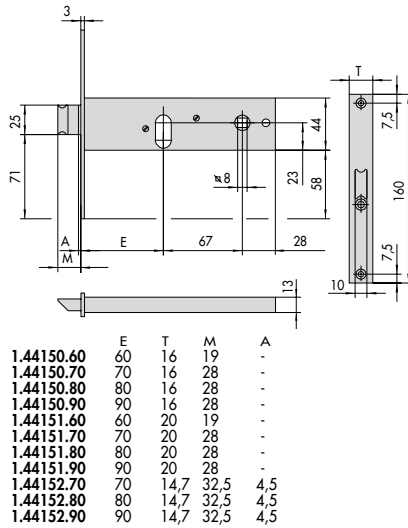
15



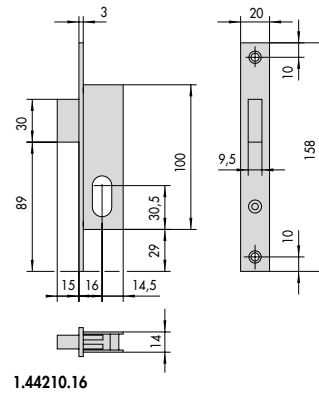
18



	T
1.44130.60	16
1.44131.60	20



	E	T	M	A
1.44150.60	60	16	19	-
1.44150.70	70	16	28	-
1.44150.80	80	16	28	-
1.44150.90	90	16	28	-
1.44151.60	60	20	19	-
1.44151.70	70	20	28	-
1.44151.80	80	20	28	-
1.44151.90	90	20	28	-
1.44152.70	70	14,7	32,5	4,5
1.44152.80	80	14,7	32,5	4,5
1.44152.90	90	14,7	32,5	4,5

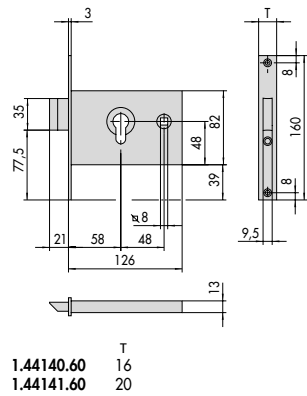


1.44210.16

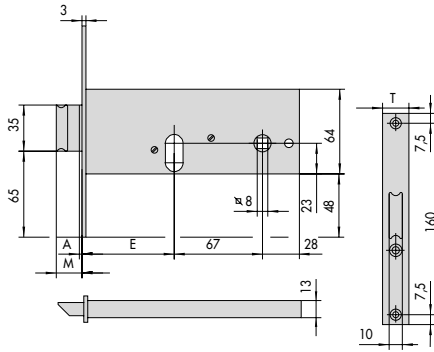
19

22

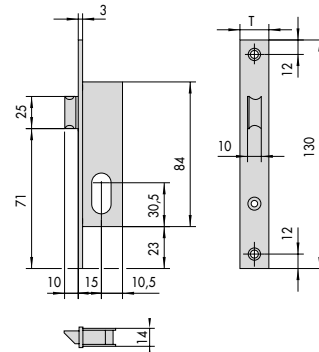
25



	T
1.44140.60	16
1.44141.60	20



	E	T	M	A
1.44155.60	60	16	19	-
1.44155.70	70	16	28	-
1.44155.80	80	16	28	-
1.44155.90	90	16	28	-
1.44156.60	60	20	19	-
1.44156.70	70	20	28	-
1.44156.80	80	20	28	-
1.44156.90	90	20	28	-
1.44157.70	70	14,7	32,5	4,5

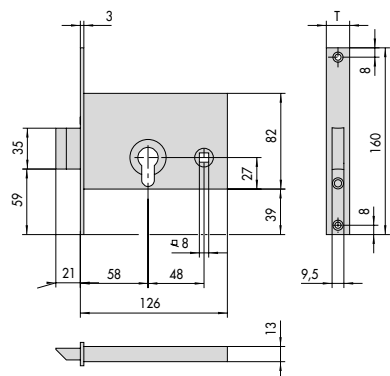


ARTICOLO	T
1.44217.15	16
1.44218.15	20

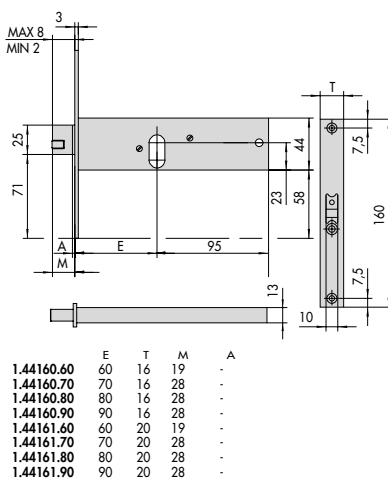
20

23

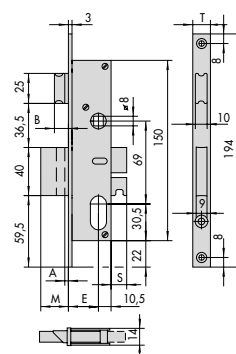
26



	T
1.44145.60	16
1.44146.60	20



	E	T	M	A
1.44160.60	60	16	19	-
1.44160.70	70	16	28	-
1.44160.80	80	16	28	-
1.44160.90	90	16	28	-
1.44161.60	60	20	19	-
1.44161.70	70	20	28	-
1.44161.80	80	20	28	-
1.44161.90	90	20	28	-

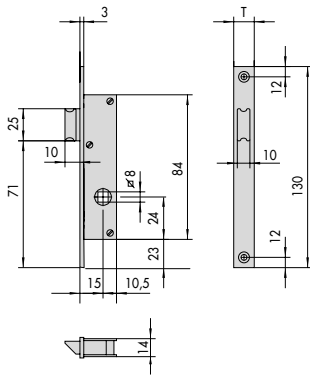


	E	T	M	A	B	S		E	T	M	A	B	S
1.44219.25	25	14,7	16	6,5	14,5	-	1.44224.25	25	14,7	23	6,5	14,5	13
1.44219.30	30	14,7	16	6,5	14,5	-	1.44224.30	30	14,7	23	6,5	14,5	13
1.44220.15	15	16	11	2	10	-	1.44225.15	15	16	18	2	10	13
1.44220.18	18	16	11	2	10	-	1.44225.18	18	16	18	2	10	13
1.44220.25	25	16	11	2	10	-	1.44225.25	25	16	18	2	10	13
1.44220.30	30	16	11	2	10	-	1.44225.30	30	16	18	2	10	13
1.44220.35	35	16	11	2	10	-	1.44225.35	35	16	18	2	10	13
1.44221.15	15	20	11	2	10	-	1.44226.15	15	20	18	2	10	13
1.44221.18	18	20	11	2	10	-	1.44226.18	18	20	18	2	10	13
1.44221.25	25	20	11	2	10	-	1.44226.25	25	20	18	2	10	13
1.44221.30	30	20	11	2	10	-	1.44226.30	30	20	18	2	10	13
1.44221.35	35	20	11	2	10	-	1.44226.35	35	20	18	2	10	13

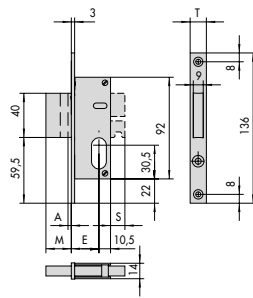
21

24

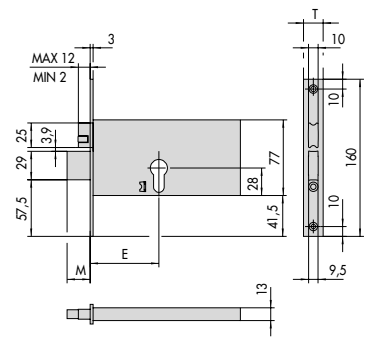
27



ARTICOLO	T
1.44227.15	16
1.44228.15	20



E	T	M	A	B	S	E	T	M	A	B	S	
1.44240.15	15	16	11	2	10	1.44245.15	15	16	18	2	10	13
1.44240.18	18	16	11	2	10	1.44245.18	18	16	18	2	10	13
1.44240.25	25	16	11	2	10	1.44245.25	25	16	18	2	10	13
1.44240.30	30	16	11	2	10	1.44245.30	30	16	18	2	10	13
1.44240.35	35	16	11	2	10	1.44245.35	35	16	18	2	10	13
1.44241.15	15	20	11	2	10	1.44246.15	15	20	18	2	10	13
1.44241.18	18	20	11	2	10	1.44246.18	18	20	18	2	10	13
1.44241.25	25	20	11	2	10	1.44246.25	25	20	18	2	10	13
1.44241.30	30	20	11	2	10	1.44246.30	30	20	18	2	10	13
1.44241.35	35	20	11	2	10	1.44246.35	35	20	18	2	10	13
1.44242.15	15	20	11	1	10							

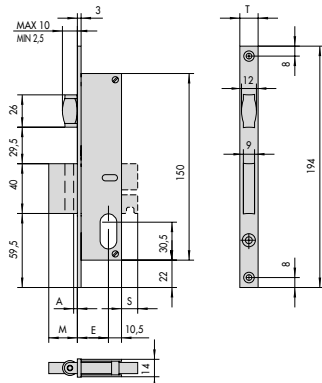


E	T	M
1.44370.70	70	16
1.44370.80	80	16
1.44370.90	90	16
1.44371.70	70	20
1.44371.80	80	20
1.44371.90	90	20

28

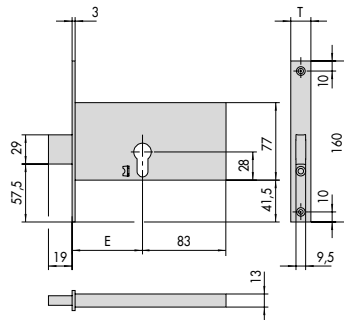
31

34

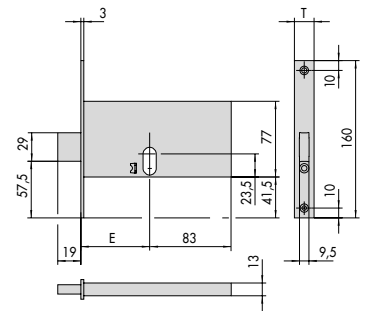


E	T	M	A	B	S	E	T	M	A	B	S	
1.44230.15	15	16	11	2	10	1.44235.15	15	16	18	2	10	13
1.44230.18	18	16	11	2	10	1.44235.18	18	16	18	2	10	13
1.44230.25	25	16	11	2	10	1.44235.25	25	16	18	2	10	13
1.44230.30	30	16	11	2	10	1.44235.30	30	16	18	2	10	13
1.44230.35	35	16	11	2	10	1.44235.35	35	16	18	2	10	13
1.44231.15	15	20	11	2	10	1.44236.15	15	20	18	2	10	13
1.44231.18	18	20	11	2	10	1.44236.18	18	20	18	2	10	13
1.44231.25	25	20	11	2	10	1.44236.25	25	20	18	2	10	13
1.44231.30	30	20	11	2	10	1.44236.30	30	20	18	2	10	13
1.44231.35	35	20	11	2	10	1.44236.35	35	20	18	2	10	13

29



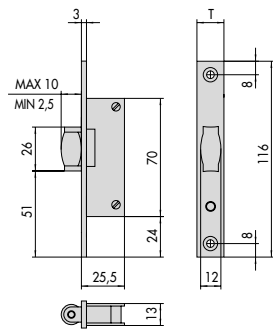
E	T
1.44350.70	70
1.44351.70	70



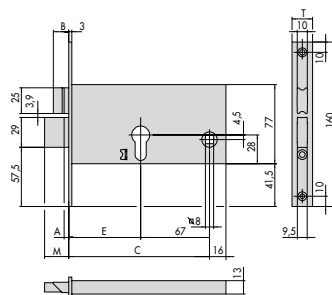
E	T
1.44450.70	70
1.44451.70	70

32

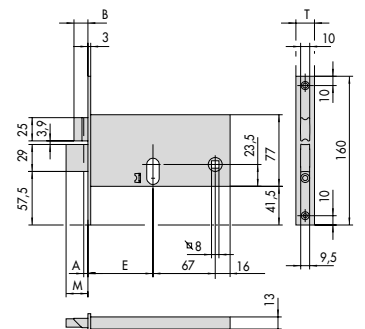
35



T
1.44237.15
1.44238.15



E	T	M	A	B
1.44360.70	70	16	19	10,5
1.44360.80	80	16	19	10,5
1.44360.90	90	16	19	10,5
1.44361.70	70	20	19	10,5
1.44361.80	80	20	19	10,5
1.44361.90	90	20	19	10,5
1.44362.70	70	14,7	23,5	4,5
1.44362.80	80	14,7	23,5	4,5
1.44362.90	90	14,7	23,5	4,5

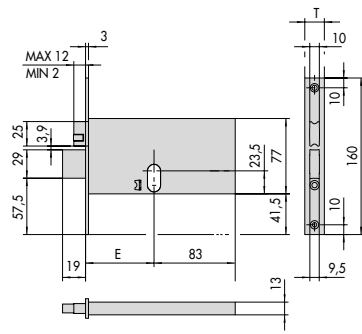


E	T	M	A	B
1.44460.70	70	16	19	19
1.44460.80	80	16	19	19
1.44460.90	90	16	19	19
1.44461.70	70	20	19	10,5
1.44461.80	80	20	19	10,5
1.44461.90	90	20	19	10,5
1.44462.70	70	14,7	23,5	4,5
1.44462.80	80	14,7	23,5	4,5
1.44462.90	90	14,7	23,5	4,5

30

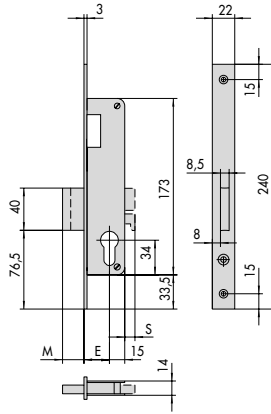
33

36



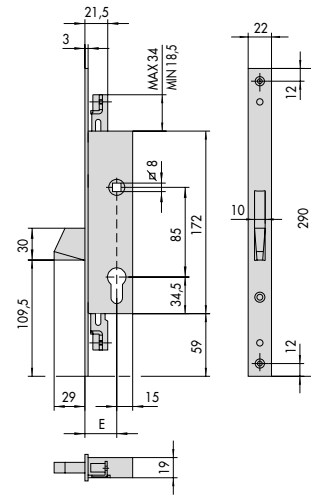
	E	T
1.44470.70	70	16
1.44470.80	80	16
1.44470.90	90	16
1.44471.70	70	20
1.44471.80	80	20
1.44471.90	90	20

37



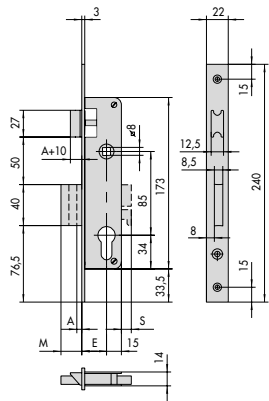
	E	M	S
1.44640.20	21	15	-
1.44640.25	25	15	-
1.44640.30	30	15	-
1.44640.35	35	15	-

40



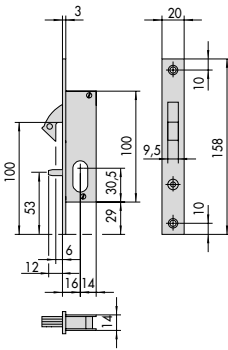
46200
E = 25 - 30 - 35

43



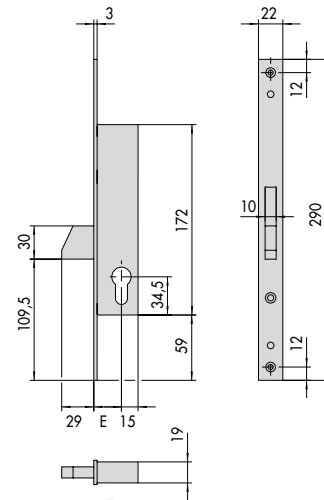
	E	M	A	S		E	M	A	S
1.44620.20	21	15	-	-	1.44625.20	21	20	-	8,5
1.44620.25	25	15	-	-	1.44625.25	25	20	-	8,5
1.44620.30	30	15	-	-	1.44625.30	30	20	-	8,5
1.44620.35	35	15	-	-	1.44625.35	35	20	-	8,5
1.44621.20	21	20	5	-	1.44626.20	21	25	5	8,5
1.44621.25	25	20	5	-	1.44626.25	25	25	5	8,5
1.44621.30	30	20	5	-	1.44626.30	30	25	5	8,5
1.44621.35	35	20	5	-	1.44626.35	35	25	5	8,5

38



45010, 45012, 45017, 45027

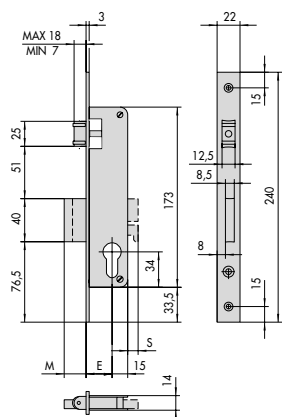
41



	T
46210	3
46212	3
46213	5

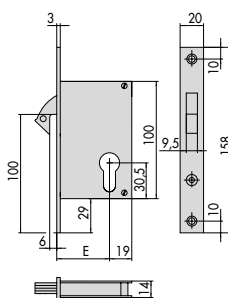
E = 25 - 30 - 35

44



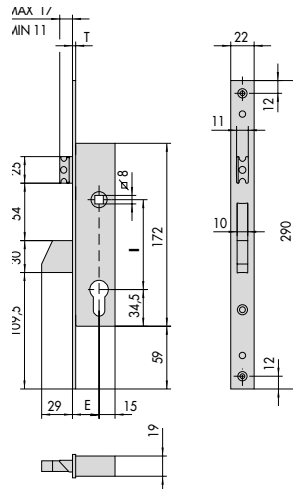
	F	M	A	S
1.44630.20	21	15	-	-
1.44630.25	25	15	-	-
1.44630.30	30	15	-	-
1.44630.35	35	15	-	-
1.44635.20	21	20	-	8,5
1.44635.25	25	20	-	8,5
1.44635.30	30	20	-	8,5
1.44635.35	35	20	-	8,5

39



45100, 45110
E = 30 - 35 - 40 - 45 - 50 - 60

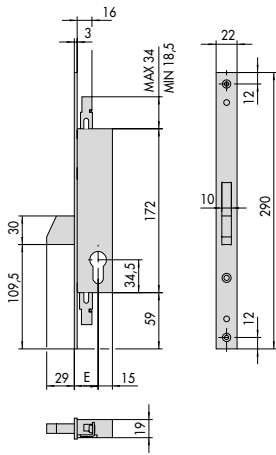
42



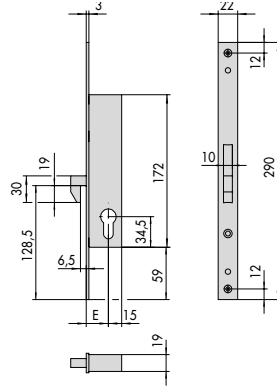
	I	T
46215	85	3
46217	85	3
46218	92	5
46219	92	3

E = 25 - 30 - 35

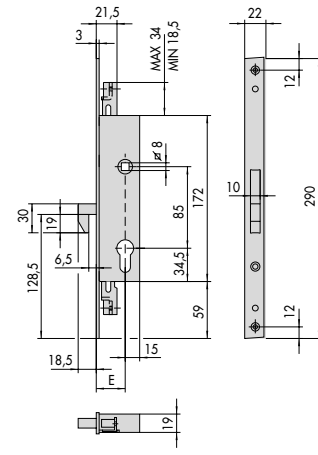
45



46220, 46222
E = 25 - 30 - 35



46240
E = 25 - 30 - 35

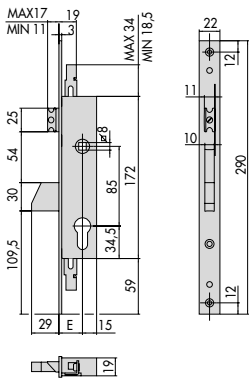


46265
E = 25 - 30 - 35

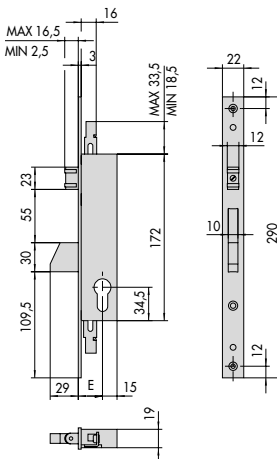
46

49

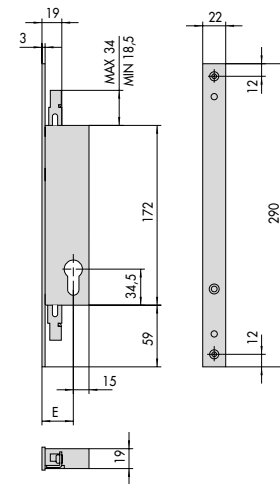
52



46225, 46227
E = 25 - 30 - 35



46250, 46252
E = 25 - 30 - 35

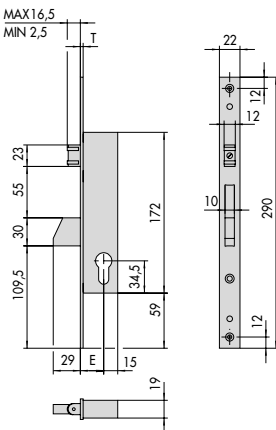


46270
E = 25 - 30 - 35

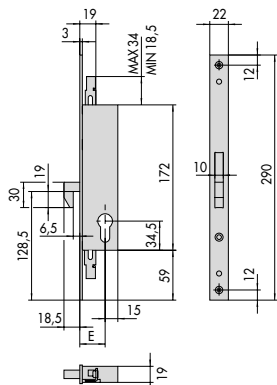
47

50

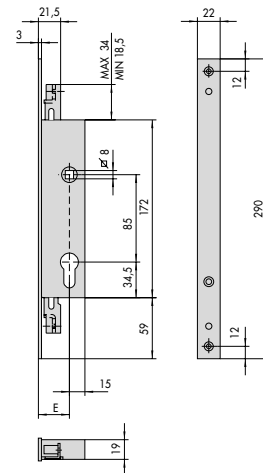
53



46230 T
46233 5
E = 25 - 30 - 35



46260, 46262
E = 25 - 30 - 35

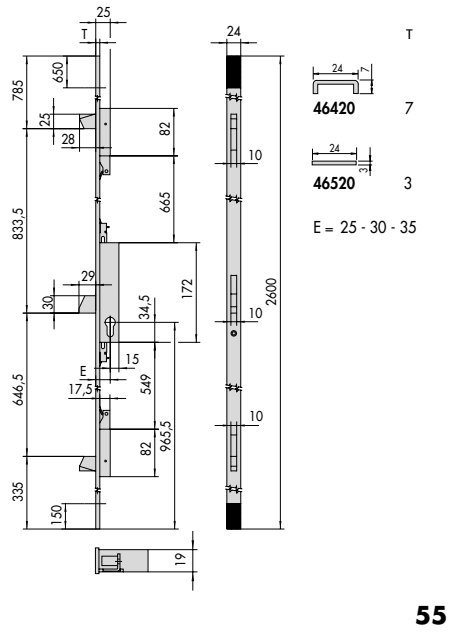


46275
E = 25 - 30 - 35

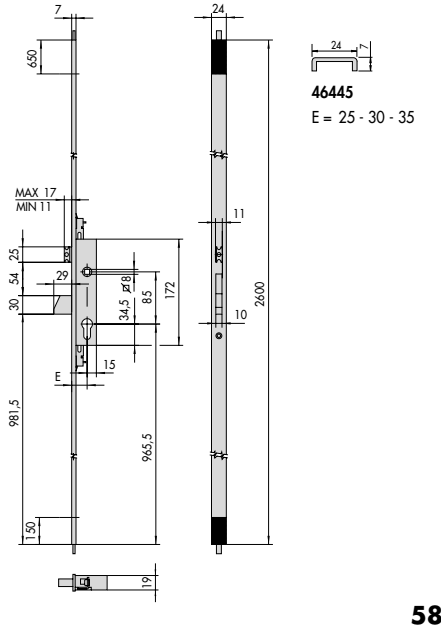
48

51

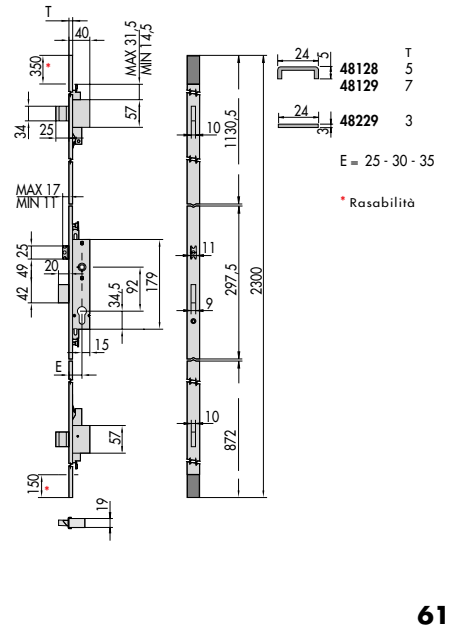
54



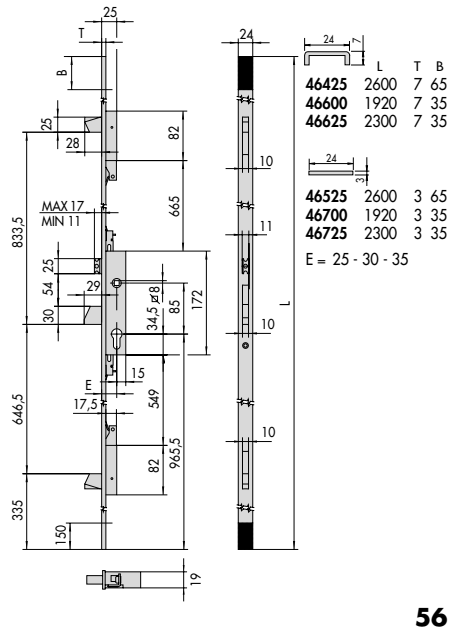
55



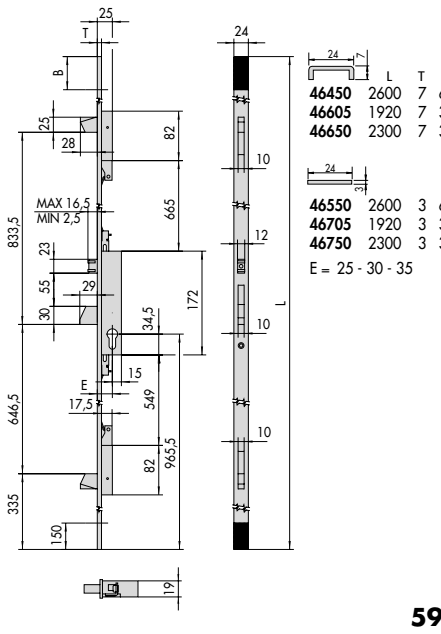
58



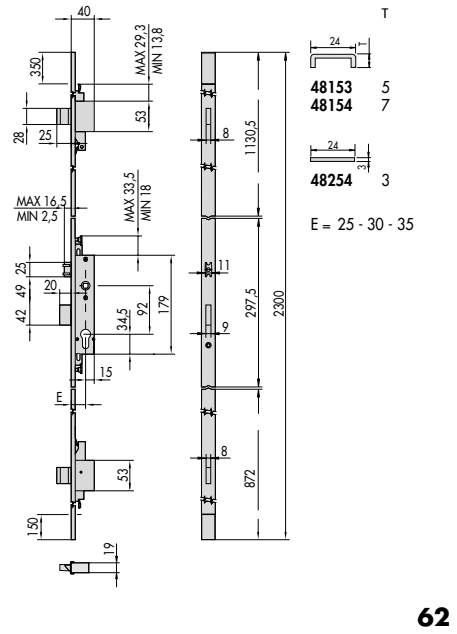
61



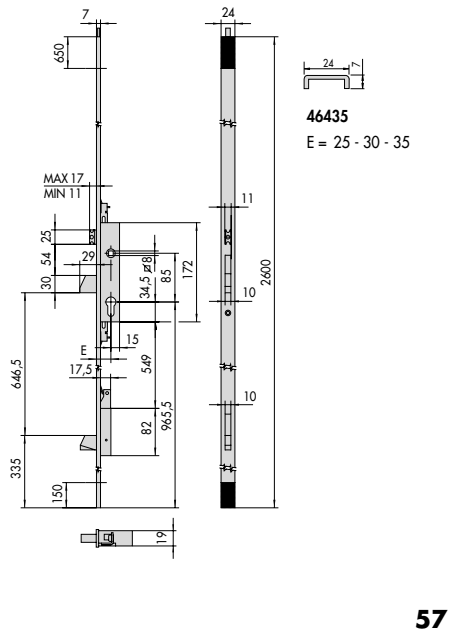
56



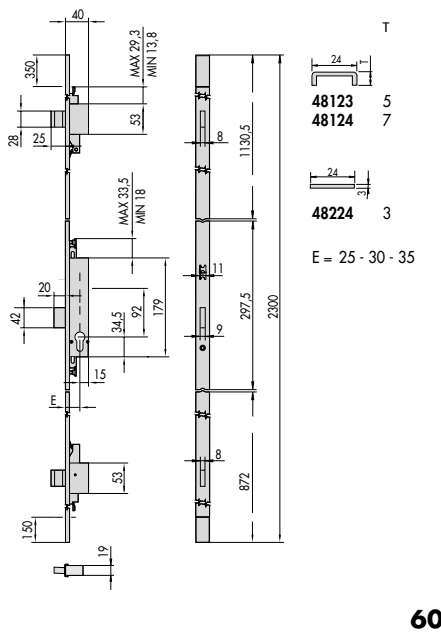
59



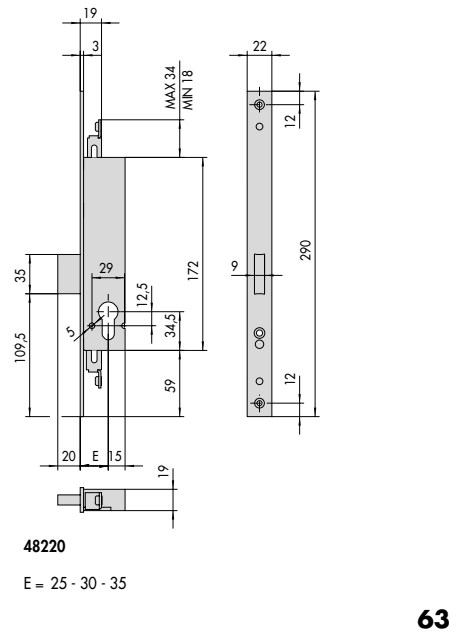
62



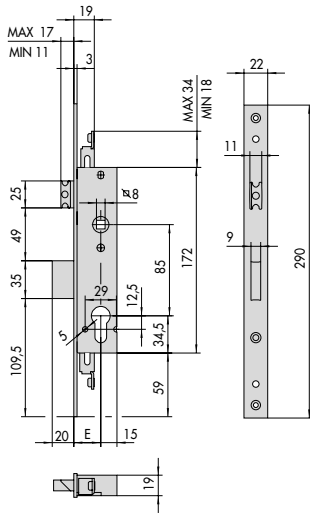
57



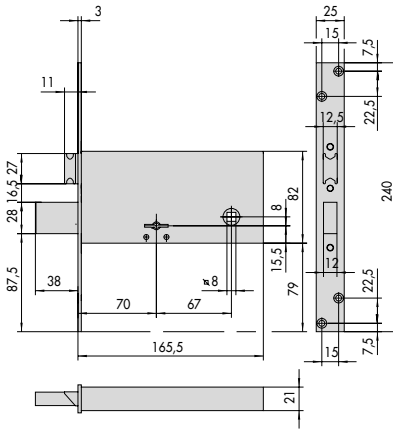
60



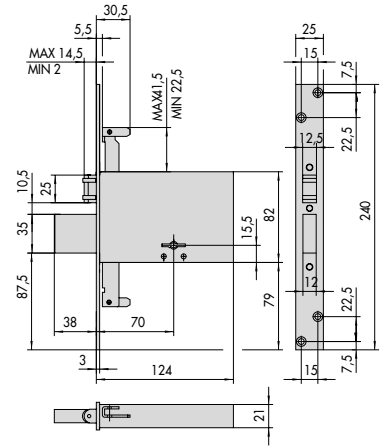
63



48225
E = 25 - 30 - 35



57312

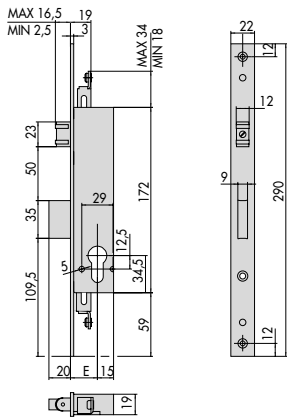


57325

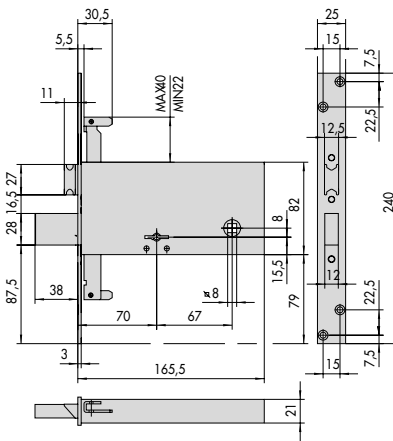
64

67

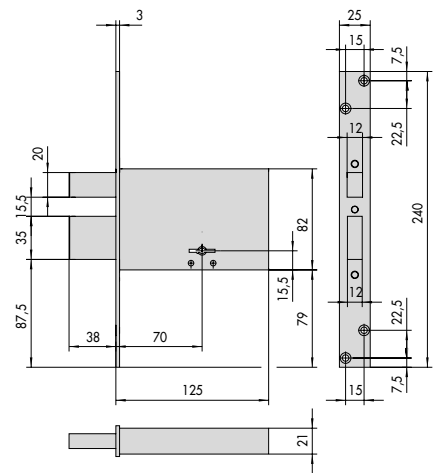
70



48250
E = 25 - 30 - 35



57317

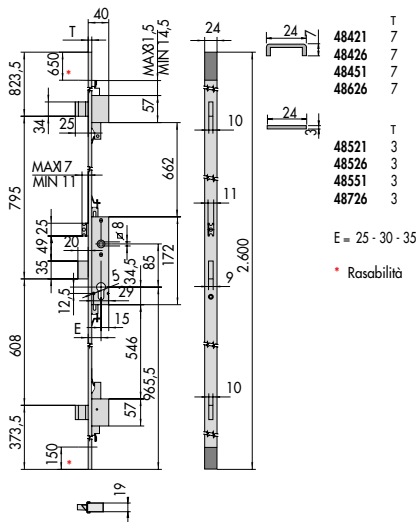


57330

65

68

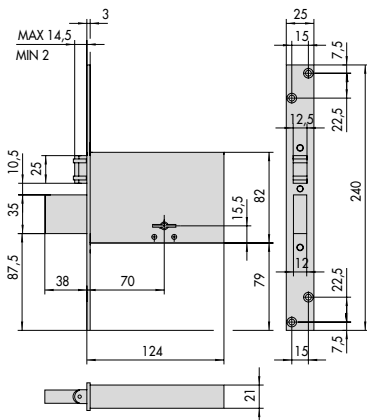
71



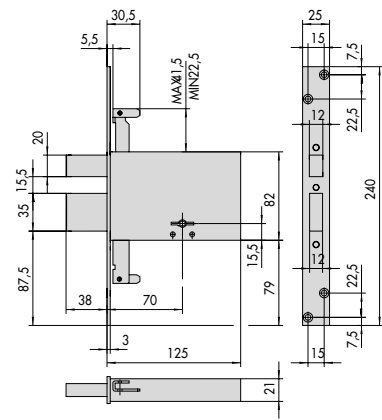
66

69

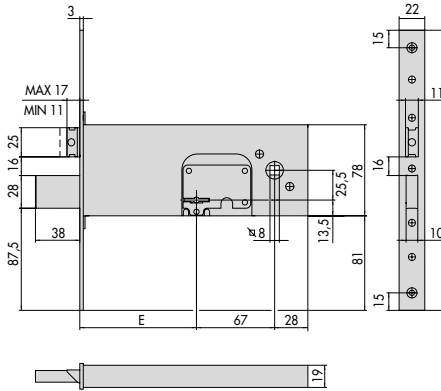
72



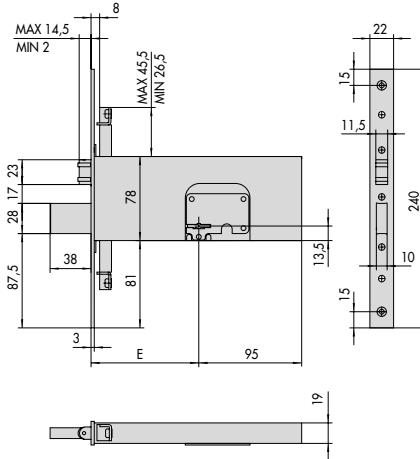
57320



57335



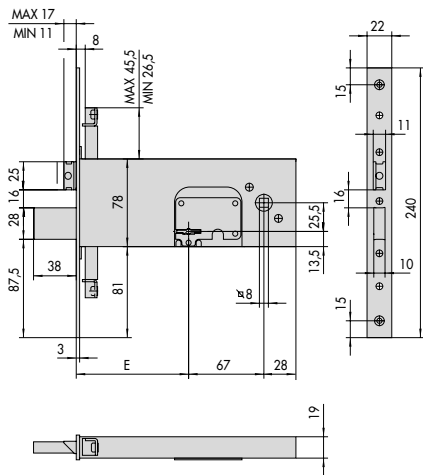
57352
E = 90 - 100



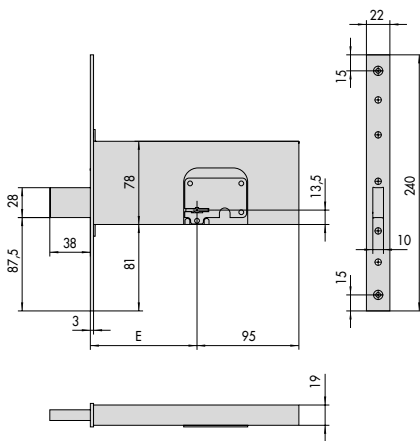
57365
E = 90 - 100

73

76



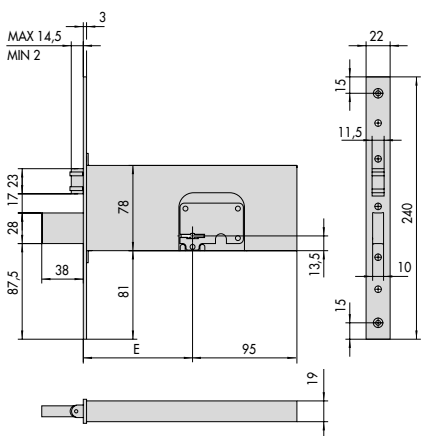
57357
E = 90 - 100



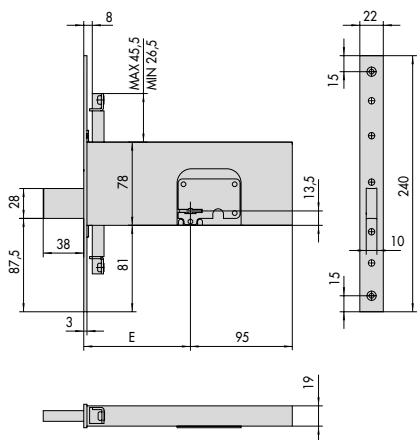
57370
E = 90 - 100

74

77



57360
E = 90 - 100



57375
E = 90 - 100

75

78

