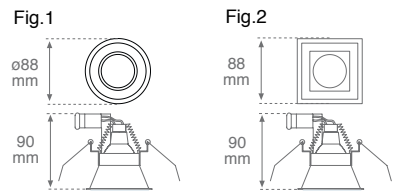


Downlight empotrado modelo RING THINNER FRAME con un alto confort visual gracias a la posición interior no enrasada de la lámpara QR-CBC51. Su fino marco le permite integrarse perfectamente en el techo de la forma más desapercibida. Existen dos versiones, una circular y otra cuadrada ambas disponibles en 2 acabados: negro y blanco mate. Sistema de fijación a techo mediante muelles. Ambos modelos disponibles en color blanco mate o gris metalizado.

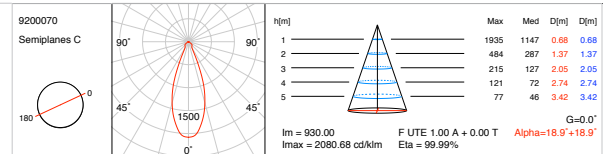
Builtin Downlight of the RING THINNER FRAME model with high visual comfort thanks to the interior non-flush position of the QR-CBC51 lamp. Its fine frame allows it to be perfectly integrated into the ceiling in such a way as to go unnoticed. There are two versions, one circular and the other square, both available in 2 finishes: matt white and black. Ceiling-secured by way of springs. Both models available in matt white or metallised grey.



RING THINNER FRAME redondo  
Rond RING THINNER FRAME



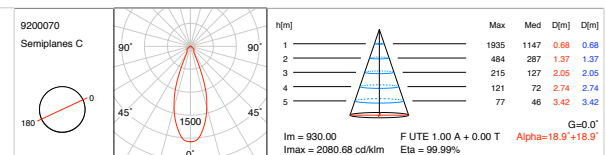
Lamp.	Ref	Color	W	Plum	Fig.
	92.01.28.0	□	50	pag. 465	1
	92.01.28.2	■	50	pag. 465	1



RING THINNER FRAME cuadrado  
Squared RING THINNER FRAME



Lamp.	Ref	Color	W	Plum	Fig.
	92.01.29.0	□	50	pag. 465	2
	92.01.29.2	■	50	pag. 465	2



Equipos página 465  
Control Gear 465