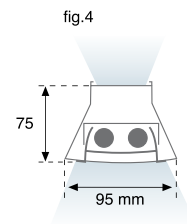
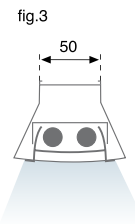




Luminaria TRIPLEX, con óptica parabólica mate y modelos de radiación directa o directa-indirecta. Fabricada en aluminio extrusionado lacado en color blanco con reflector interior de aluminio brillante especular, equipada para una o dos lámparas fluorescentes T5-HO.

TRIPLEX luminaire, for direct or direct-indirect lighting, with matt parabolic optic. Manufactured in extruded aluminium lacquered in white with polished specular interior aluminium reflector, and control gear for one or two T5-HO fluorescent lamps.



Luminaria TRIPLEX con óptica parabólica mate de radiación directa y directa-indirecta
TRIPLEX direct and direct-indirect luminaire with matt parabolic louvre



Lamp	Equipo / Gear	Ref	Color	W	Plum	Lmm	fig.
 	Electrónico T5 HO Electronic T5 HO	53.41.53.0 53.41.54.0 53.41.55.0	<input type="checkbox"/> <input type="checkbox"/> <input type="checkbox"/>	1 x 24 1 x 54 1 x 80	27,6 W 61 W 88 W	700 1300 1600	3
	Radiación directa Direct Luminaire						 5341540 Semiplanes C Im = 4450.00 I _{max} = 316.50 cd/klm F UTE 0.83 F + 0.00 T Eta = 82.96% G=0.0° Alpha=67.6° +67.6° Beta=27.6° +27.6°
 	Electrónico T5 HO Electronic T5 HO	53.42.53.0 53.42.54.0 53.42.55.0	<input type="checkbox"/> <input type="checkbox"/> <input type="checkbox"/>	2 x 24 2 x 54 2 x 80	52,9 W 118 W 172 W	700 1300 1600	3
	Radiación directa Direct Luminaire						 5342540 Semiplanes C Im = 8900.00 I _{max} = 300.10 cd/klm F UTE 0.76 D + 0.00 T Eta = 76.22% G=0.0° Alpha=60.3° +60.3° Beta=40.1° +40.1°
 	Electrónico T5 HO Electronic T5 HO	53.41.74.0 53.41.75.0	<input type="checkbox"/> <input type="checkbox"/>	1 x 54 1 x 80	61 W 88 W	1300 1600	4
	Radiación directa-indirecta Direct-indirect Luminaire						 5341740 Semiplanes C Im = 4450.00 I _{max} = 249.90 cd/klm F UTE 0.74 G + 0.08 T Eta = 81.94% G=0.0° Alpha=68.6° +68.6° Beta=38.4° +38.4°
 	Electrónico T5 HO Electronic T5 HO	53.42.74.0 53.42.75.0	<input type="checkbox"/> <input type="checkbox"/>	2 x 54 2 x 80	118 W 172 W	1300 1600	4
	Radiación directa-indirecta Direct-indirect Luminaire						 5342740 Semiplanes C Im = 8900.00 I _{max} = 218.30 cd/klm F UTE 0.61 G + 0.08 T Eta = 68.48% G=0.0° Alpha=63.2° +62.1° Beta=47.6° +43.0°







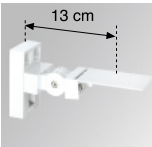
Difusor superior de policarbonato transparente incluido
Transparent polycarbonate upper diffuser included

1-10V Referencias regulables p.481
Dimable references p.481

Sistemas de control 1-10V p.456
Systems of control 1-10V p.456

TRIPLEX

Accesorios generales para la instalación de la luminaria modelo TRIPLEX General accessories for TRIPLEX luminaire installations

Detalle / Detail		Ref.	Color	
 <p>53.05.30.0</p> <p>53.05.31.0</p>	Perfil y tapa Profile and cover	53.05.30.0	<input type="checkbox"/>	Max. 3 m
		53.05.31.0	<input type="checkbox"/>	Max. 3 m
	Tapa final End cover	53.06.42.0	<input type="checkbox"/>	
 <p>110 mm</p>	Unión codo 90° 90° elbow joint	53.05.24.0	<input type="checkbox"/>	
	Juego de 2 fijaciones para unión Set of 2 fixings per joint 2 unit./ ref.	96.06.01.0		
 <p>75 mm</p>	Unión soporte corto pared Short wall bracket 2 unit./ ref.	96.07.45.0	<input type="checkbox"/>	
 <p>300 mm</p>	Unión soporte largo pared Long wall bracket 2 unit./ ref.	96.07.46.0	<input type="checkbox"/>	
 <p>13 cm</p>	Soporte a pared orientable Wall support adjustable 2 unit./ ref.	96.00.06.3	<input type="checkbox"/>	

Suspensiones pág. 344
Suspensions pag. 344