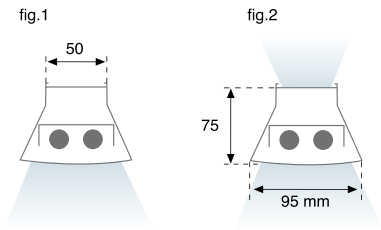





Luminaria TRIPLEX, con difusor de policarbonato y modelos de radiación directa o directa-indirecta. Fabricada en aluminio extrusionado lacado en color blanco con reflector interior de aluminio brillante especular, equipada para una o dos lámparas fluorescentes T5-HO.

TRIPLEX luminaire, for direct or direct-indirect lighting, with polycarbonate diffuser. Manufactured in extruded aluminium lacquered in white with polished specular interior aluminium reflector, and control gear for one or two T5-HO fluorescent lamps.



Luminaria TRIPLEX con difusor de policarbonato de radiación directa y directa-indirecta
TRIPLEX direct and direct-indirect luminaire with polycarbonate diffuser





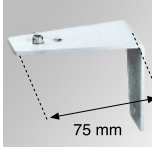
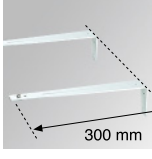
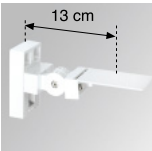


Lamp	Equipo / Gear	Ref	Color	W	Plum	Lmm	fig.	
 	Electrónico T5 HO	53.41.50.0	<input type="checkbox"/>	1 x 24	27,6 W	700	1	
	Electronic T5 HO	53.41.51.0	<input type="checkbox"/>	1 x 54	61 W	1300	1	
		53.41.52.0	<input type="checkbox"/>	1 x 80	88 W	1600	1	
Radiación directa Direct Luminaire								 5341510 Semiplanes C h(m) table: Max 1170, Med 296, D(m) 3.85, 2.32 292, 74, 7.32, 4.64 130, 33, 10.92, 6.97 73, 18, 14.85, 9.25 47, 12, 18.31, 11.61 Im = 4450.00 F UTE 0.74 E + 0.00 T G=0.0° I _{max} = 262.90 cd/klm Eta = 73.97% Alpha=61.4°+61.4° Beta=49.3°+49.3°
 	Electrónico T5 HO	53.42.50.0	<input type="checkbox"/>	2 x 24	52,9 W	700	1	
	Electronic T5 HO	53.42.51.0	<input type="checkbox"/>	2 x 54	118 W	1300	1	
		53.42.52.0	<input type="checkbox"/>	2 x 80	172 W	1600	1	
Radiación directa Direct Luminaire								 5342510 Semiplanes C h(m) table: Max 2107, Med 662, D(m) 2.95, 2.22 527, 151, 5.90, 4.43 234, 67, 8.88, 6.85 132, 38, 11.91, 8.87 84, 24, 14.78, 11.08 Im = 8900.00 F UTE 0.61 E + 0.00 T G=0.0° I _{max} = 236.70 cd/klm Eta = 61.28% Alpha=55.9°+55.9° Beta=47.9°+47.9°
 	Electrónico T5 HO	53.41.71.0	<input type="checkbox"/>	1 x 54	61 W	1300	2	
	Electronic T5 HO	53.41.72.0	<input type="checkbox"/>	1 x 80	88 W	1600	2	
	Radiación directa-indirecta Direct-indirect Luminaire							
 	Electrónico T5 HO	53.42.71.0	<input type="checkbox"/>	2 x 54	118 W	1300	2	
	Electronic T5 HO	53.42.72.0	<input type="checkbox"/>	2 x 80	172 W	1600	2	
	Radiación directa-indirecta Direct-indirect Luminaire							

Difusor superior de policarbonato transparente incluido
Transparent polycarbonate upper diffuser included

1-10V Referencias regulables p.481 Dimable references p.481 Sistemas de control 1-10V p.456 Systems of control 1-10V p.456

Accesorios generales para la instalación de la luminaria modelo TRIPLEX
 General accessories for TRIPLEX luminaire installations

Detalle / Detail		Ref.	Color	
	Perfil y tapa Profile and cover	53.05.30.0	<input type="checkbox"/>	Max. 3 m
		53.05.31.0	<input type="checkbox"/>	Max. 3 m
	Tapa final End cover	53.06.42.0	<input type="checkbox"/>	
	Unión codo 90° 90° elbow joint	53.05.24.0	<input type="checkbox"/>	
	Juego de 2 fijaciones para unión Set of 2 fixings per joint 2 unit./ ref.	96.06.01.0		
	Unión soporte corto pared Short wall bracket 2 unit./ ref.	96.07.45.0	<input type="checkbox"/>	
	Unión soporte largo pared Long wall bracket 2 unit./ ref.	96.07.46.0	<input type="checkbox"/>	
	Soporte a pared orientable Wall support adjustable 2 unit./ ref.	96.00.06.3	<input type="checkbox"/>	

Suspensiones pág. 344
 Suspensions pag. 344