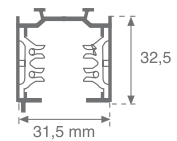


CARRIL TRIFÁSICO



Carril trifásico universal para adosar a pared, techo o suspender. Fabricado en extrusión de aluminio con 3 circuitos independientes más uno neutro y otro de toma tierra. En colores blanco, negro y gris metalizado. Con accesorios que permiten desarrollar cualquier tipo de figura. Suspensiones de cable de acero, rígidas y directas a techo.

Universal three-phase track for suspension or recessed wall or ceiling mounting. Manufactured in extruded aluminium with 3 independent circuits, plus neutral and earth. Available in white, black and metallised grey. Accessories are available for creating any type of figure. Can be ceiling mounted or suspended from steel cable or rigid mountings.







Carril Trifásico 16 A.
16 A 3-circuit track












Ref.	Color	Lmm	Ref.	Color	Lmm	Ref.	Color	Lmm
46.05.06.0	<input type="checkbox"/>	1000	46.05.05.0	<input type="checkbox"/>	2000	46.05.04.0	<input type="checkbox"/>	3000
46.05.06.2	<input checked="" type="checkbox"/>	1000	46.05.05.2	<input checked="" type="checkbox"/>	2000	46.05.04.2	<input checked="" type="checkbox"/>	3000
46.05.06.3	<input type="checkbox"/>	1000	46.05.05.3	<input type="checkbox"/>	2000	46.05.04.3	<input type="checkbox"/>	3000

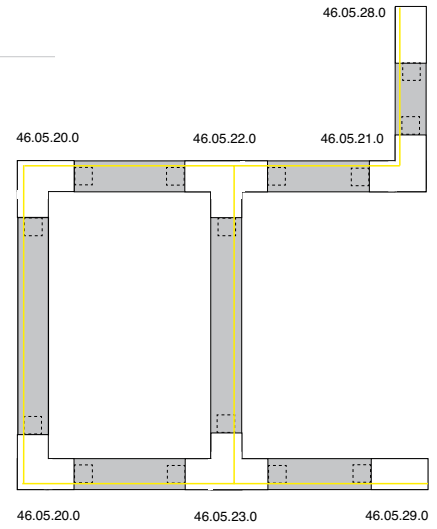
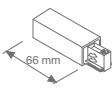
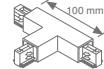
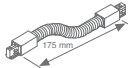
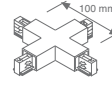
(3680W a 230V)

Suspensiones para carril Suspensions for track

Detalle / Detail	Ref.	Color	
 <p>Directa a techo Direct for surface</p>	46.07.53.0	<input checked="" type="checkbox"/>	
 <p>Cable de acero Steel cable</p>	46.08.53.0	<input type="checkbox"/>	max. 3m
 <p>Rígida Rigid</p>	46.11.10.0	<input type="checkbox"/>	1000 mm
 <p>Union Rígida Rigid joint</p>	46.08.59.0	<input type="checkbox"/>	1000 mm

Accesorios para realizar figuras planas
Accessories to create flat systems

Detalle / Detail	Ref.	Color
 <p>Tapa final End cover</p>	46.06.40.0 46.06.40.2	□ ■
 <p>Unión "Cruz" * "Cross" joint</p>	46.05.24.0 46.05.24.2	□ ■
 <p>Unión codo flexible Flexible "U" corner</p>	46.05.25.0 46.05.25.2	□ ■
 <p>Unión codo 90° * 90° corner joint</p>	46.05.20.0 46.05.20.2 46.05.21.0 46.05.21.2	□ ■ □ ■
 <p>Unión "T" * "T" joint</p>	46.05.22.0 46.05.22.2 46.05.23.0 46.05.23.2	□ ■ □ ■
 <p>Alimentación * Main supply</p>	46.05.28.0 46.05.28.2 46.05.29.0 46.05.29.2	□ ■ □ ■
 <p>Unión recta sin distanciamiento Straight without spacer joint</p>	46.05.27.0 46.05.27.2	□ ■
 <p>Alimentación intermedia * Straight joint spacer</p>	46.05.26.0 46.05.26.2	□ ■
 <p>Herramienta de doblado Dubbing tool</p>	46.00.60.5	■



** Correspondencia entre accesorio y embellecedor empotrable
(Para figuras empotradas es necesario el uso del Embellecedor)
Correspondance entre accessoire et enjoliveur
(For recessed figures is necessary the use of Decorative recessed)