


SEÑALES INDICADORAS



REF. 520
EQUIPOS PRIMEROS
AUXILIOS



REF. 527
CAMILLA DE SOCORRO



REF. 530
DUCHA




REF. 535
DUCHA



REF. 540
LAVAOJOS



REF. 545
LAVAOJOS



REF. 547
SALIDA DE SOCORRO
DESLIZAR PARA ABRIR




REF. 550
PERMITIDO FUMAR



REF. 555
PARADA DE EMERGENCIA



REF. 560
PUNTO DE REUNIÓN




REF. 565
DIRECCIÓN A SEGUIR



REF. 567
TELÉFONO DE SOCORRO



REF. 901
LAVAOJOS DE
EMERGENCIA



REF. 903
DUCHA DE EMERGENCIA



REF. 905
CAMILLA DE SOCORRO




REF. 907
AGUA POTABLE




REF. 929
PUERTA DE SALIDA



REF. 930
PUERTA DE SALIDA



REF. 921
ENTRADA



REF. 923
SALIDA




REF. 934
EMPUJAD




REF. 935
SALIDA DE SOCORRO
APOYAR SOBRE LA BARRA
PARA ABRIR



REF. 955
ROMPER PARA PASAR



REF. 1000
VÍA DE EVACUACIÓN



REF. 1015
SALIDA HABITUAL

MATERIALES

- Poliestireno de 1 mm
- Poliestireno de 2 mm
- Aluminio de 8 décimas
- Adhesivo


MEDIDAS

- 594 x 594 mm
- 420 x 420 mm
- 297 x 297 mm
- 210 x 210 mm
- 148 x 148 mm
- 105 x 105 mm

SEÑALES INDICADORAS CON RÓTULO



REF. 68



REF. 69



REF. 73



REF. 74




REF. 75



REF. 76



REF. 79



REF. 80



REF. 81



REF. 82



REF. 83



REF. 84



REF. 85



REF. 86



REF. 87



REF. 88



REF. 89



REF. 90



REF. 91



REF. 92


MATERIALES

- Poliestireno de 1 mm
- Poliestireno de 2 mm
- Aluminio de 8 décimas
- Adhesivo

MEDIDAS

- 450 x 330 mm
- 340 x 230 mm
- 250 x 170 mm

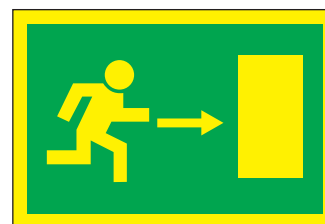
EVACUACIÓN Y SALVAMENTO



REF. 615



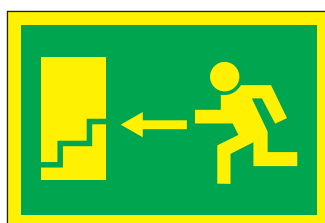
REF. 616



REF. 625



REF. 626



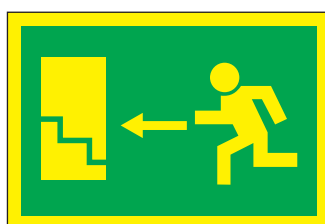
REF. 650



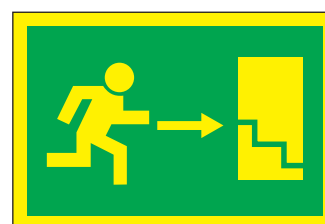
REF. 651



REF. 652



REF. 653



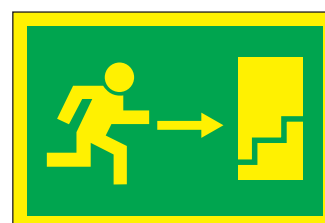
REF. 655




REF. 656




REF. 657



REF. 658



REF. 665



REF. 670



REF. 685



REF. 690



REF. 695



REF. 697


MATERIAL

- Luminiscente


MEDIDAS

- 841 x 594 mm
- 594 x 420 mm
- 420 x 297 mm
- 297 x 210 mm
- 297 x 148 mm


EVACUACIÓN Y SALVAMENTO



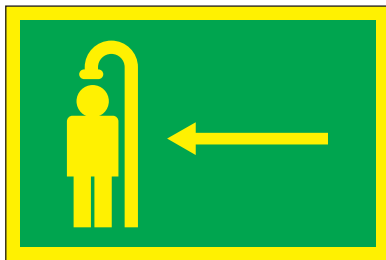
REF. 570




REF. 608



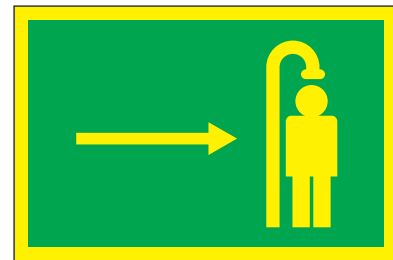
REF. 575



REF. 609



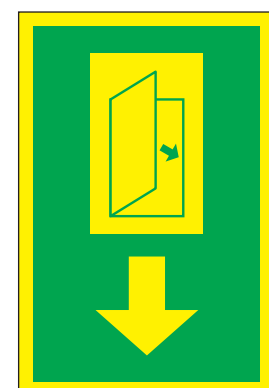
REF. 607



REF. 606



REF. 610



REF. 660

MATERIAL

- Luminiscente

MEDIDAS

- 841 x 594 mm
- 594 x 420 mm
- 420 x 297 mm
- 297 x 210 mm
- 297 x 148 mm

EVACUACIÓN Y SALVAMENTO




REF. 620


MEDIDA
• 700 x 180 mm



REF. 602



REF. 603



REF. 604



REF. 602-600-D



REF. 602-600-I



REF. 602-D



REF. 602-I



REF. 600



REF. 605

MEDIDA		
• 420 x 297 mm	• 297 x 210 mm	• 297 x 148 mm



REF. 620

MEDIDAS
<ul style="list-style-type: none"> • 420 x 148 mm • 297 x 210 mm • 297 x 148 mm

MATERIAL
• Luminiscente



REF. 958

MEDIDAS
<ul style="list-style-type: none"> • 148 x 105 mm • 210 x 148 mm • 297 x 210 mm

EVACUACIÓN Y SALVAMENTO

SALIDA DE EMERGENCIA

REF. A-30

MEDIDAS

- 297 x 148 mm
- 420 x 210 mm
- 594 x 297 mm

SALIDA DE EMERGENCIA

REF. A-40

SALIDA DE EMERGENCIA

REF. A-50

SALIDA DE EMERGENCIA

REF. A-60

SALIDA DE EMERGENCIA

REF. A-70

SALIDA DE EMERGENCIA

REF. A-80

SALIDA DE EMERGENCIA

REF. A-90

SALIDA DE EMERGENCIA

REF. A-100

SALIDA DE EMERGENCIA

REF. A-110

SALIDA DE EMERGENCIA

REF. A-120

SALIDA DE EMERGENCIA

REF. A-130

MATERIAL

- Luminiscente

MEDIDAS

- 445 x 148 mm
- 630 x 210 mm
- 891 x 297 mm

EVACUACIÓN Y SALVAMENTO

SALIDA

REF. A-140

MEDIDAS

- 297 x 105 mm
- 420 x 148 mm
- 594 x 210 mm

↓ SALIDA

REF. A-150

SALIDA ↑

REF. A-160

↖ SALIDA

REF. A-170

SALIDA ↗

REF. A-180

← SALIDA

REF. A-190

SALIDA →

REF. A-200

↙ SALIDA

REF. A-210

SALIDA ↘

REF. A-220

↑ SALIDA

REF. A-230

SALIDA ↓

REF. A-240


MATERIAL

- Luminiscente


MEDIDAS

- 402 x 105 mm
- 568 x 148 mm
- 804 x 210 mm

EVACUACIÓN Y SALVAMENTO



REF. A-250



REF. A-260



REF. A-270



REF. A-280



REF. A-290



REF. A-300



REF. A-310



REF. A-320



REF. A-330




REF. A-340

MEDIDAS

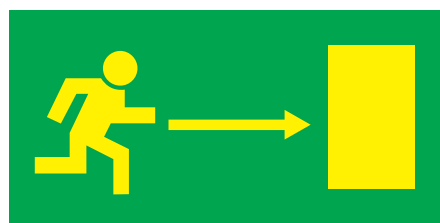
• 448 x 224 mm

• 894 x 447 mm

• 1.188 x 594 mm



REF. A-10



REF. A-11

MATERIAL

• Luminiscente

MEDIDAS

• 320 x 160 mm

• 632 x 316 mm

• 948 x 474 mm