




Tipo de perfiles

Bepex Cora, S.L.



Fishbone




Características

- 1.5 mm profundidad dibujo
- EP-fabricación carcasa
- Anchura maxima 1150 mm
- Opción con sellado lateral
- Disponible en todas las calidades standard



Fishbone




Applications

- Sacks/boxes on flat installations
- Bulk material on troughed installations
- Maximum inclination 30°– 35°



Rufftop




Characteristics

- 2.5 mm deep profile with excellent grip
- EP-fabric carcass
- Maximum width 2000 mm
- Supplied with cut/sealed edges
- Available in RA, RE, RS and BHTE



Rufftop




Applications

- For transporting packed goods (sacks, boxes)
- Luggage handling
- Maximum inclination 35° – 40°



Chevron




Characteristics

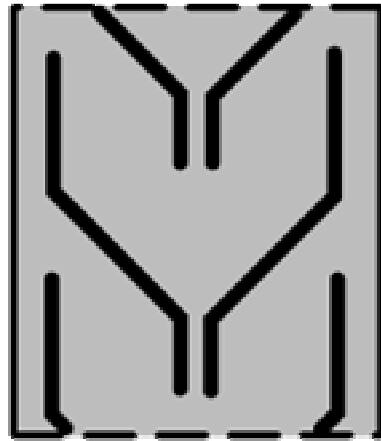
- Profiles 16 mm and 32 mm (High Chevron)
- Profiles are integral part of belt
- Widths from 400 to 1600 mm
- Supplied with moulded edges
- Available in RA, ROS and BHTE



Chevron belting



Profile sketch Chevron




**400 mm
Chevron profile
(C 330/16)**



**500-600-650-800-1000-1200 mm
Chevron profile
(C 430/16) (C 530/16) (C 650/16)
(C800/16) (C 1000/16)**



Chevron



Profile sketch High Chevron




500-600-650-800-1000-1200-1400-1600 mm

High Chevron profile
(HC 450/32) (HC 600/32) (HC 800/32)
(HC 1000/32) (HC 1200/32)



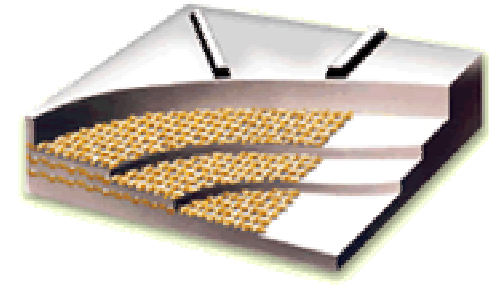
Chevron



Advantages

- Inclinations up to 40° possible
- Easy splicing, both hot and cold
- No need for special idlers because of profile design (smooth running)





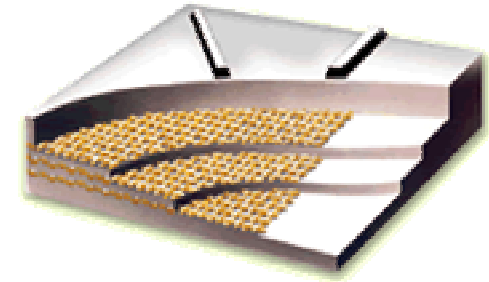
Multiprof

Characteristics

- 7 mm high profile
- Width from 550 to 1200 mm
- Profile width 500, 650 and 800 mm
- Superfort or Dunloflex carcass
- Available in most cover qualities

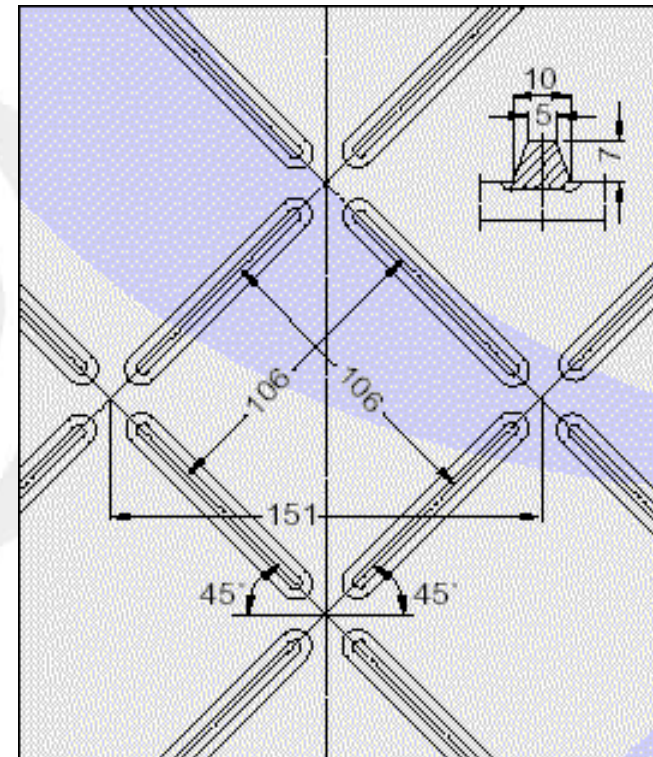


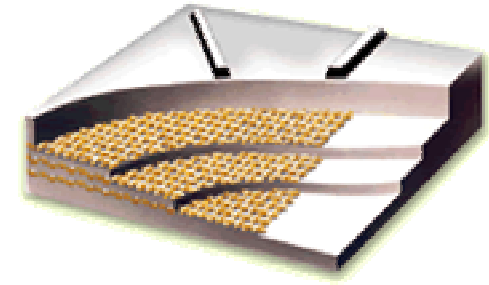
Multiprof



Profile sketch

- Designed for multifunctional use
- Easy cleaning
- Smooth/steady running
- Proper draining





Multiprof

Advantages

- For both packaged and bulk material
- Very smooth and steady running on return idlers
- Low noise operation
- Slope angles up to 30°

