




Cucharas Hormigoneras

Concrete Mixers - Serie MIX



Características Specifications



▲ Controles y reloj
Controls and clock




▲ Parada seguridad
Stop security switch



▲ Control remoto
Remote control



▲ Enrollador eléctrico - opción
Electric cable reel - option



▲ Tubo de vaciado para encofrados
Discharging tube



▲ Sistema de vaciado
Discharging system



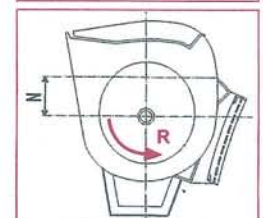
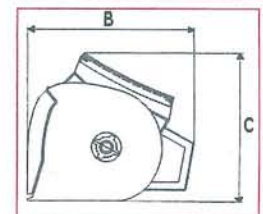
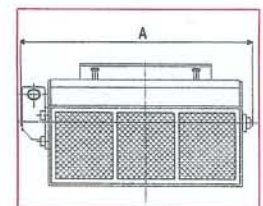
▲ Transmisión por reductor
Gearbox system



▲ Vista general trasera
Rear overall view



▲ Detalle eje mezclador
Mixing axle detail



R: Sentido rotación eje
Axle rotation sense



▲ Sencilla y rápidamente acoplable a una gran cantidad de máquinas
Easily and quickly attached to different machines

Especificaciones Técnicas Technical features

Modelo Model	Volumen de mezcla Mixing capacity	Nivel N Level N	Reductor Reduction gear	Lpm	Bar	Peso Weight	A	B	C	CE
	(L)	(mm)	(N°/Nr)			(Kg)	(mm)	(mm)	(mm)	
MIX250	250	180	1	30 - 80	150 - 270	350	1220	900	830	
MIX350	350	75	1	50 - 80	160 - 270	650	1570	1080	1120	
MIX500	500	140	1	50 - 80	180 - 270	780	1840	1080	1120	
MIX750	750	130	2	80 - 120	180 - 270	1000	2000	1300	1250	
MIX1000	1000	180	2	80 - 120	180 - 270	1150	2330	1300	1250	