




# Cucharones para escombros


Dutch stone buckets



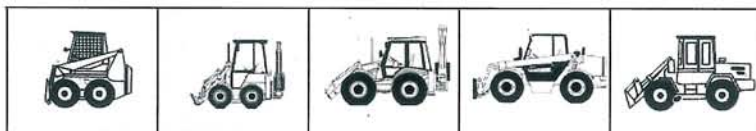
# Características Specifications



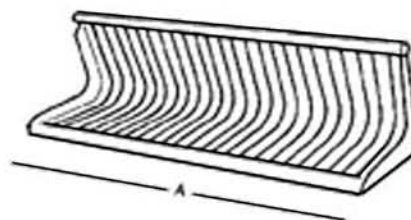
▲ Dientes (opcional)  
Teeth (optional)



▲ Laterales cerrados (opcional)  
Sides closed (optional)



▲ Sencilla y rápidamente acoplable a una gran cantidad de máquinas  
Easily and quickly attached to different machines



## Especificaciones Técnicas Technical features

Modelo Model	A (mm)	Capacidad Capacity (L / LSAE)	Ø Barras Ø Bars (mm)	<-> Barras <-> Bars (mm)	Peso Weight (Kg)
DSB.1000	1020	145 / 205	22	48	97
DSB.1100	1090	155 / 220	22	48	100
DSB.1220	1230	175 / 245	22	48	104
DSB.1370	1370	200 / 275	22	48	122
DSB.1520	1510	220 / 305	22	48	140
DSB.1680	1650	240 / 330	22	48	150
DSB.1850	1860	270 / 375	22	48	160
DSB.1220B	1240	250 / 325	25	49	155
DSB.1370B	1390	280 / 365	25	49	170
DSB.1520B	1540	310 / 405	25	49	190
DSB.1680B	1680	340 / 445	25	49	200
DSB.1850B	1830	370 / 485	25	49	210
DSB.2000B	2050	415 / 545	25	49	225
DSB.2200B	2200	440 / 585	25	49	235
DSB.2350B	2350	475 / 602	25	49	250
DSB.2100C	2120	930 / 1170	25	49	500
DSB.2300C	2320	1020 / 1285	25	49	656
DSB.2400C	2420	1065 / 1340	25	49	645

CE