

Vista interior KLmacro 52



Vista exterior KLmacro 52



KLmacro 52

-Serie con canal de puerta.

-Sección de marcos y hojas de 50 mm.

-Puertas apertura interior y exterior.

-Aperturas vaiven.

-Marco especial para incorporar al sistema KLmetal 50

-Posibilidad de travesaño reforzado.

-Hoja perimetral con remate inferior.

-Zócalo inferior e intermedio.

-Dos posibilidades de abisagrado:

-En el interior del canal.

-De plastón.

-Tapa inversora de poliamida.

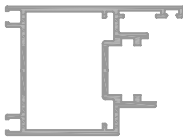
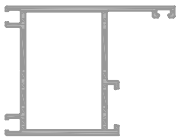
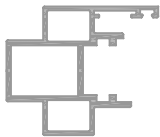


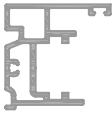
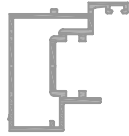
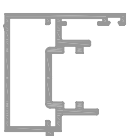










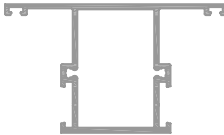
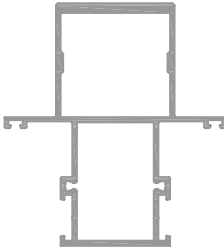


-Número reducido de accesorios y mecanizados.

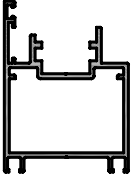
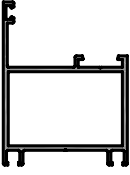
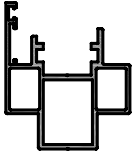
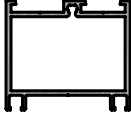
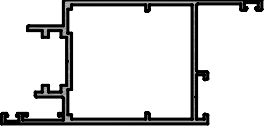
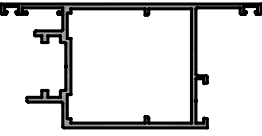
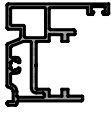
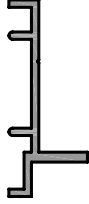
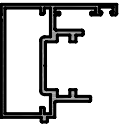
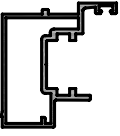
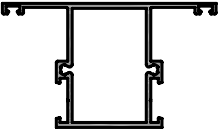
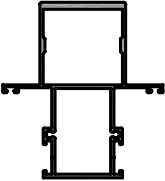
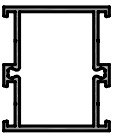


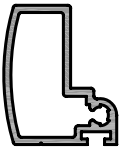
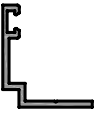


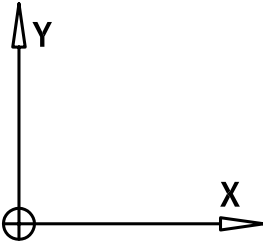
-Grandes aperturas y diversidad de modulaciones


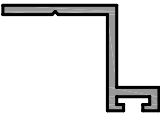

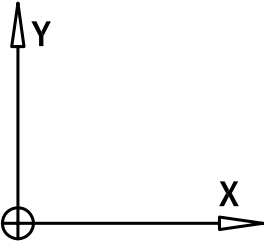
-Solución de obra común a todas las series KLmacro.

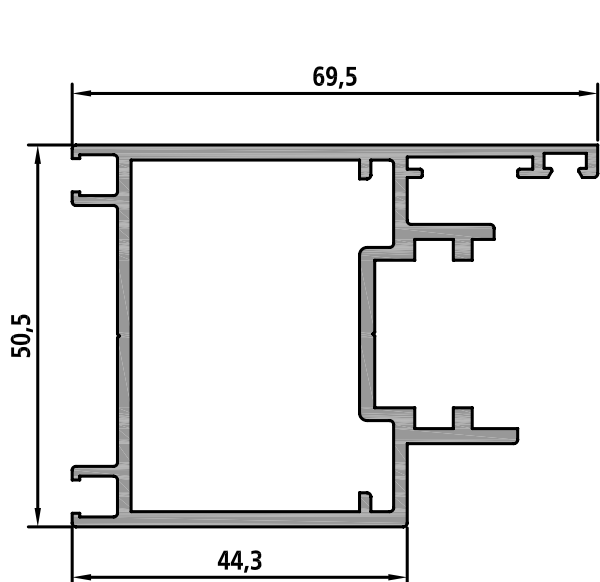
convertimos
el aluminio
en calidad de vida

Perfiles de la serie KL Macro 52

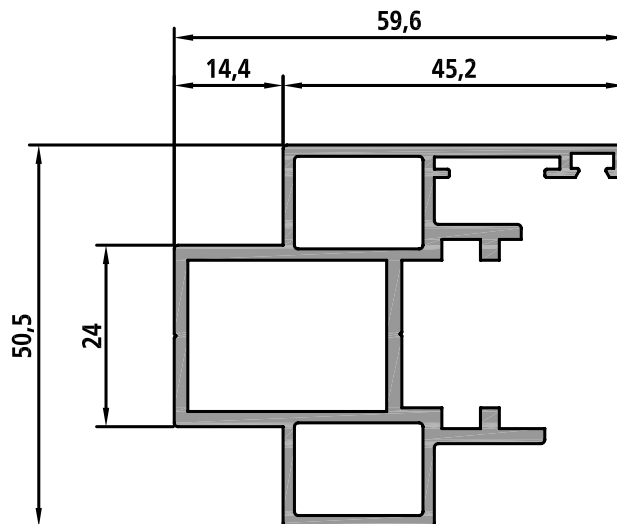
Marcos	 21801 Marco	 21804 Marco Fijos / Hoja Vaivén	 21802 Marco Muro Cortina		
Hojas	 21800 Hoja Ap. Interior	 21805 Hoja Ap. Exterior	 21806 Inversor		
Postizos	 21809 Postizo Bisagra de Palas en Fijos Ap. Int.	 21807 Postizo Bisagra de Palas en Fijos Ap. Ext.	 21808 Postizo Bisagra de Plastón		
Vaivén	<div style="background-color: #d9ead3; padding: 2px; display: inline-block; font-size: 0.8em;">Pendiente</div>  21814 Marco Vaivén	<div style="background-color: #d9ead3; padding: 2px; display: inline-block; font-size: 0.8em;">Pendiente</div>  21815 Travesaño Vaivén	<div style="background-color: #d9ead3; padding: 2px; display: inline-block; font-size: 0.8em;">Pendiente</div>  21816 Vaivén Fijos	<div style="background-color: #d9ead3; padding: 2px; display: inline-block; font-size: 0.8em;">Pendiente</div>  21817 Vaivén s/c	<div style="background-color: #d9ead3; padding: 2px; display: inline-block; font-size: 0.8em;">Pendiente</div>  21818 Vaivén c/c
Otros	 21803 Remate Inferior	 13771 Portacepillos	<div style="background-color: #d9ead3; padding: 2px; display: inline-block; font-size: 0.8em;">Pendiente</div>  21819 Unión de Marcos	 12980 Pisadera	
Complementarios	 21810 Travesaño	 21811 Travesaño Reforzado	 21812 Zócalo Intermedio	 21813 Zócalo Inferior	

<p>21801</p>  <p>$I_{xc} = 17.97 \text{ cm}^4$ $I_{yc} = 17.92 \text{ cm}^4$</p>	<p>21804</p>  <p>$I_{xc} = 15.91 \text{ cm}^4$ $I_{yc} = 12.55 \text{ cm}^4$</p>	<p>21802</p>  <p>$I_{xc} = 11.49 \text{ cm}^4$ $I_{yc} = 9.93 \text{ cm}^4$</p>	<p>21814</p> <p>Pendiente</p>  <p>$I_{xc} = 8.66 \text{ cm}^4$ $I_{yc} = 13.89 \text{ cm}^4$</p>
<p>21800</p>  <p>$I_{xc} = 24.18 \text{ cm}^4$ $I_{yc} = 44.45 \text{ cm}^4$</p>	<p>21805</p>  <p>$I_{xc} = 23.52 \text{ cm}^4$ $I_{yc} = 44.45 \text{ cm}^4$</p>	<p>21806</p>  <p>$I_{xc} = 6.51 \text{ cm}^4$ $I_{yc} = 3.58 \text{ cm}^4$</p>	<p>21808</p>  <p>$I_{xc} = 0.11 \text{ cm}^4$ $I_{yc} = 1.66 \text{ cm}^4$</p>
<p>21807</p>  <p>$I_{xc} = 9.71 \text{ cm}^4$ $I_{yc} = 5.23 \text{ cm}^4$</p>	<p>21809</p>  <p>$I_{xc} = 9.76 \text{ cm}^4$ $I_{yc} = 5.31 \text{ cm}^4$</p>	<p>21810</p>  <p>$I_{xc} = 17.50 \text{ cm}^4$ $I_{yc} = 18.67 \text{ cm}^4$</p>	<p>21811</p>  <p>$I_{xc} = 80.48 \text{ cm}^4$ $I_{yc} = 29.97 \text{ cm}^4$</p>
<p>21815</p> <p>Pendiente</p>  <p>$I_{xc} = 13.74 \text{ cm}^4$ $I_{yc} = 9.08 \text{ cm}^4$</p>	<p>21812</p>  <p>$I_{xc} = 29.42 \text{ cm}^4$ $I_{yc} = 92.63 \text{ cm}^4$</p>	<p>21813</p>  <p>$I_{xc} = 94.55 \text{ cm}^4$ $I_{yc} = 30.97 \text{ cm}^4$</p>	<p>21803</p>  <p>$I_{xc} = 0.80 \text{ cm}^4$ $I_{yc} = 0.47 \text{ cm}^4$</p>
<p>21816</p> <p>Pendiente</p>  <p>$I_{xc} = 0.66 \text{ cm}^4$ $I_{yc} = 0.38 \text{ cm}^4$</p>	<p>21817</p> <p>Pendiente</p>  <p>$I_{xc} = 3.72 \text{ cm}^4$ $I_{yc} = 0.15 \text{ cm}^4$</p>	<p>21818</p> <p>Pendiente</p>  <p>$I_{xc} = 5.03 \text{ cm}^4$ $I_{yc} = 0.26 \text{ cm}^4$</p>	

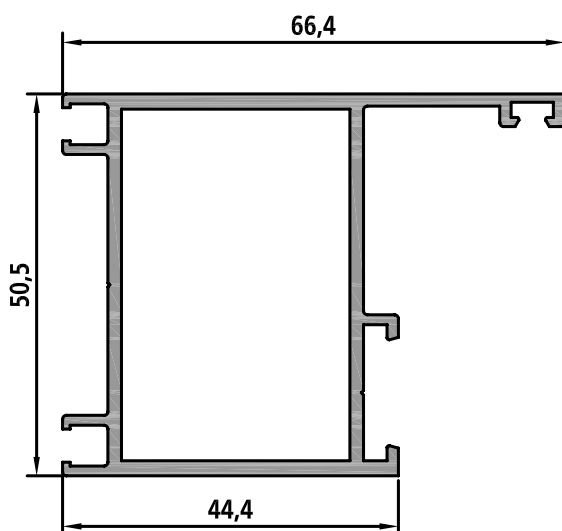
<p>21819</p>  <p>Pendiente</p> <p>$I_{xc} = 5.49 \text{ cm}^4$ $I_{yc} = 0.11 \text{ cm}^4$</p>	<p>13771</p>  <p>$I_{xc} = 0.26 \text{ cm}^4$ $I_{yc} = 0.28 \text{ cm}^4$</p>	<p>12980</p>  <p>$I_{xc} = 0.03 \text{ cm}^4$ $I_{yc} = 2.12 \text{ cm}^4$</p>	



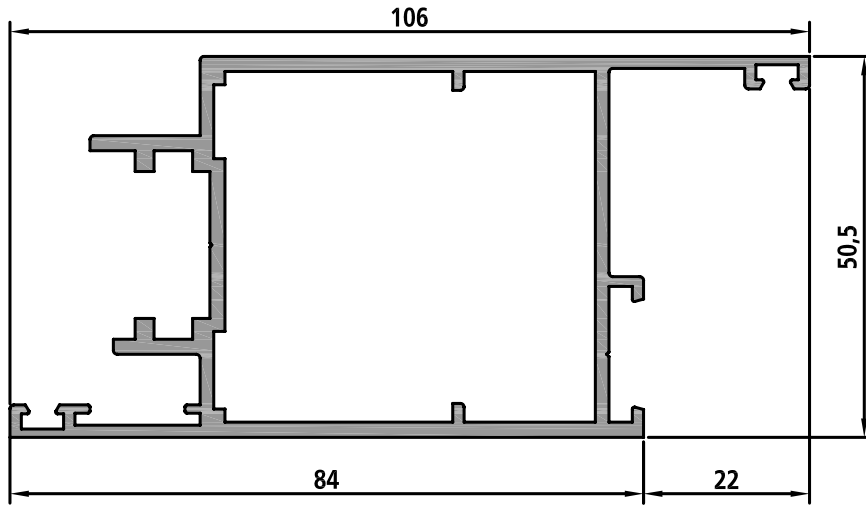
21801
Marco



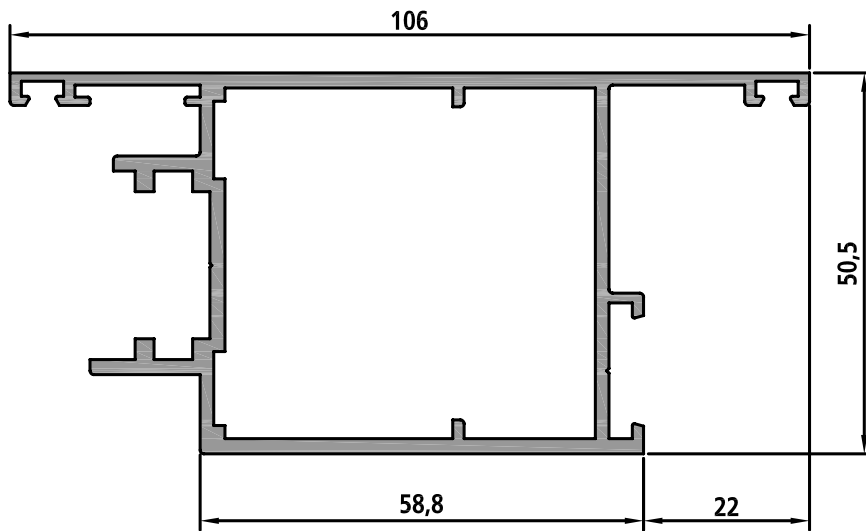
21802
Marco muro cortina



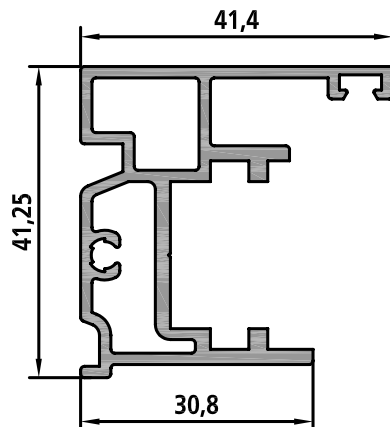
21804
Marco fijos
Hoja Vaivén



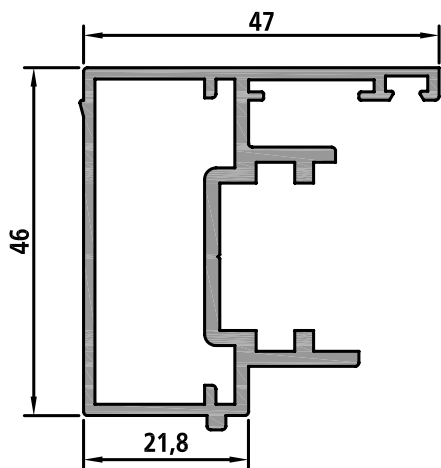
21800
Hoja Apertura Int



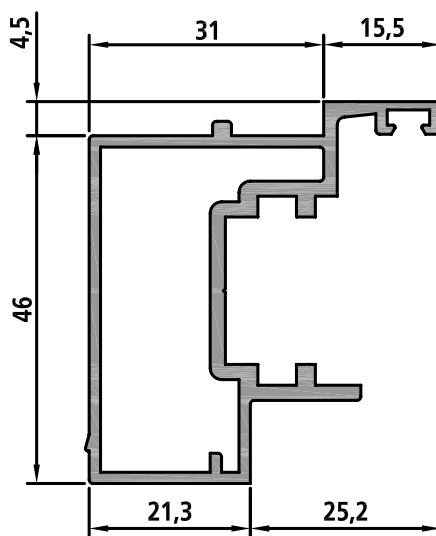
21805
Hoja Apertura Ext



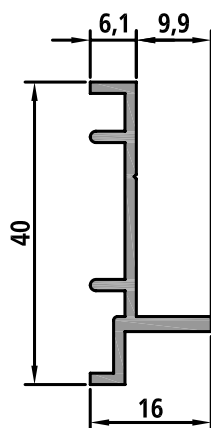
21806
Inversor



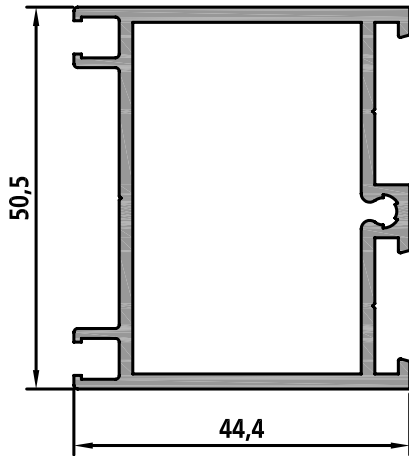
21807
Postizo Bisagra de
palas en fijos Ap. Ext.



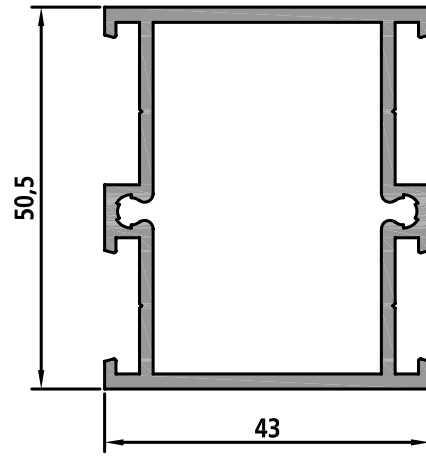
21809
Postizo Bisagra de
palas en fijos
Ap. Int.



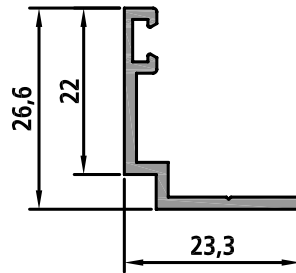
21808
Postizo bisagra de
plastón



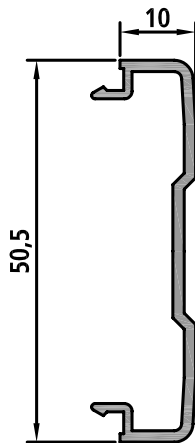
21814
Marco vaivén
Pendiente



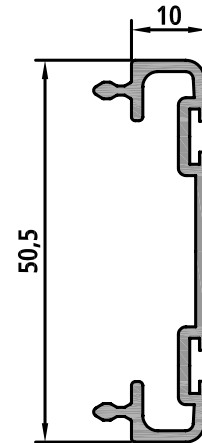
21815
Travesaño vaivén
Pendiente



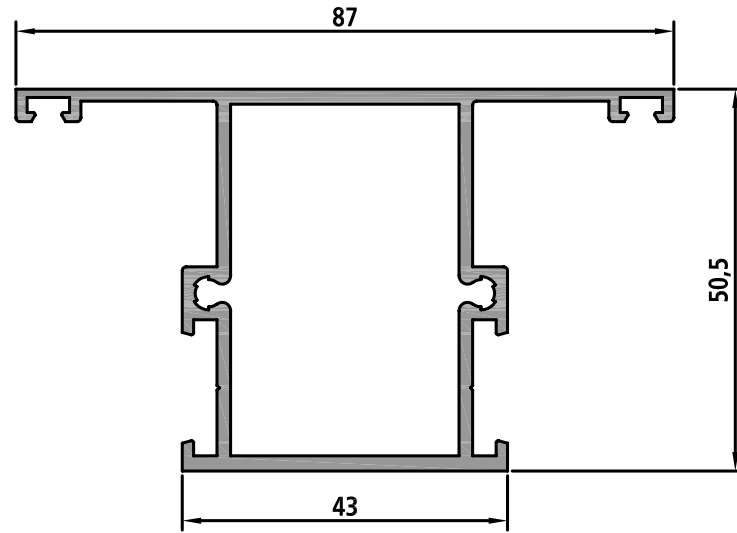
21816
Vaivén fijos
Pendiente



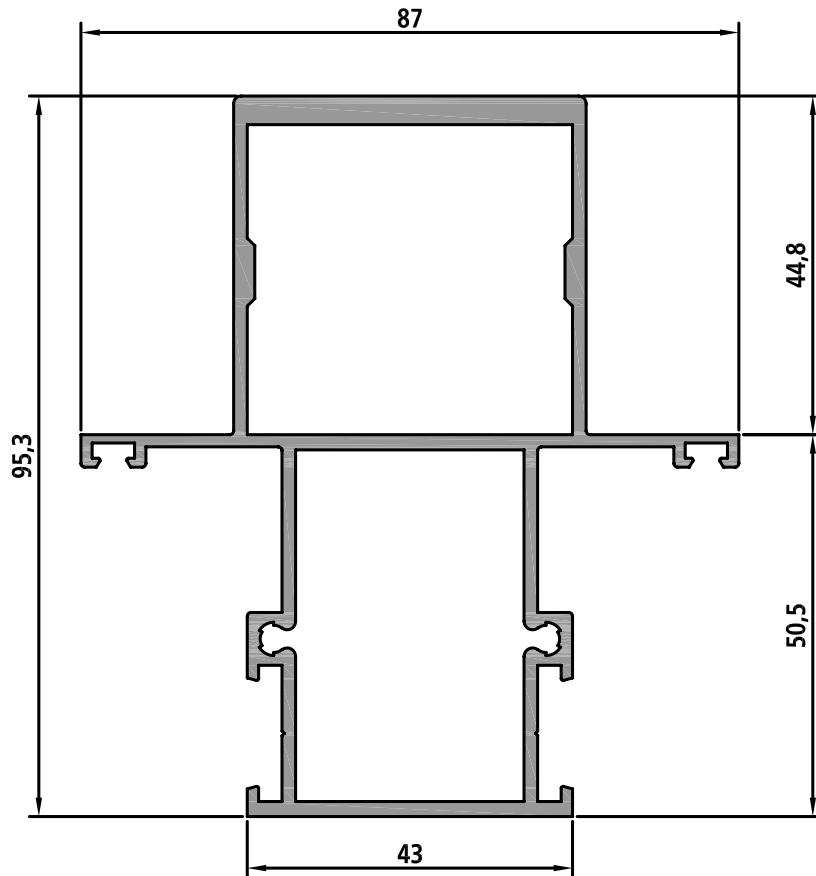
21817
Vaivén sin cepillos
Pendiente



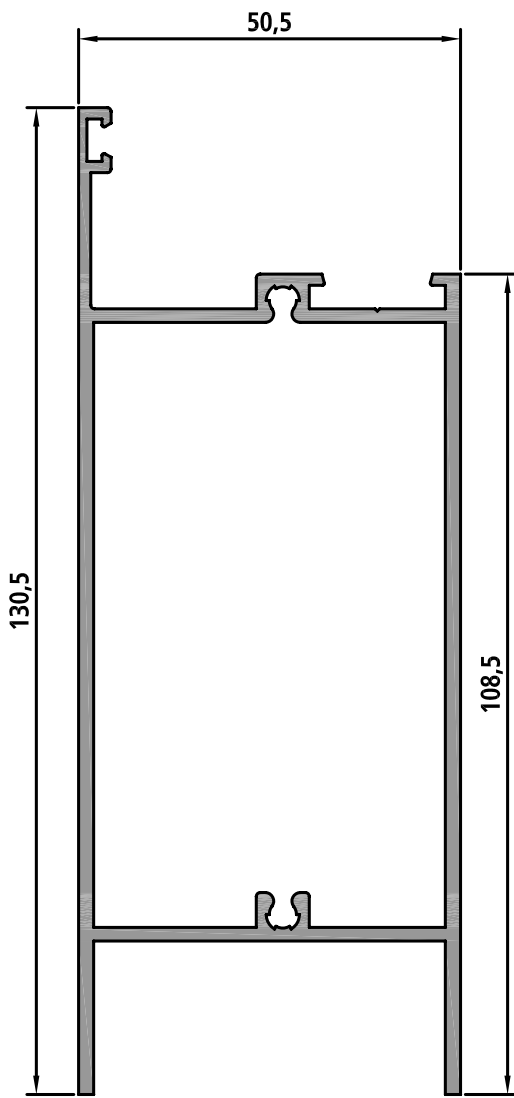
21818
Vaivén con cepillos
Pendiente



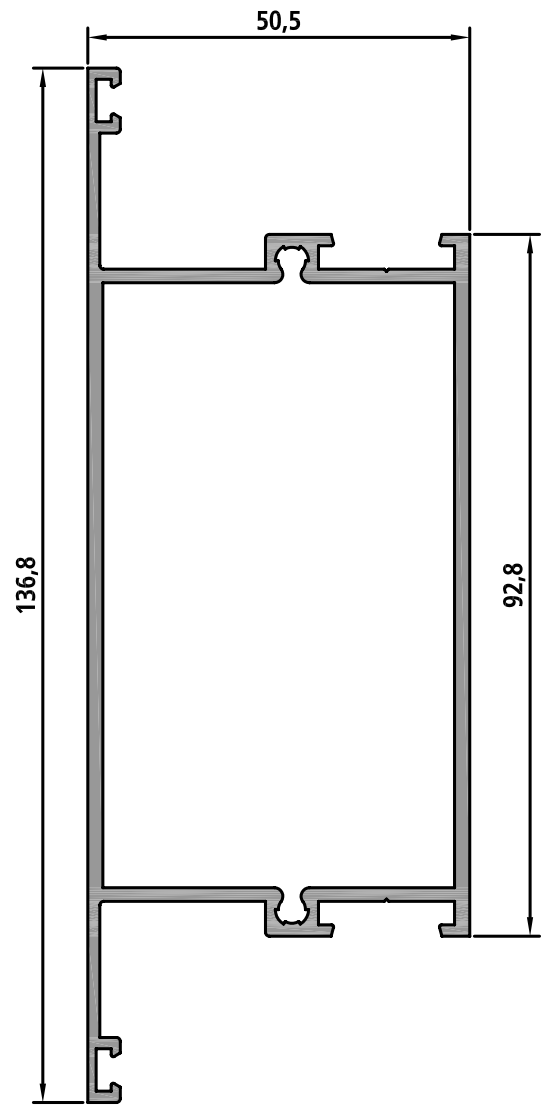
21810
Travesaño



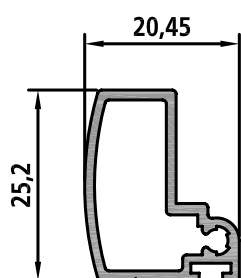
21811
Travesaño Reforzado



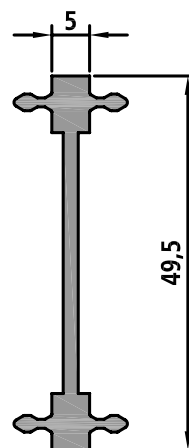
21813
Zócalo inferior



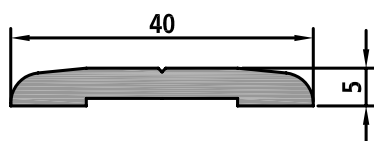
21812
Zócalo intermedio



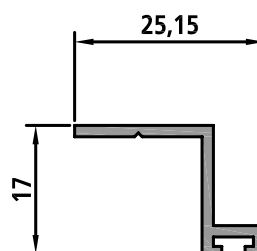
21803
Remate inferior




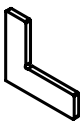

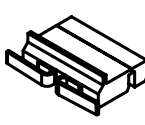


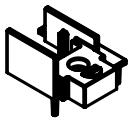
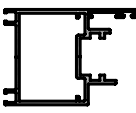
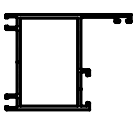
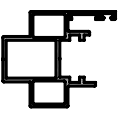

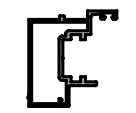
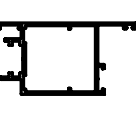
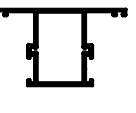
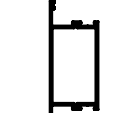

21819
Unión marcos
Pendiente




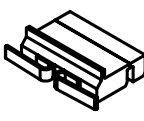


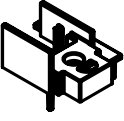
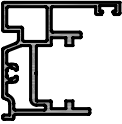



12980
Pisadera




13771
Portacepillo

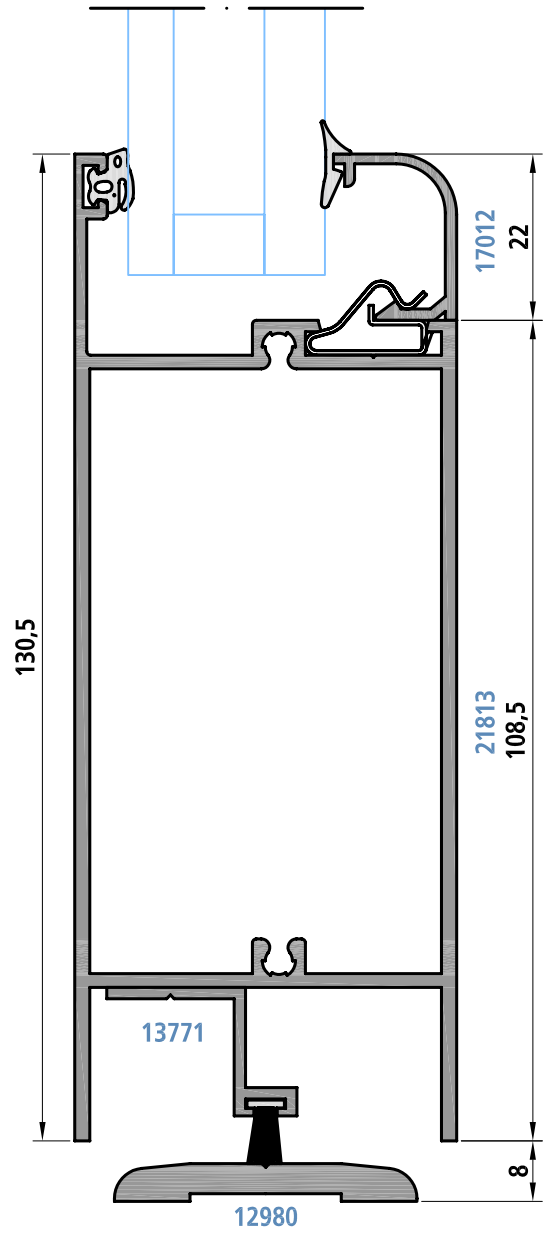
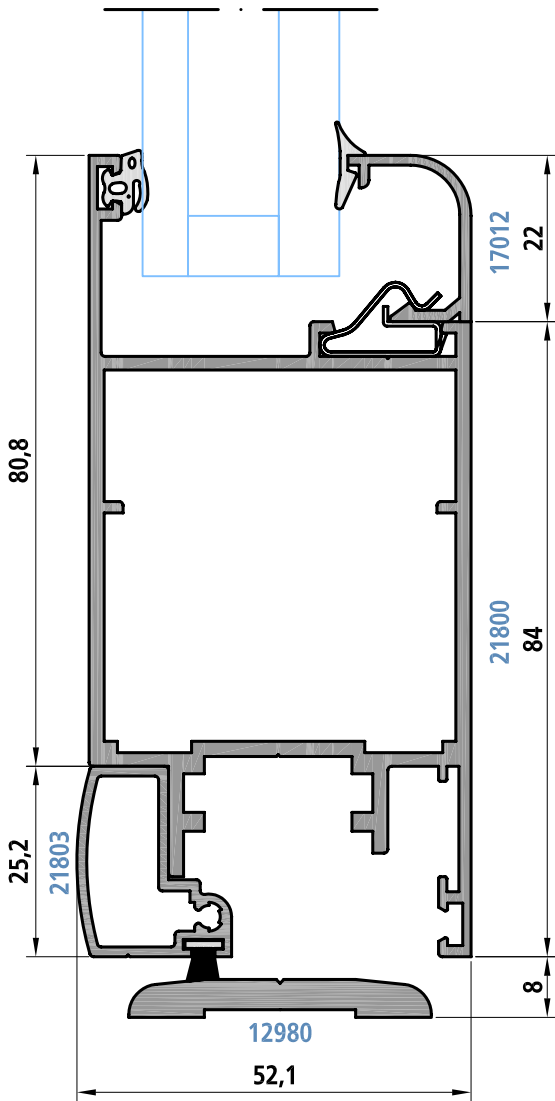
ACCESORIOS PERFILES	Escuadra tetón 	Escuadra alineación 	Junta Syncro 	Calzo 	Topes 	Deflector 	Tapa inversora 
marco  21801	EA - 21800	A0425	JT - 1594				
marco fijos  21804	EA - 21800		JT - 1594	CIM1SC		DRMP100 PR00 - 058	
marco muro cortina  21802	EA - 21802	A0425	JT - 1594				
marco valván  21814	EA - 21800						
postizos bisagras  21807 21809	EA - 21807		JT - 1594				
hojas  21800 21805	EA - 21800	A0425	JT - 1594	CIM1SC			
travesaños  21810 21811	EA - 21800 Sólo en 20810		JT - 1594	CIM1SC	TA - 1830	DRMP100 PR00 - 058	
zócalos  21812 21813			JT - 1594	CIM1SC	TA - 1830	DRMP100 PR00 - 058	
travesaño valván  21815					TA - 1830		

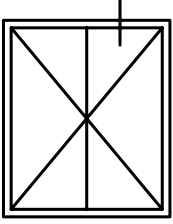
ACCESORIOS PERFILES	Escuadra tetón 	Escuadra alineación 	Junta Syncro 	Calzo 	Topes 	Tapa remate inf. 	Tapa inversora 
inversor  21806			JT - 1594				PR - 21806I PR - 21806D
remate inferior  21803						PR - 21803	

			Medidas en mm de hueco sin ninguna goma	Observaciones				
12992	16956	16958	19.2	<p>GRAPA DE PLÁSTICO</p> <p>G117-281</p>				
12961	16955	16957	23.2					
12962	14907	15226	27.2					
12963	16961	16962	31.2					
19974	15220	15228	35.5					
18478	15219	18887	37.7					
			Medidas en mm de hueco sin ninguna goma	<p>GRAPA DE PLÁSTICO</p> <p>G117-MP</p> <p>NOTA: Para vidrios de espesor igual o mayor que 20mm el descuento para la medida final de los vidrios debe ser 9 mm como mínimo por cada lado, para poder salvar tanto el junquillo de clip como el de grapa.</p>				
		17011	25.9					
		17012	29.9					
		17825	35.7					
17017		17008	39.9					
			Medidas en mm de hueco sin ninguna goma					
19960	19961	19962	34					
19963	19964	19965	25.7					
				<p>JT413 2/3 mm</p> <p>JT414 4/5 mm</p>				
21804	21800	21810						
				<p>JUNTAS DE ACRISTALAMIENTO INTERIOR PRECORTADAS PARA SU CLIPADO PERIMETRAL.</p>				
JT1128 2.5/3 mm	JT413 2/3 mm	JT414 4/5 mm	KL-058		KL-056	KLG-5446	A0156	A0028

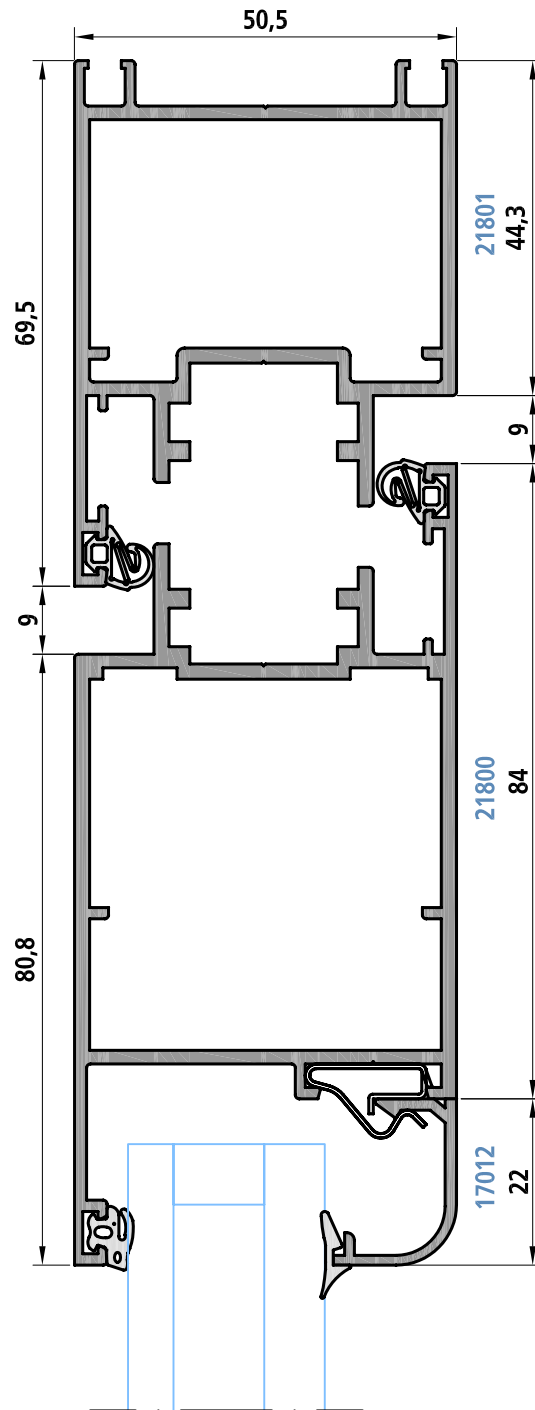


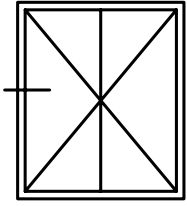
PUERTA APERTURA INTERIOR _ BISAGRA DE PALAS



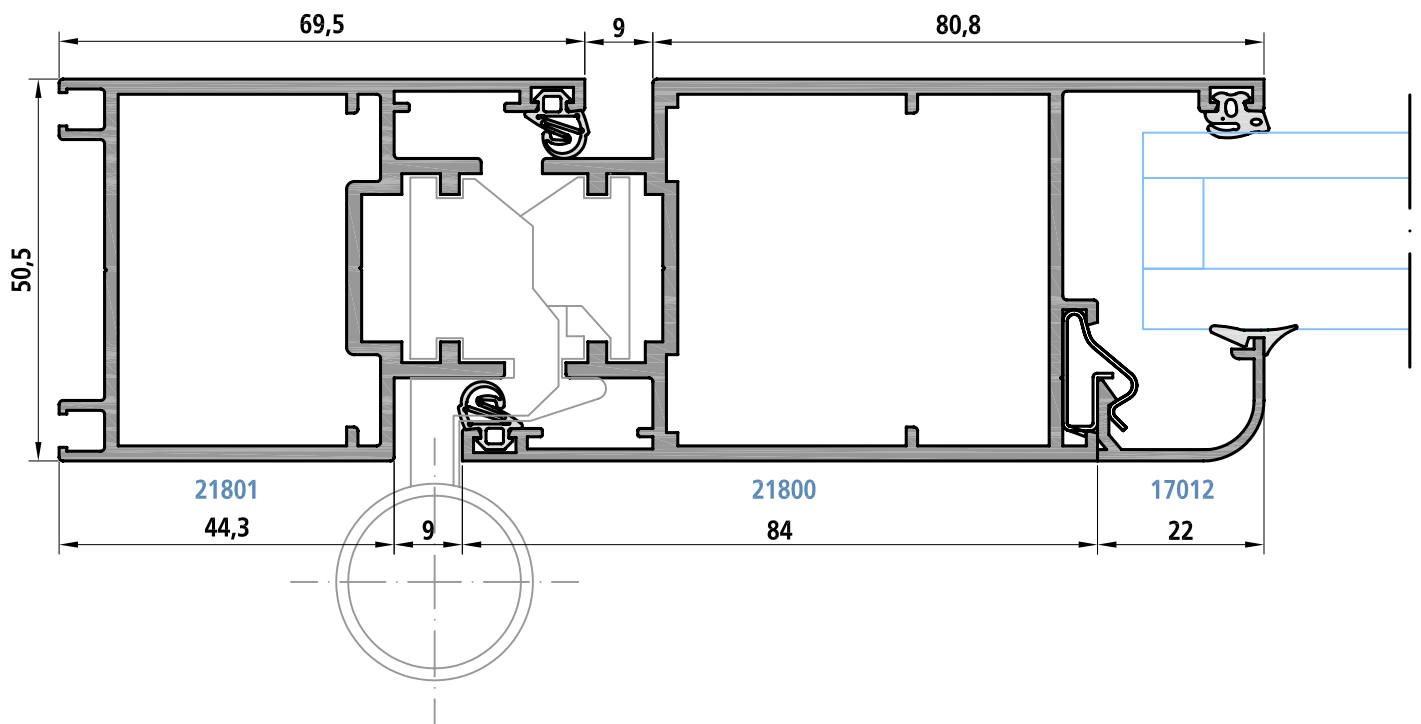



PUERTA APERTURA INTERIOR _ BISAGRA DE PALAS



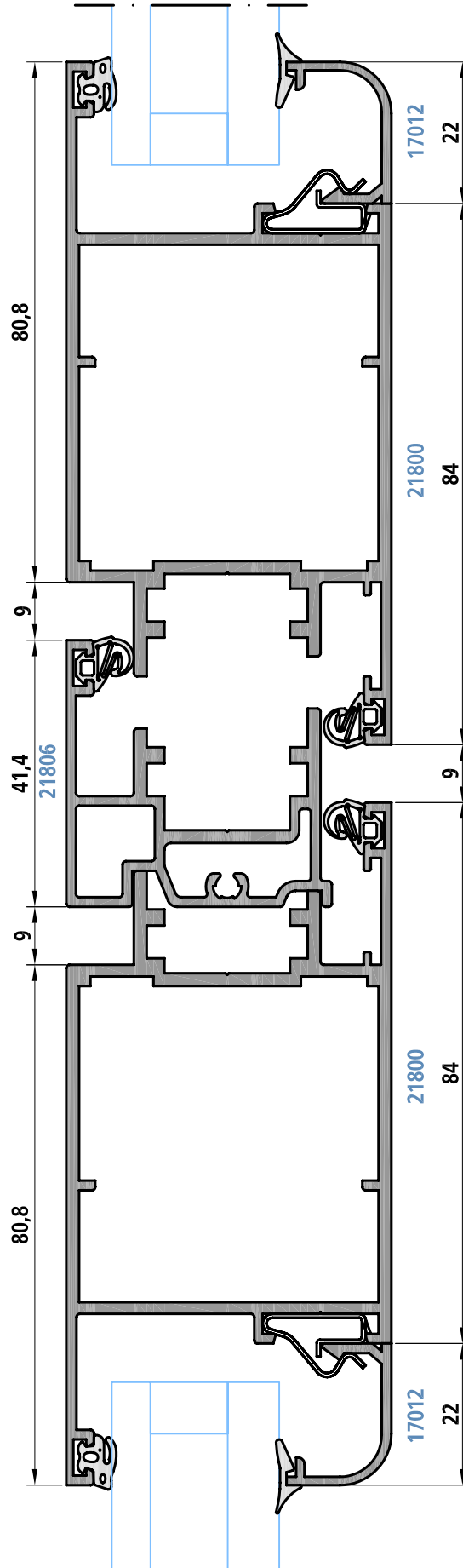


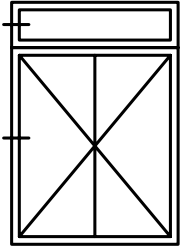
PUERTA APERTURA INTERIOR _ BISAGRA DE PALAS



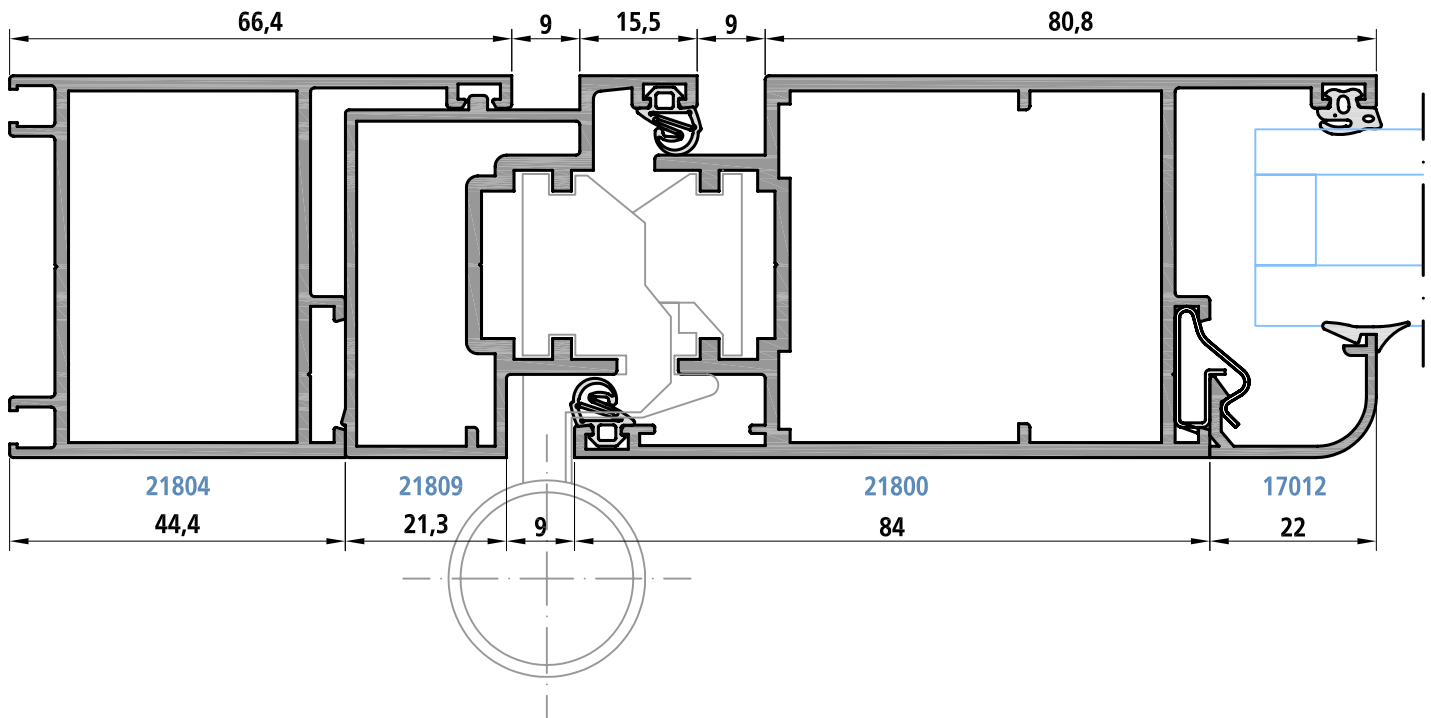
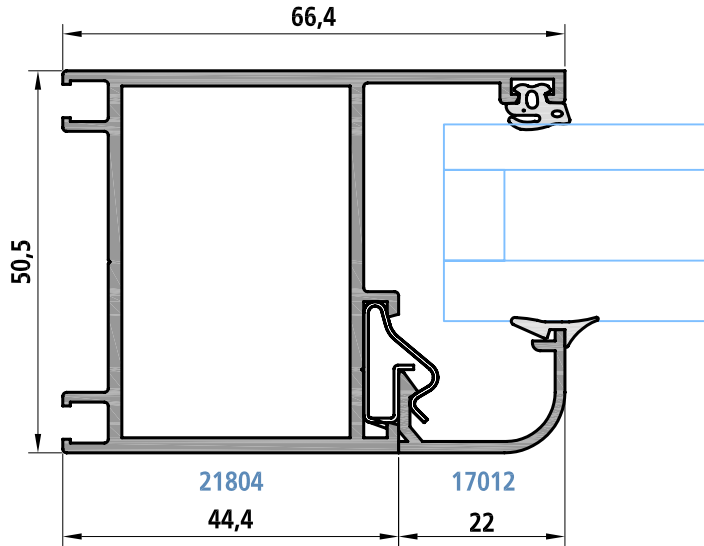


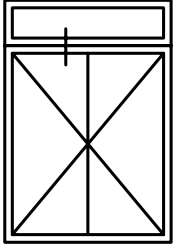
PUERTA APERTURA INTERIOR _ BISAGRA DE PALAS



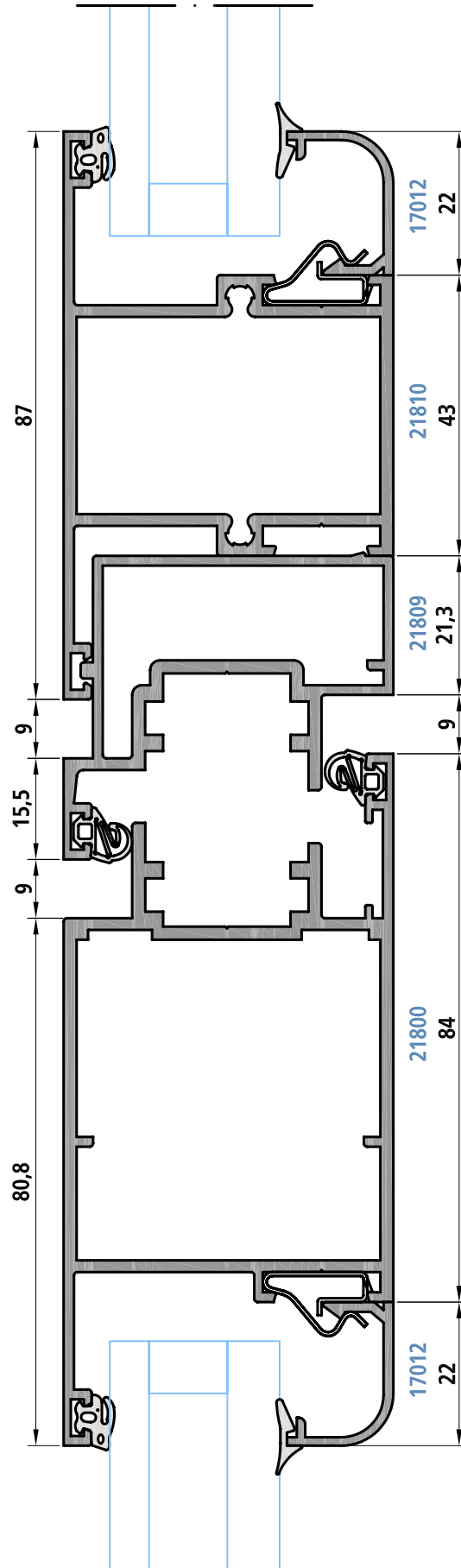


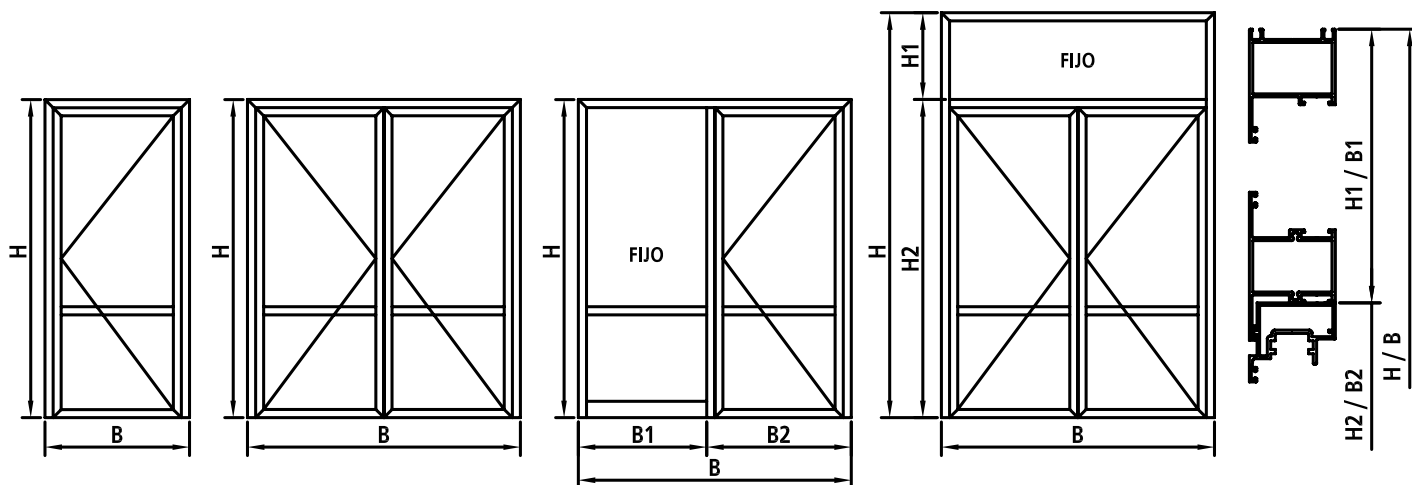
PUERTA APERTURA INTERIOR _ BISAGRA DE PALAS





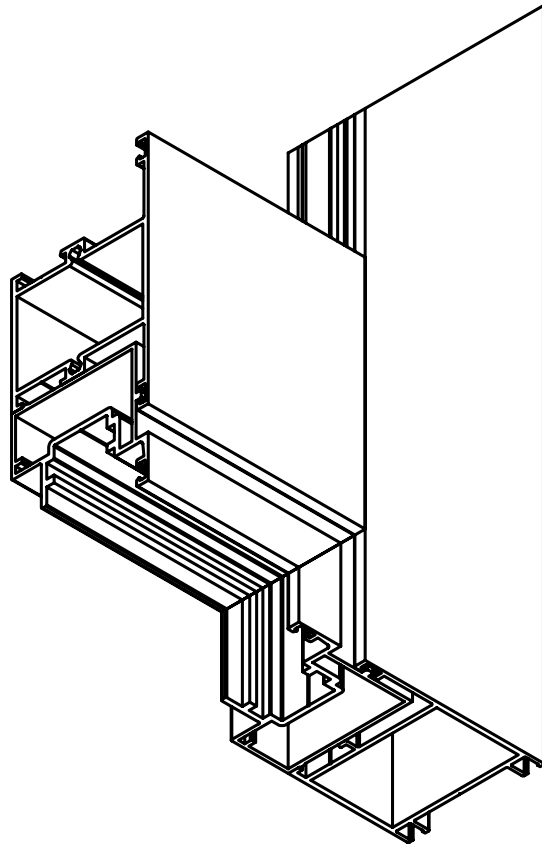
PUERTA APERTURA INTERIOR _ BISAGRA DE PALAS



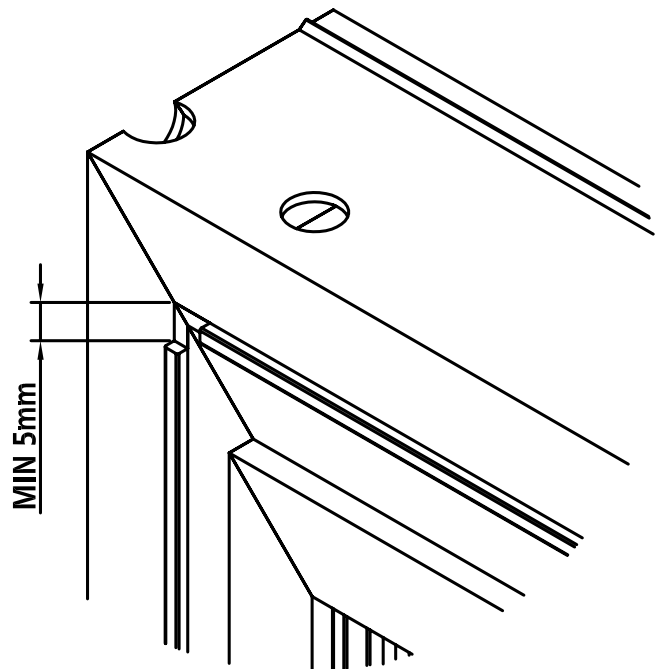


KL MACRO 52 _ APERTURA INTERIOR _ BISAGRAS DE PALAS

PERFIL	DENOMINACION	CORTE	1 HOJA		2 HOJA		1 HOJA + FIJO		2 HOJAS + FIJOS		
			UDS	MEDIDA	UDS	MEDIDA	UDS	MEDIDA	UDS	MEDIDA	
21801	MARCO PUERTA	45°/90°	2	H	2	H					
		45°	1	B	1	B					
21804	MARCO FIJOS	45°/90°					2	H	2	H	
		45°					1	B	1	B	
21800	HOJA	Hoja Perimetral (Remate Inf)	45°	2	H - 61.3	4	H - 61.3	2	H - 82.7	4	H2 - 38.3
			45°	2	B - 106.6	4	B - 115.6 / 2	2	B2 - 105	4	B - 158.4 / 2
		Hoja con Zócalo	45°/90°	2	H - 61.3	4	H - 61.3	2	H - 82.7	4	H2 - 38.3
			45°	1	B - 106.6	2	B - 115.6 / 2	1	B2 - 105	2	B - 158.4 / 2
21806	INVERSOR	90°			1	H - 88.5			1	H2 - 65.5	
21809	POSTIZO BISAGRA DE PALAS EN FIJOS AP. INT.	45°/90°					2	H - 44.4	2	H2 - 0	
		45°					1	B2 - 45.2	1	B - 89.6	
21810	TE DIVISION FIJO TESTA NORMAL	90°					1	H - 44.4	1	B - 88.8	
21810	TE DIVISION FIJO TESTA INTERIOR	90°					1	H - 39.8	1	B - 79.6	
21803	REMATE INFERIOR (Hoja Perimetral)	90°	1	B - 161	2	B - 224.4 / 2	1	B2 - 159.4	2	B - 267.2 / 2	
21813	ZÓCALO INFERIOR TESTA NORMAL	90°	1	B - 274.6	2	B - 451.6 / 2	1	B1 - 87.4	2	B - 494.4 / 2	
							1	B2 - 273			
21813	ZÓCALO INFERIOR TESTA INTERIOR	90°	1	B - 265.4	2	B - 433.2 / 2	1	B1 - 78.2	2	B - 476 / 2	
							1	B2 - 263.8			
21810 21812	TE DIVISION HOJA A TESTA NORMAL	90°	1	B - 274.6	2	B - 451.6 / 2	1	B1 - 87.4	2	B - 494.4 / 2	
							1	B2 - 273			
21810 21812	TE DIVISION HOJA A TESTA INTERIOR	90°	1	B - 265.4	2	B - 433.2 / 2	1	B1 - 78.2	2	B - 476 / 2	
							1	B2 - 263.8			




Encuentro del marco fijo
con el travesaño

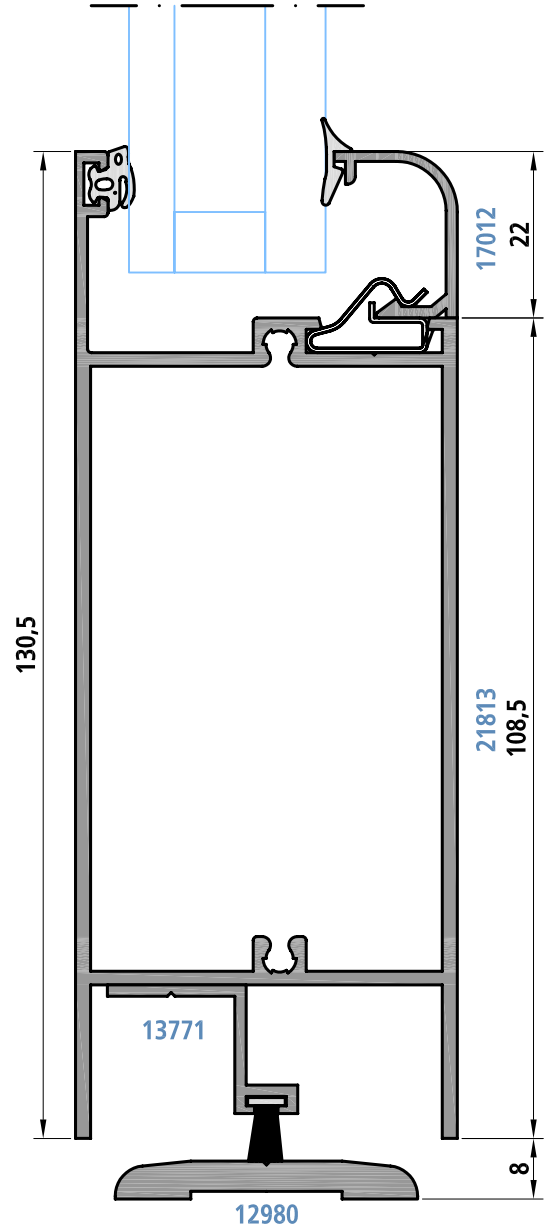
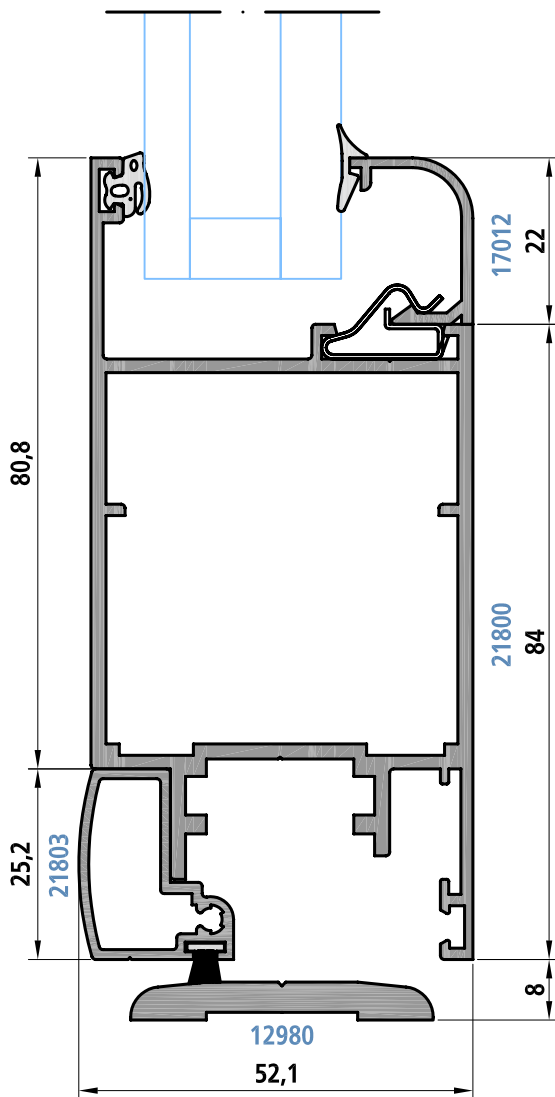


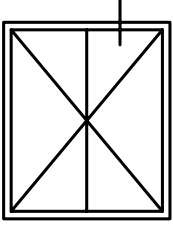
MIN 5mm

Rebajar el tetón del postizo en las
esquinas para que no interfiera con el
encuentro del marco fijo y el travesaño

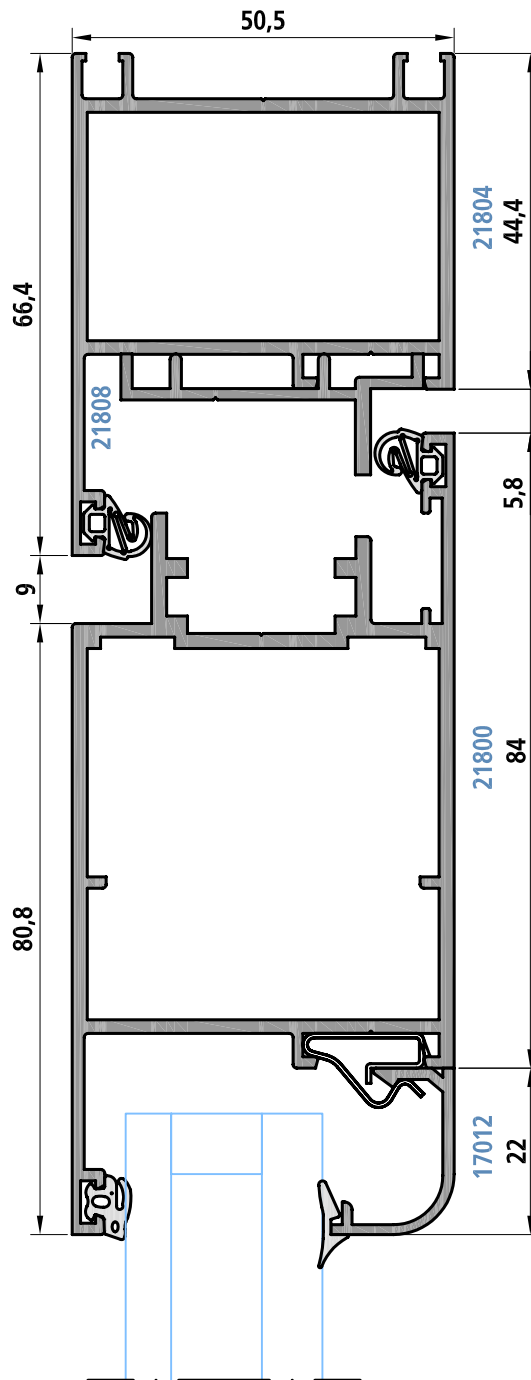


PUERTA APERTURA INTERIOR _ BISAGRA DE PLASTÓN

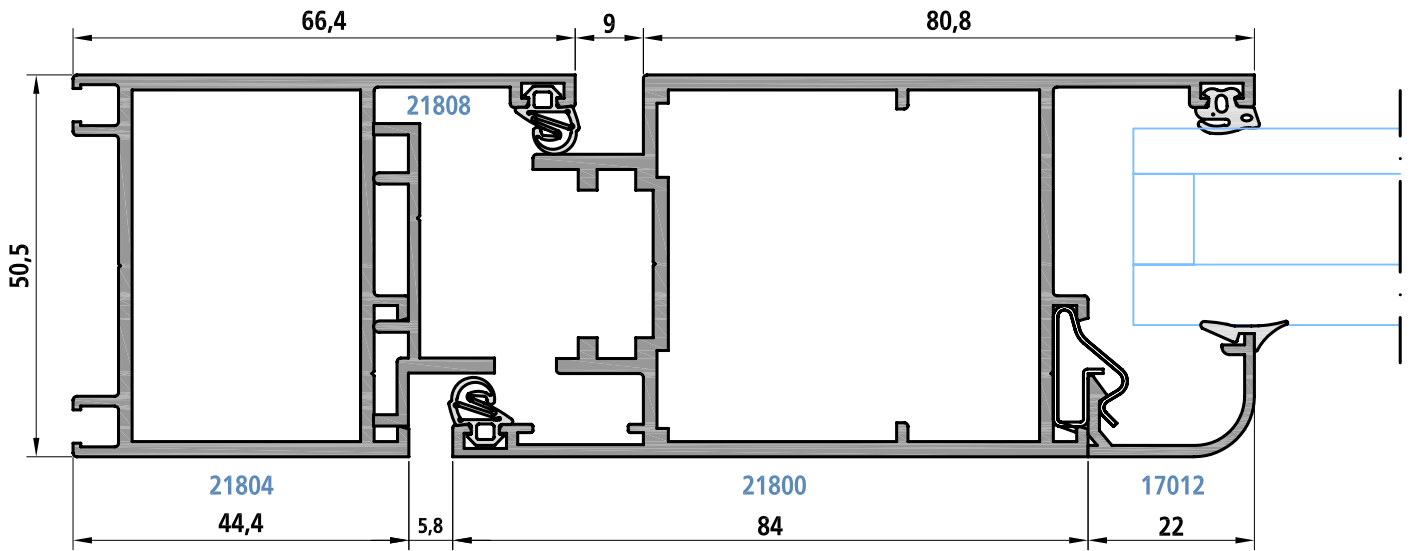
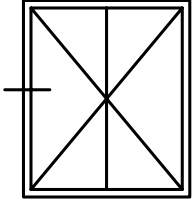





PUERTA APERTURA INTERIOR _ BISAGRA DE PLASTÓN

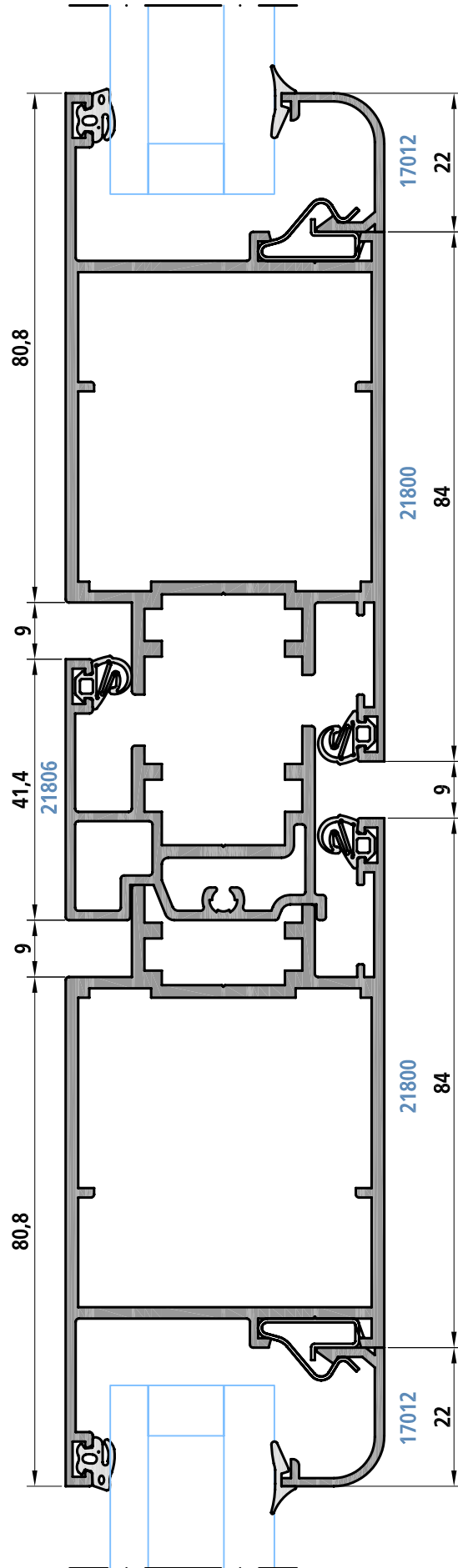


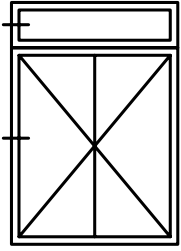
PUERTA APERTURA INTERIOR _ BISAGRA DE PLASTÓN



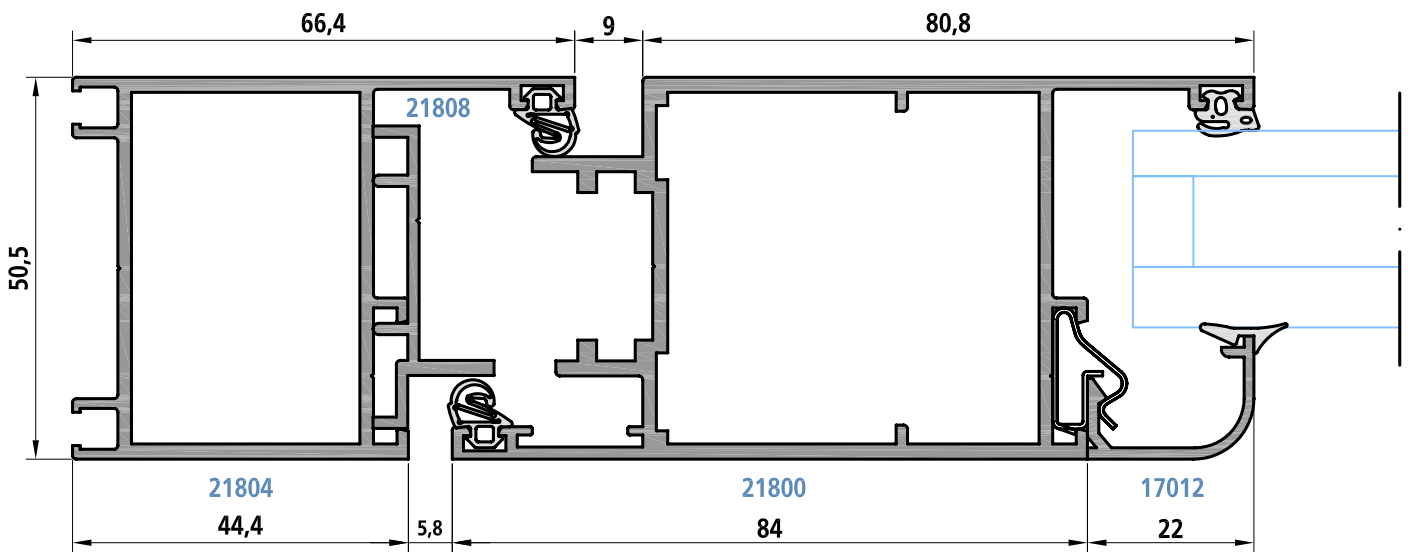
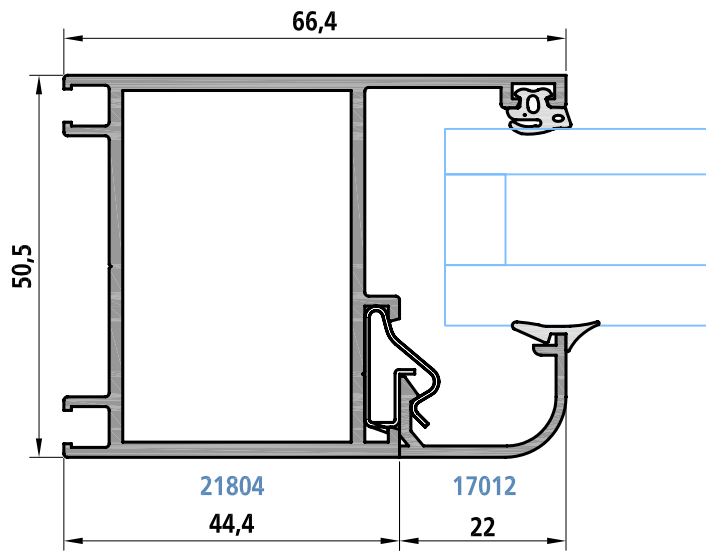



PUERTA APERTURA INTERIOR _ BISAGRA DE PLASTÓN



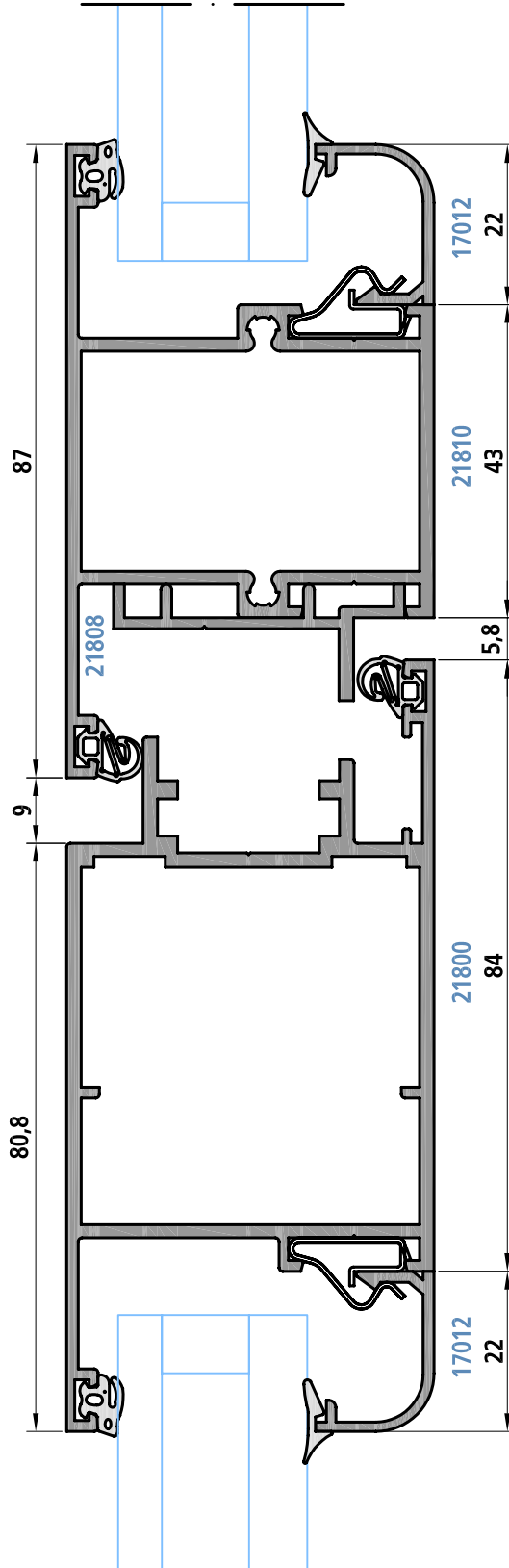


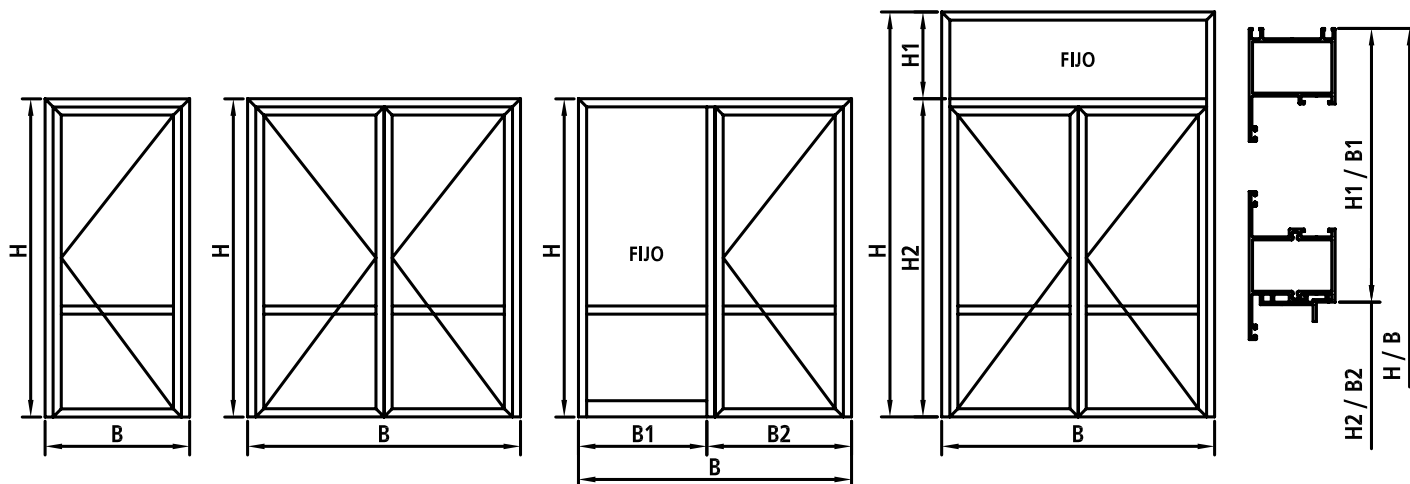
PUERTA APERTURA INTERIOR _ BISAGRA DE PLASTÓN






PUERTA APERTURA INTERIOR _ BISAGRA DE PLASTÓN



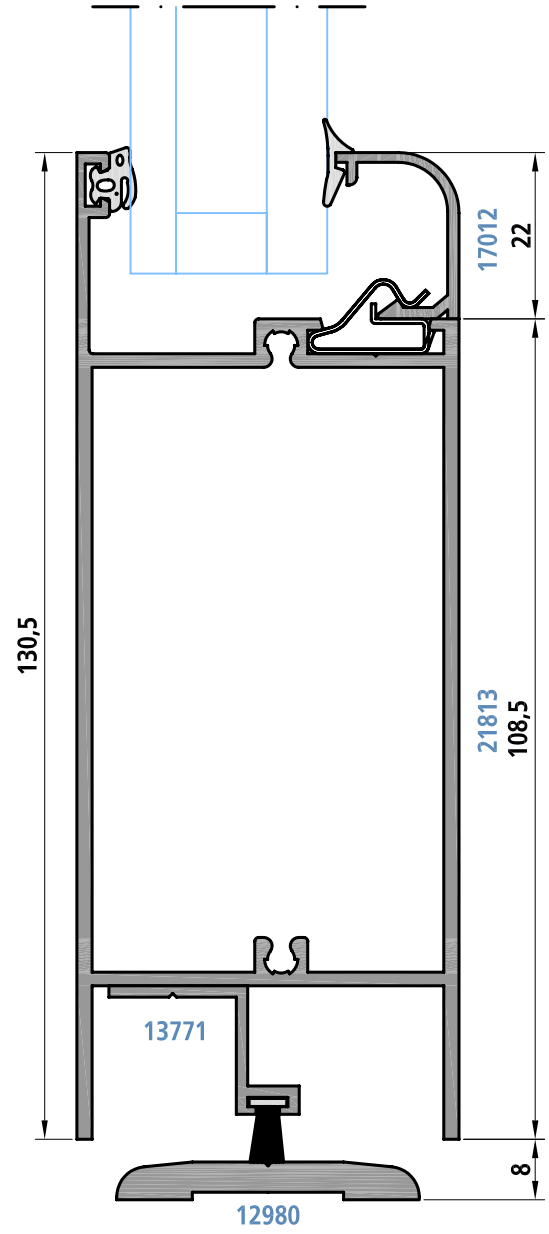
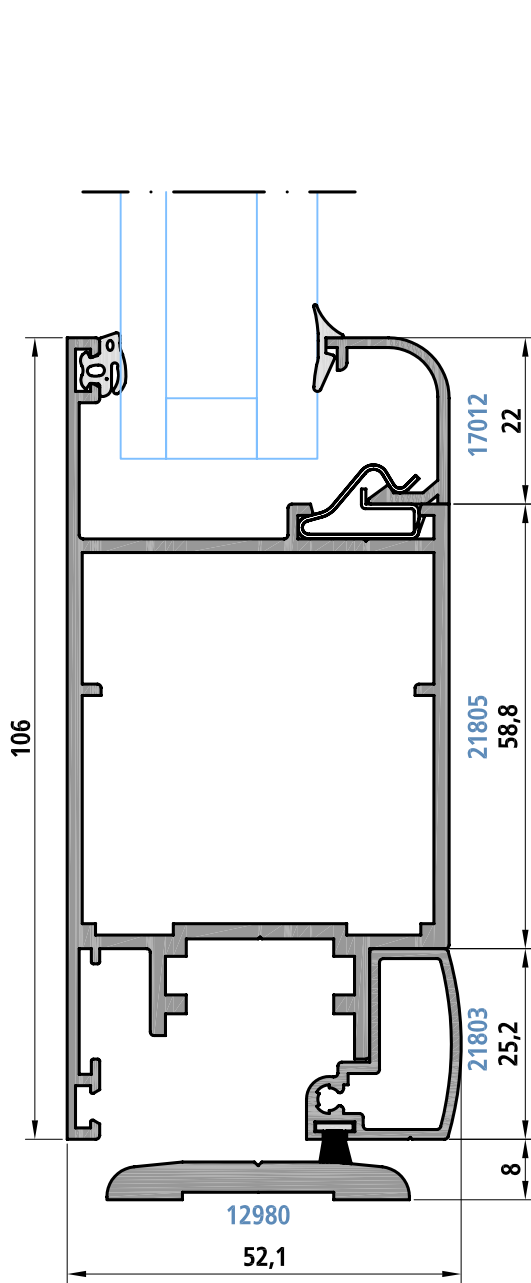


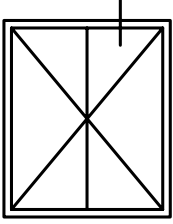
KL MACRO 52 _ APERTURA INTERIOR _ BISAGRAS DE PLASTÓN

PERFIL	DENOMINACION	CORTE	1 HOJA		2 HOJA		1 HOJA + FIJO		2 HOJAS + FIJOS		
			UDS	MEDIDA	UDS	MEDIDA	UDS	MEDIDA	UDS	MEDIDA	
21801	MARCO PUERTA	45°/90°	2	H	2	H					
		45°	1	B	1	B					
21804	MARCO FIJOS	45°/90°					2	H	2	H	
		45°					1	B	1	B	
21800	HOJA	Hoja Perimetral (Remate Inf)	45°	2	H - 58,2	4	H - 58,2	2	H - 58,2	4	H - 13,8
			45°	2	B - 100,4	4	B - 109,4	2	B2 - 56	4	B - 109,4 / 2
		45°/90°	45°	2	H - 58,2	4	H - 58,2	2	H - 58,2	4	H - 13,8
			45°	1	B - 100,4	2	B - 109,4	1	B2 - 56	2	B - 109,4 / 2
21806	INVERSOR	90°			1	H - 85,4			1	H2 - 41	
21808	POSTIZO BISAGRA DE PLASTÓN	90°	2	H - 55,8	2	H - 55,8	2	H - 55,8	2	H2 - 11,4	
			1	B - 79,6	1	B - 79,6	1	B2 - 35,2	1	B - 79,6	
21810	TE DIVISION FIJO TESTA NORMAL	90°					1	H - 44,4	1	B - 88,8	
21810	TE DIVISION FIJO TESTA INTERIOR	90°					1	H - 39,8	1	B - 79,6	
21803	REMATE INFERIOR (Hoja Perimetral)	90°	1	B - 154,8	2	B - 218,2 / 2	1	B2 - 110,4	2	B - 218,2 / 2	
21813	ZÓCALO INFERIOR TESTA NORMAL	90°	1	B - 268,4	2	B - 445,4 / 2	1	B1 - 87,4	2	B - 445,4 / 2	
							1	B2 - 224			
21813	ZÓCALO INFERIOR TESTA INTERIOR	90°	1	B - 259,2	2	B - 427 / 2	1	B1 - 78,2	2	B - 427 / 2	
							1	B2 - 214,8			
21810	TE DIVISION HOJA A TESTA NORMAL	90°	1	B - 268,4	2	B - 445,4 / 2	1	B1 - 87,4	2	B - 445,4 / 2	
							1	B2 - 224			
21810	TE DIVISION HOJA A TESTA INTERIOR	90°	1	B - 259,2	2	B - 427 / 2	1	B1 - 78,2	2	B - 427 / 2	
							1	B2 - 214,8			

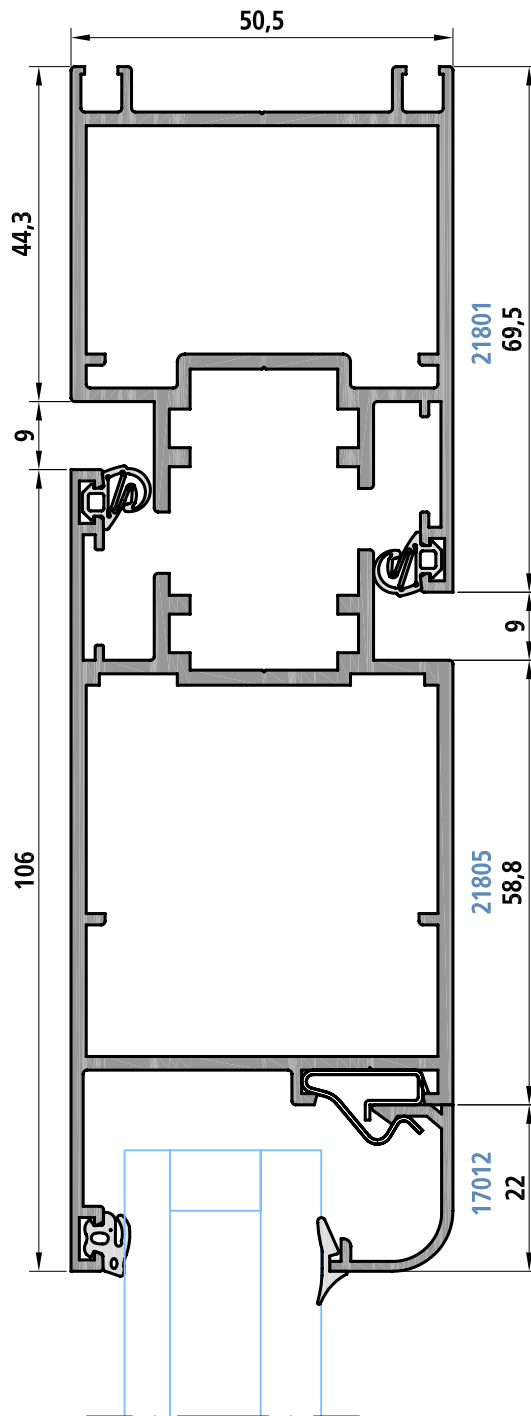


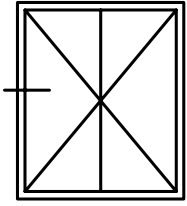
PUERTA APERTURA EXTERIOR _ BISAGRA DE PALAS



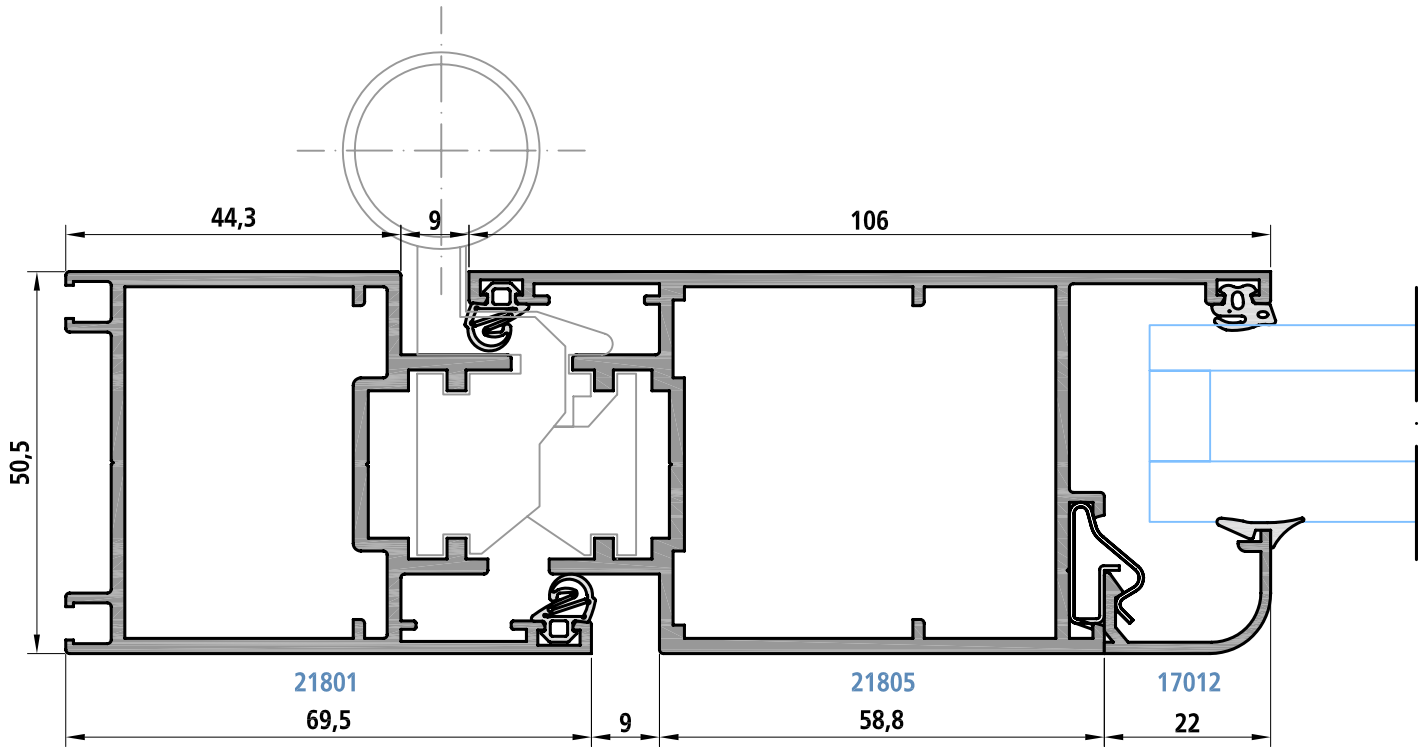



PUERTA APERTURA EXTERIOR _ BISAGRA DE PALAS



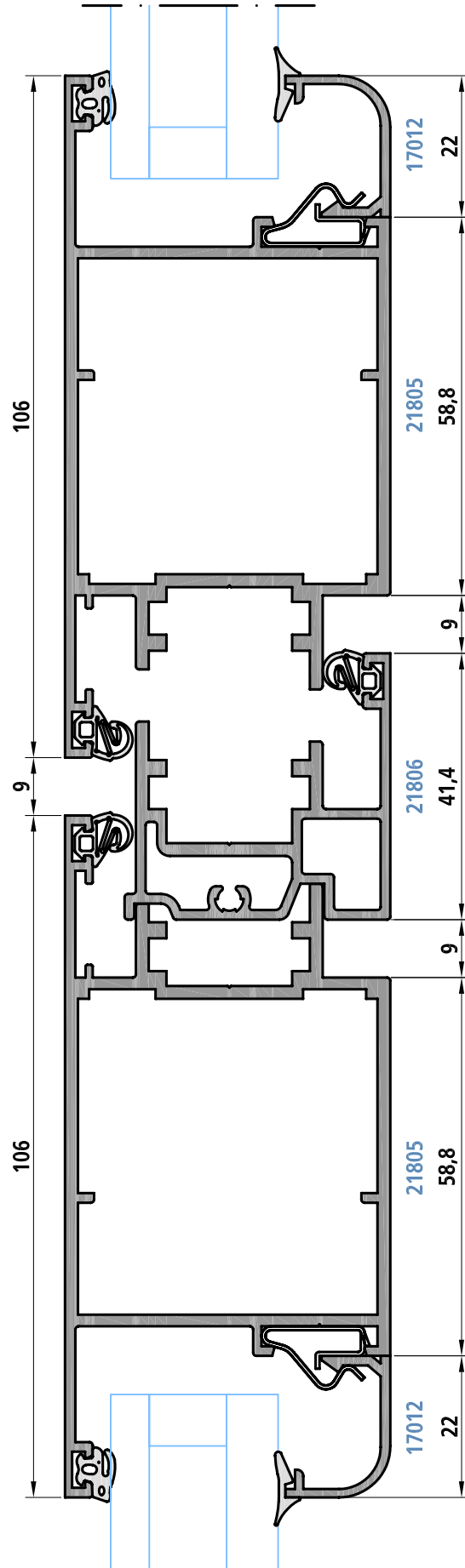


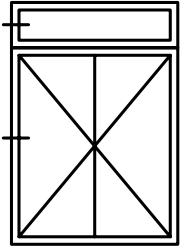
PUERTA APERTURA EXTERIOR _ BISAGRA DE PALAS



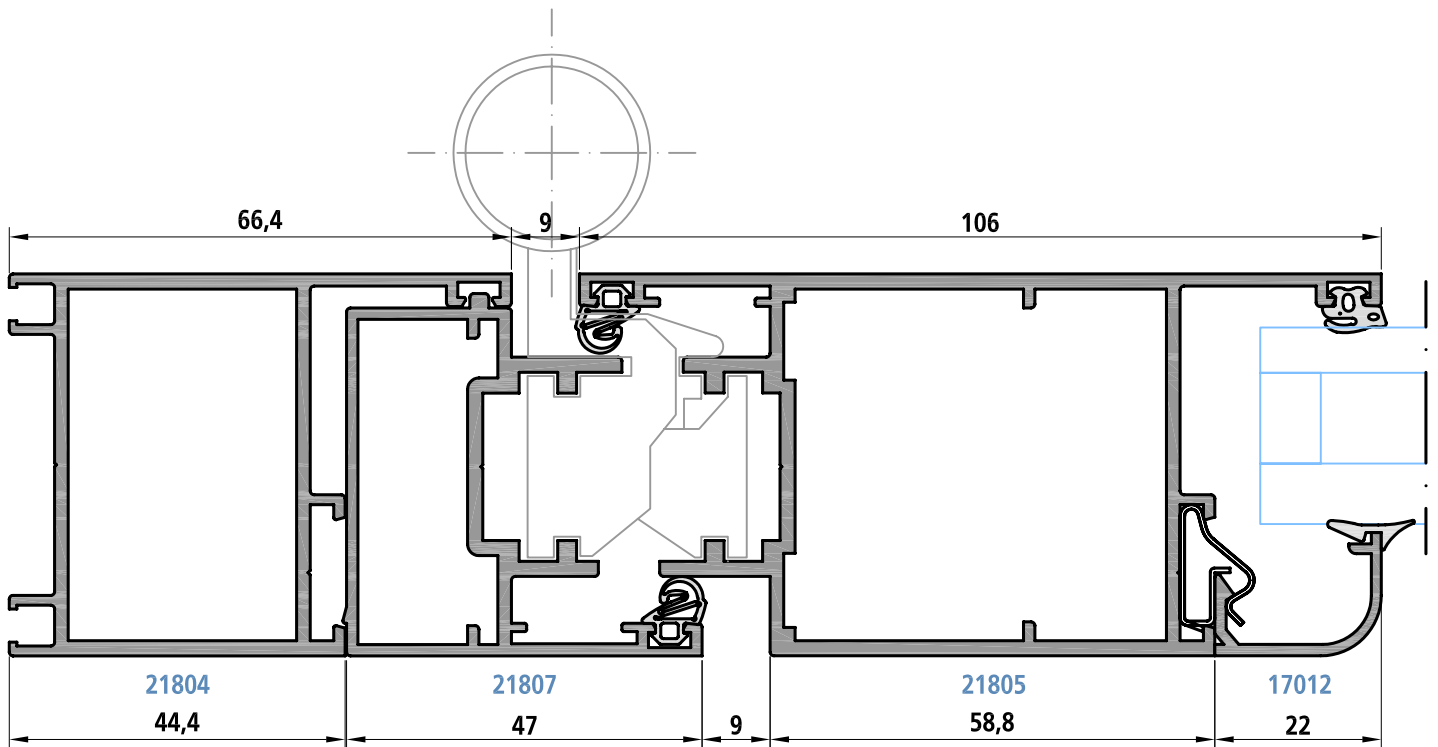
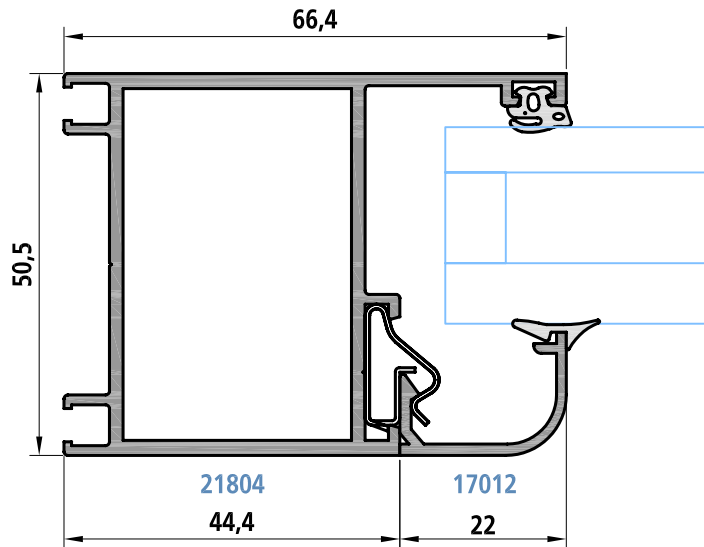



PUERTA APERTURA EXTERIOR _ BISAGRA DE PALAS



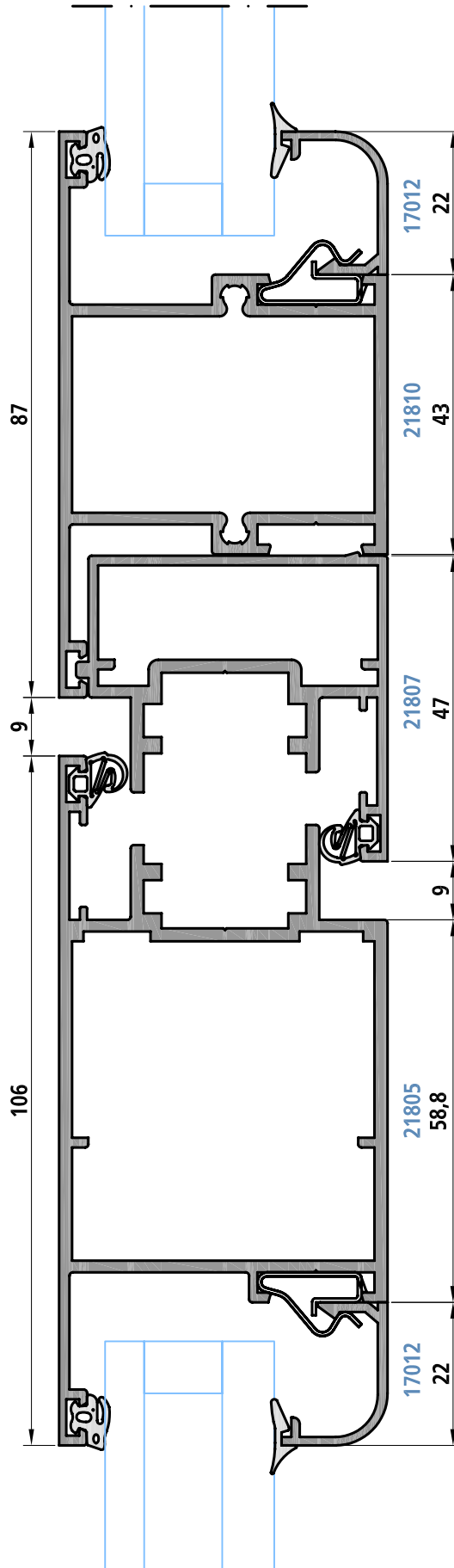


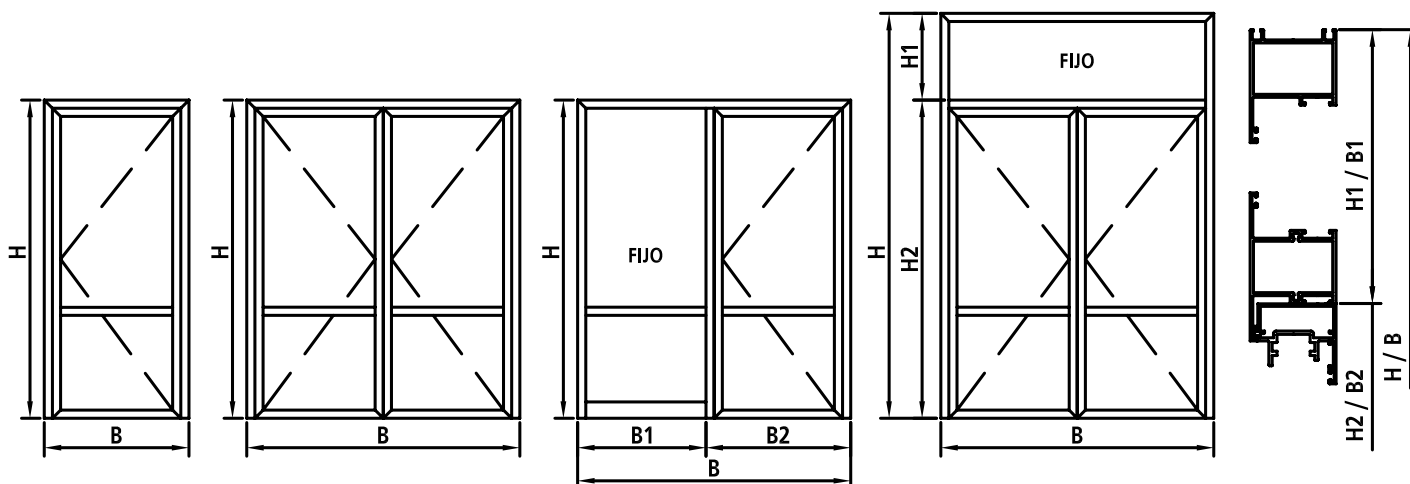
PUERTA APERTURA EXTERIOR _ BISAGRA DE PALAS





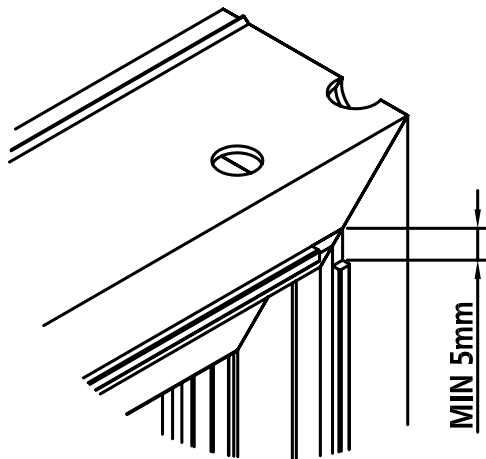
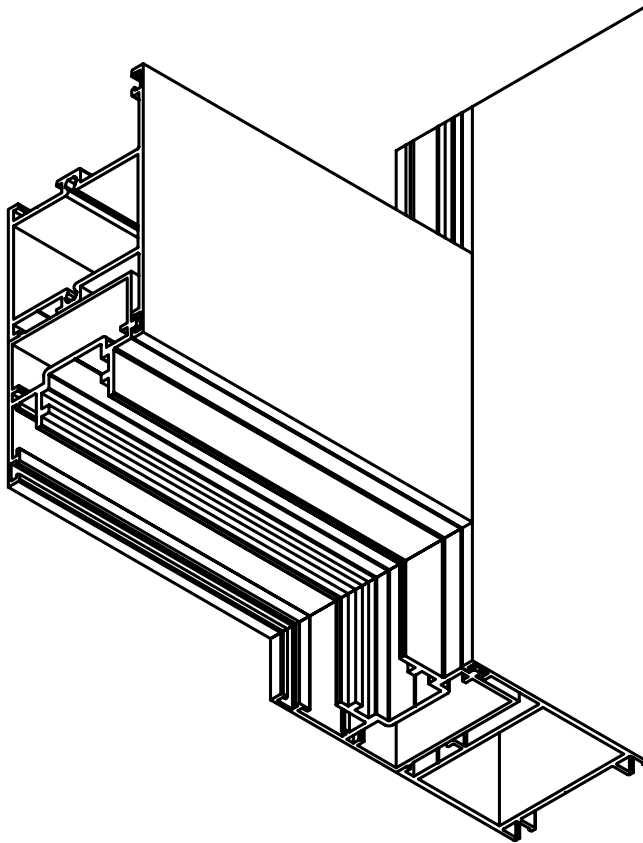
PUERTA APERTURA EXTERIOR _ BISAGRA DE PALAS





KL MACRO 52 _ APERTURA EXTERIOR _ BISAGRAS DE PALAS

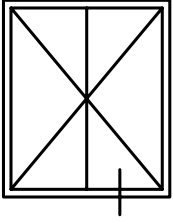
PERFIL	DENOMINACION	CORTE	1 HOJA		2 HOJA		1 HOJA + FIJO		2 HOJAS + FIJOS		
			UDS	MEDIDA	UDS	MEDIDA	UDS	MEDIDA	UDS	MEDIDA	
21801	MARCO PUERTA	45°/90°	2	H	2	H					
		45°	1	B	1	B					
21804	MARCO FIJOS	45°/90°					2	H	2	H	
		45°					1	B	1	B	
21805	HOJA	Hoja Perimetral (Remate Inf)	45°	2	H - 61.3	4	H - 61.3	2	H - 83.4	4	H2 - 39
			45°	2	B - 106.6	4	B - 115.6 / 2	2	B2 - 106.4	4	B - 159.8 / 2
		Hoja con Zócalo	45°/90°	2	H - 61.3	4	H - 61.3	2	H - 83.4	4	H2 - 39
			45°	1	B - 106.6	2	B - 115.6 / 2	1	B2 - 106.4	2	B - 159.8 / 2
21806	INVERSOR	90°			1	H - 88.5			1	H2 - 66.2	
21807	POSTIZO BISAGRA DE PALAS EN FIJOS AP. EXT.	45°/90°					2	H - 44.4	2	H2 - 0	
		45°					1	B2 - 45.2	1	B - 90.4	
21810	TE DIVISION FIJO TESTA NORMAL	90°					1	H - 44.4	1	B - 88.8	
21810	TE DIVISION FIJO TESTA INTERIOR	90°					1	H - 39.8	1	B - 79.6	
21803	REMATE INFERIOR (Hoja Perimetral)	90°	1	B - 161	2	B - 224.4 / 2	1	B2 - 106.8	2	B - 268.6 / 2	
21813	ZÓCALO INFERIOR TESTA NORMAL	90°	1	B - 274.6	2	B - 451.6 / 2	1	B1 - 87.4	2	B - 495.8 / 2	
							1	B2 - 274.4			
21813	ZÓCALO INFERIOR TESTA INTERIOR	90°	1	B - 265.4	2	B - 433.2 / 2	1	B1 - 78.2	2	B - 477.4 / 2	
							1	B2 - 265.2			
21810	TE DIVISION HOJA A TESTA NORMAL	90°	1	B - 274.6	2	B - 451.6 / 2	1	B1 - 87.4	2	B - 495.8 / 2	
21812							1	B2 - 274.4			
21810	TE DIVISION HOJA A TESTA INTERIOR	90°	1	B - 265.4	2	B - 433.2 / 2	1	B1 - 78.2	2	B - 477.4 / 2	
21812							1	B2 - 265.2			



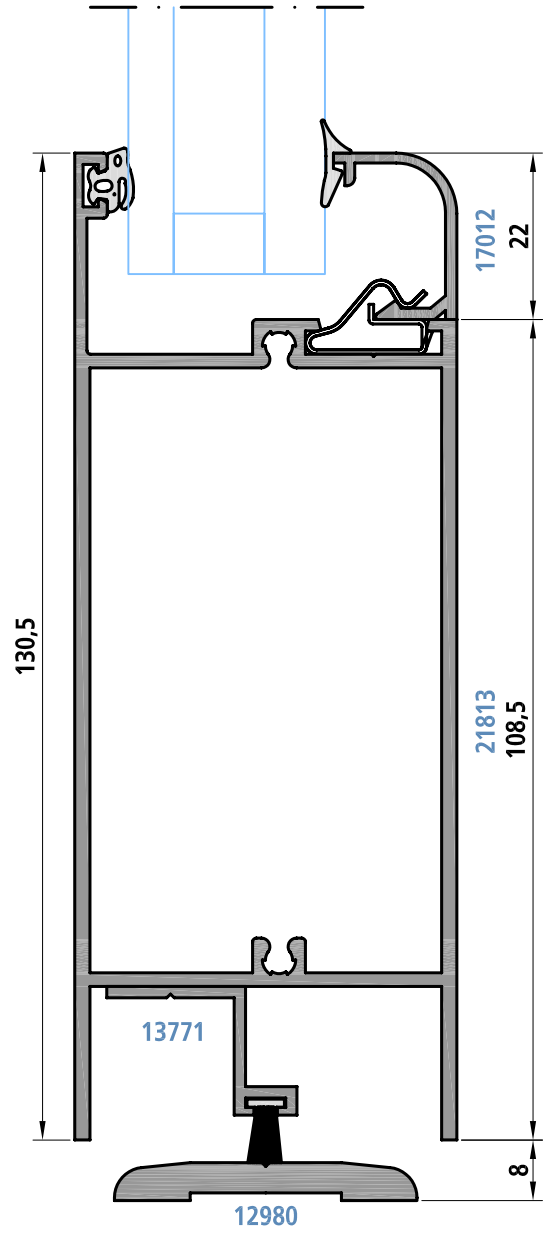
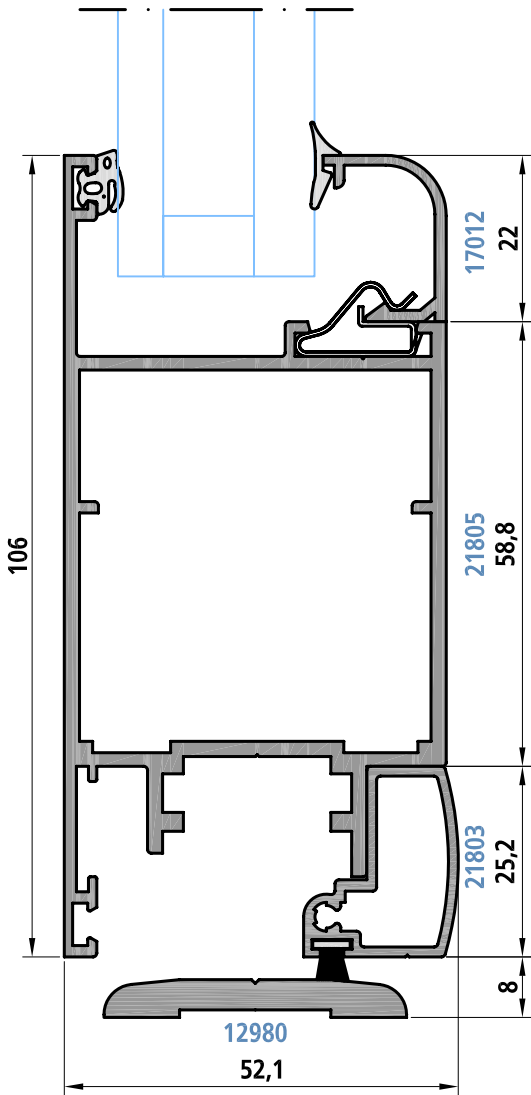
Rebajar el tetón del postizo en las esquinas para que no interfiera con el encuentro del marco fijo y el travesaño

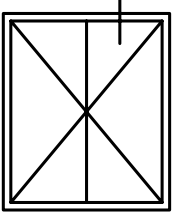


Encuentro del marco fijo con el travesaño

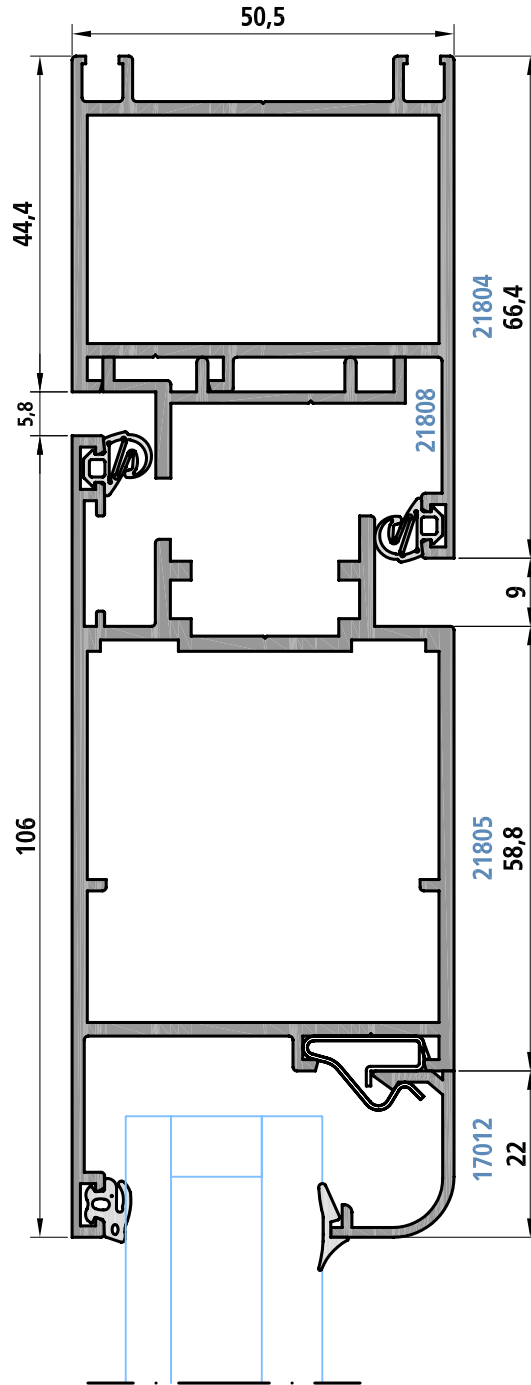


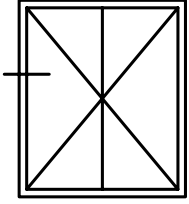
PUERTA APERTURA EXTERIOR _ BISAGRA DE PLASTÓN



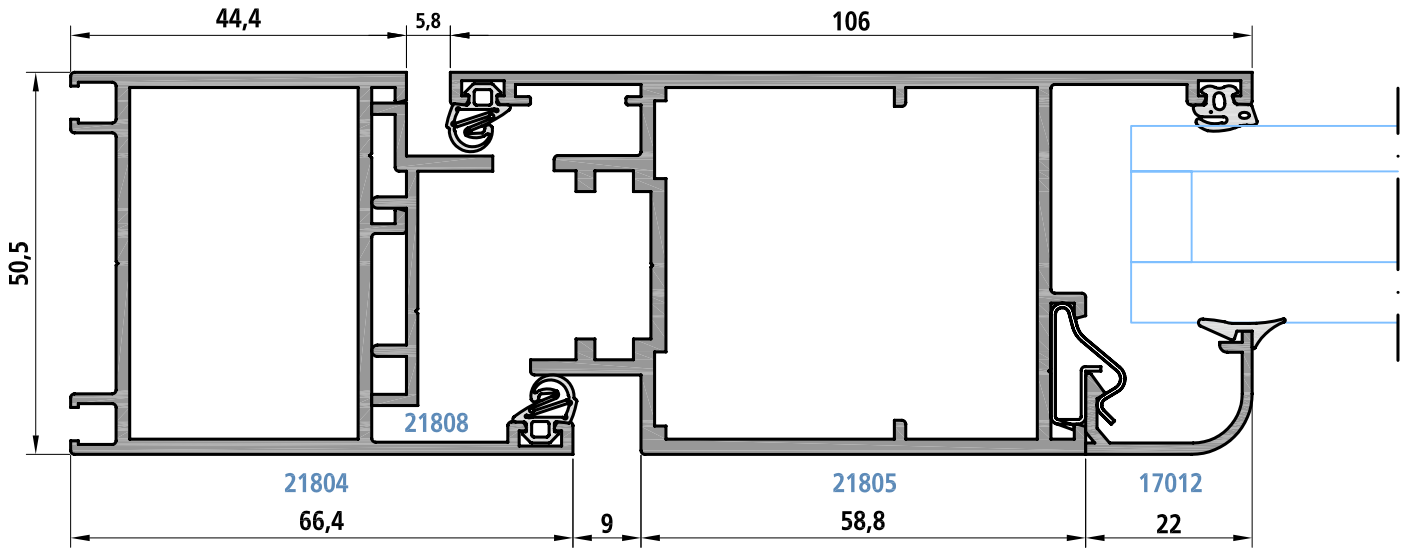



PUERTA APERTURA EXTERIOR _ BISAGRA DE PLASTÓN



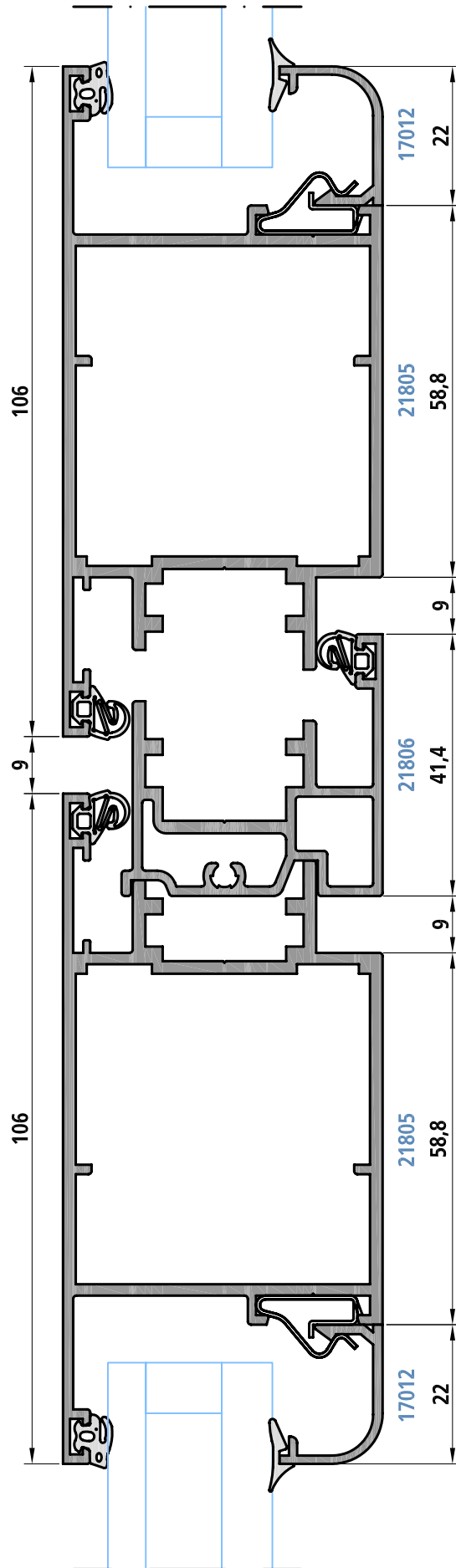


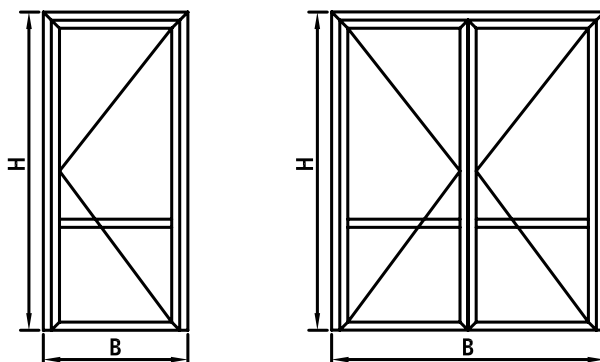
PUERTA APERTURA EXTERIOR _ BISAGRA DE PLASTÓN





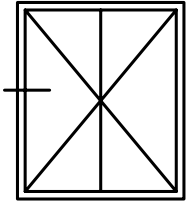
PUERTA APERTURA EXTERIOR _ BISAGRA DE PLASTÓN



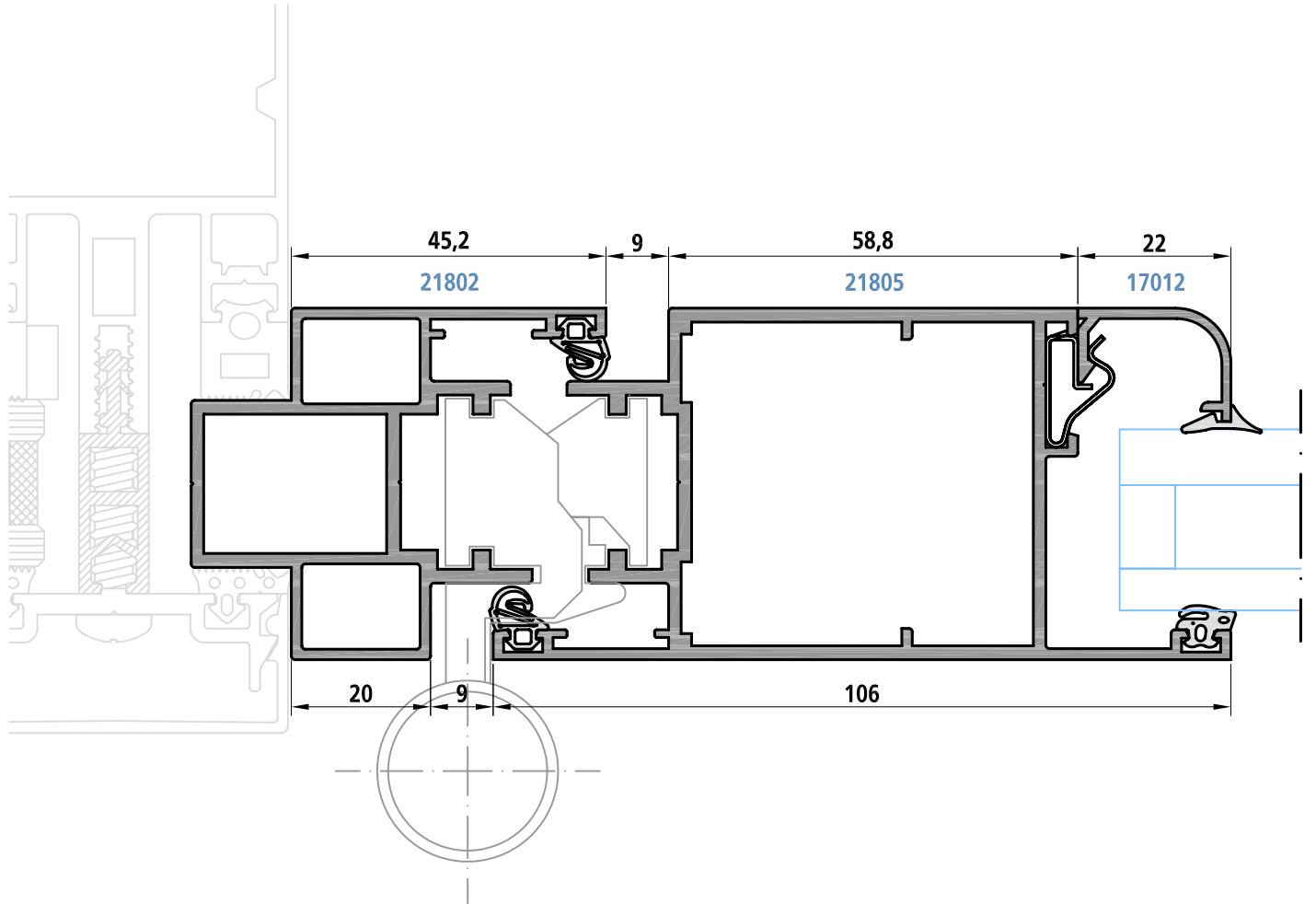


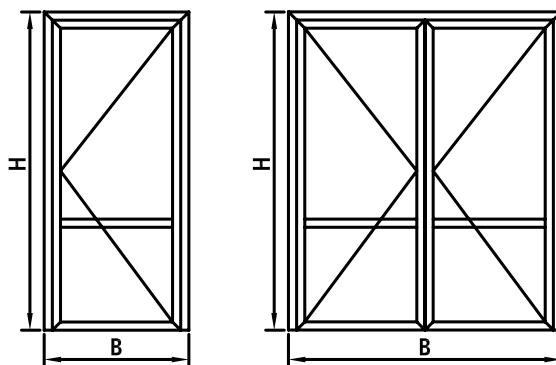
KL MACRO 52 _ APERTURA EXTERIOR _ BISAGRAS DE PLASTÓN

PERFIL	DENOMINACION		CORTE	1 HOJA		2 HOJA	
				UDS	MEDIDA	UDS	MEDIDA
21804	MARCO FIJOS		45°/90°	2	H	2	H
			45°	1	B	1	B
21805	HOJA	Hoja Perimetral (Remate Inf)	45°	2	H - 58.2	4	H - 58.2
			45°	2	B - 100.4	4	B - 109.4 / 2
		Hoja con Zócalo	45°/90°	2	H - 58.2	4	H - 58.2
			45°	1	B - 100.4	2	B - 109.4 / 2
21806	INVERSOR		90°		1	H - 85.4	
21808	POSTIZO BISAGRA DE PLASTÓN		90°	2	H - 55.8	2	H - 55.8
				1	B - 79.6	1	B - 79.6
21803	REMATE INFERIOR (Hoja Perimetral)		90°	1	B - 154.8	2	B - 218.2 / 2
21813	ZÓCALO INFERIOR TESTA NORMAL		90°	1	B - 268.4	2	B - 445.4 / 2
21813	ZÓCALO INFERIOR TESTA INTERIOR		90°	1	B - 259.2	2	B - 427 / 2
21810	TE DIVISION HOJA A TESTA NORMAL		90°	1	B - 268.4	2	B - 445.4 / 2
21812							
21810	TE DIVISION HOJA A TESTA INTERIOR		90°	1	B - 259.2	2	B - 427 / 2
21812							




PUERTA APERTURA EXTERIOR _ BISAGRA DE PALAS





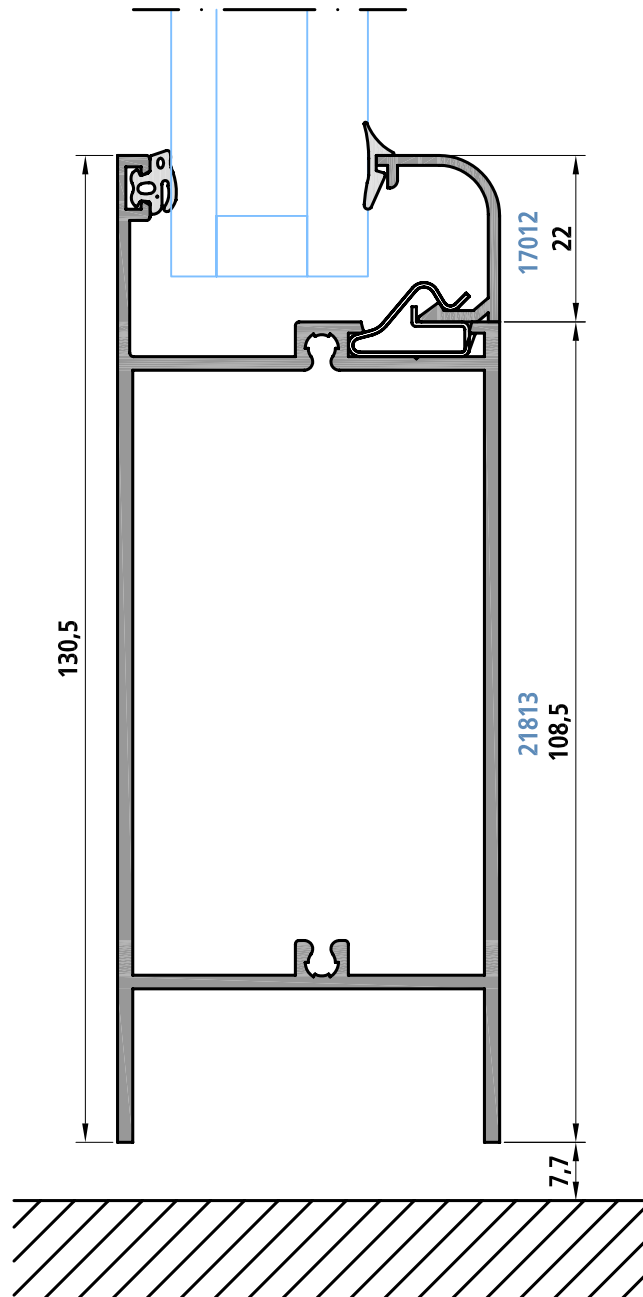
KL MACRO 52 _ AP. INT. / AP. EXT. _ BISAGRAS DE PLASTÓN


PERFIL	DENOMINACION		CORTE	1 HOJA		2 HOJA	
				UDS	MEDIDA	UDS	MEDIDA
21802	MARCO MURO CORTINA		45°/90°	2	H	2	H
			45°	1	B	1	B
21800	HOJA	Hoja Perimetral (Remate Inf)	45°	2	H - 51.4	4	H - 51.4
			45°	2	B - 86.8	4	B - 95.8 / 2
21805	HOJA	Hoja con Zócalo	45°/90°	2	H - 51.4	4	H - 51.4
			45°	1	B - 86.8	2	B - 95.8 / 2
21806	INVERSOR		90°			1	H - 78.6
21803	REMATE INFERIOR (Hoja Perimetral)		90°	1	B - 141.2	2	B - 204.6 / 2
21813	ZÓCALO INFERIOR TESTA NORMAL		90°	1	B - 254.8	2	B - 431.8 / 2
21813	ZÓCALO INFERIOR TESTA INTERIOR		90°	1	B - 245.6	2	B - 413.4 / 2
21810	TE DIVISION HOJA A TESTA NORMAL		90°	1	B - 254.8	2	B - 431.8 / 2
21812							
21810	TE DIVISION HOJA A TESTA INTERIOR		90°	1	B - 245.6	2	B - 413.4 / 2
21812							



PUERTA VAIVÉN

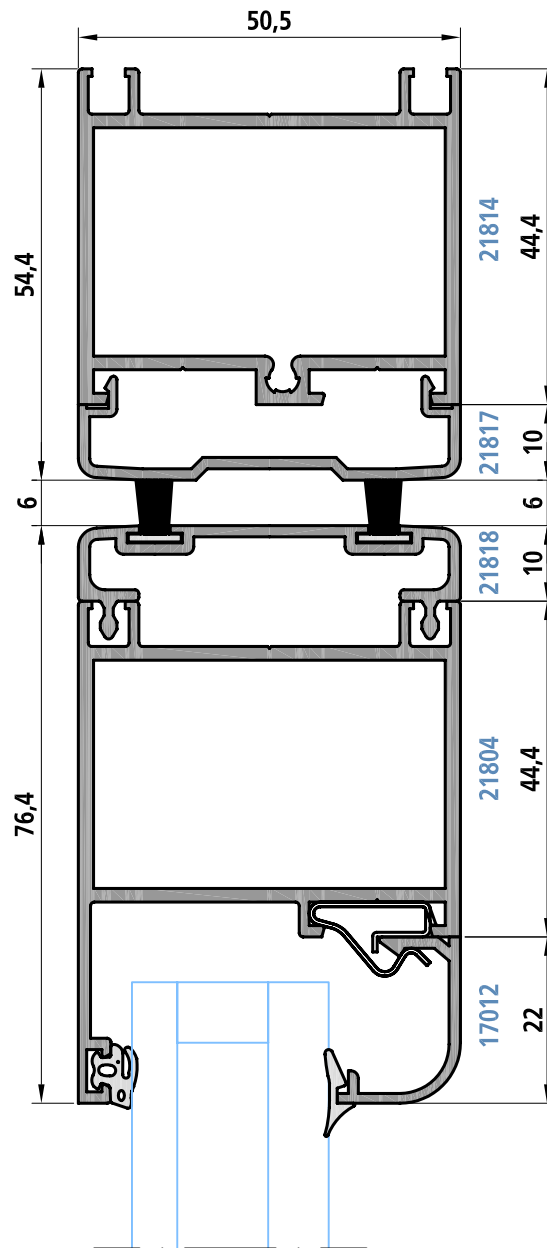
Pendiente






PUERTA VAIVÉN

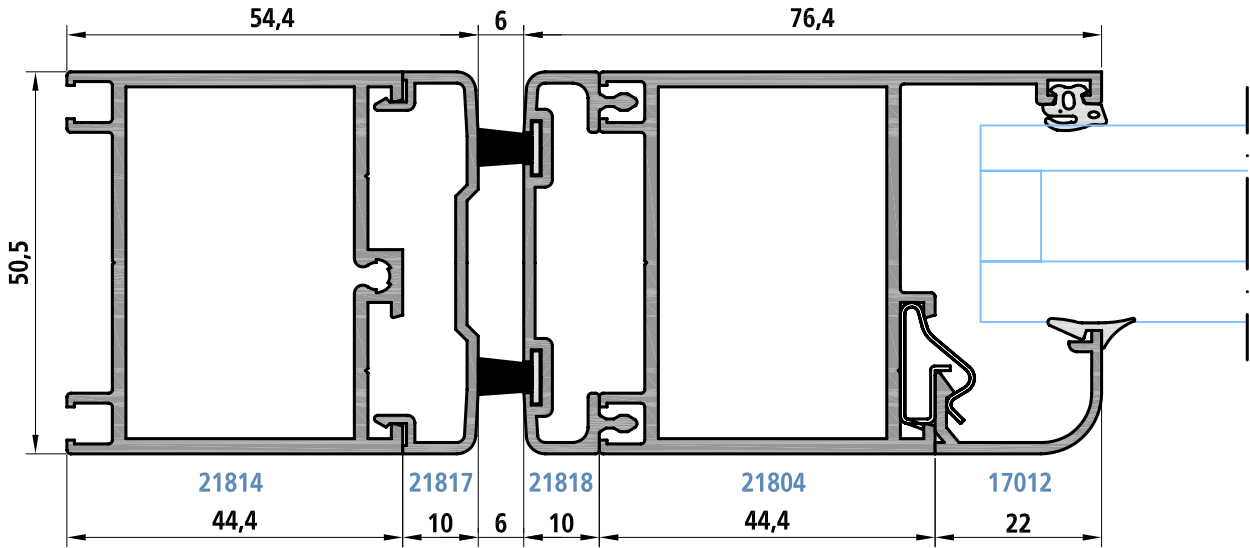
Pendiente






PUERTA VAIVÉN

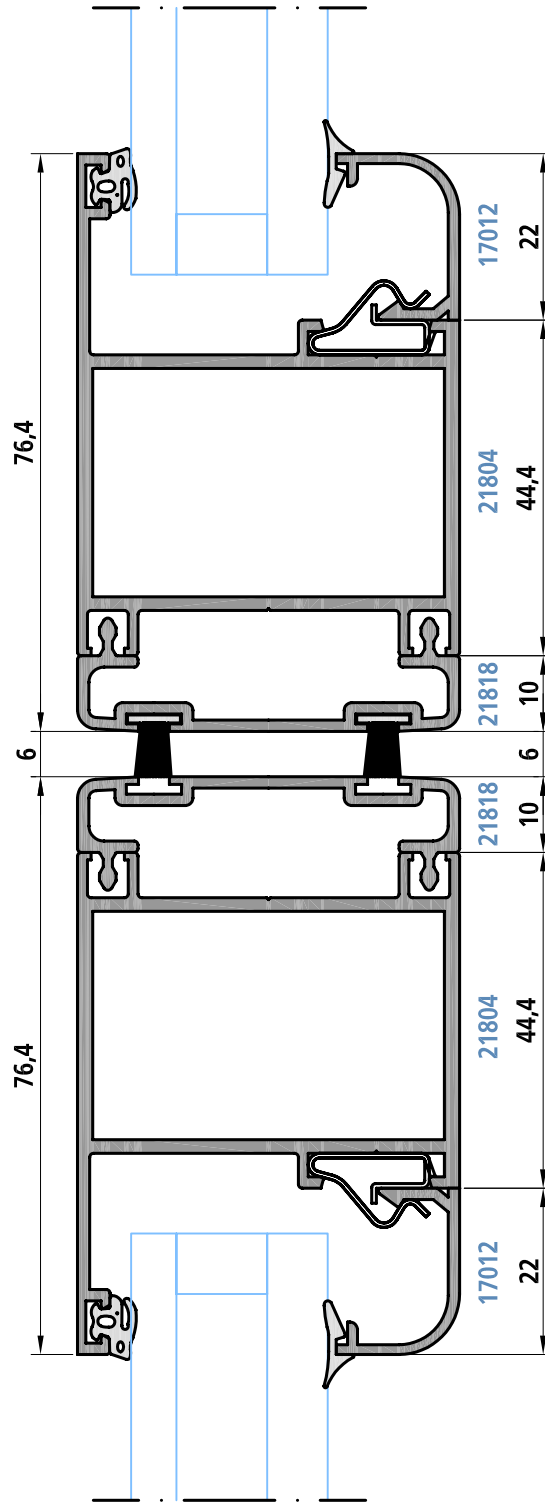
Pendiente






PUERTA VAIVÉN

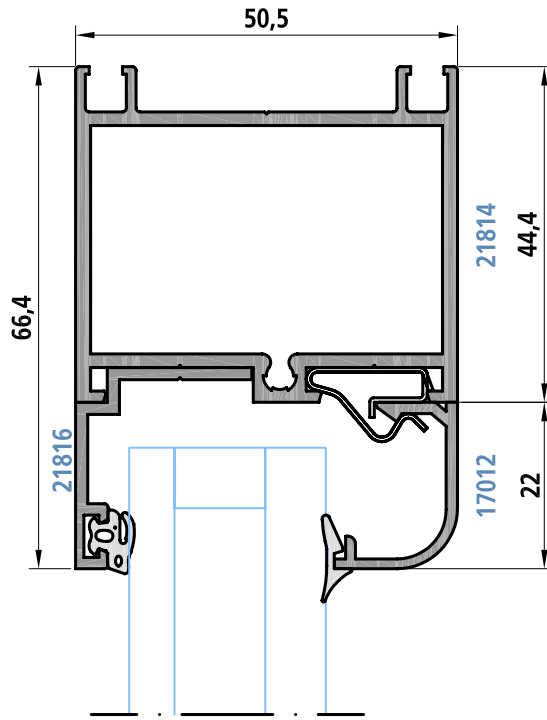
Pendiente






PUERTA VAIVÉN

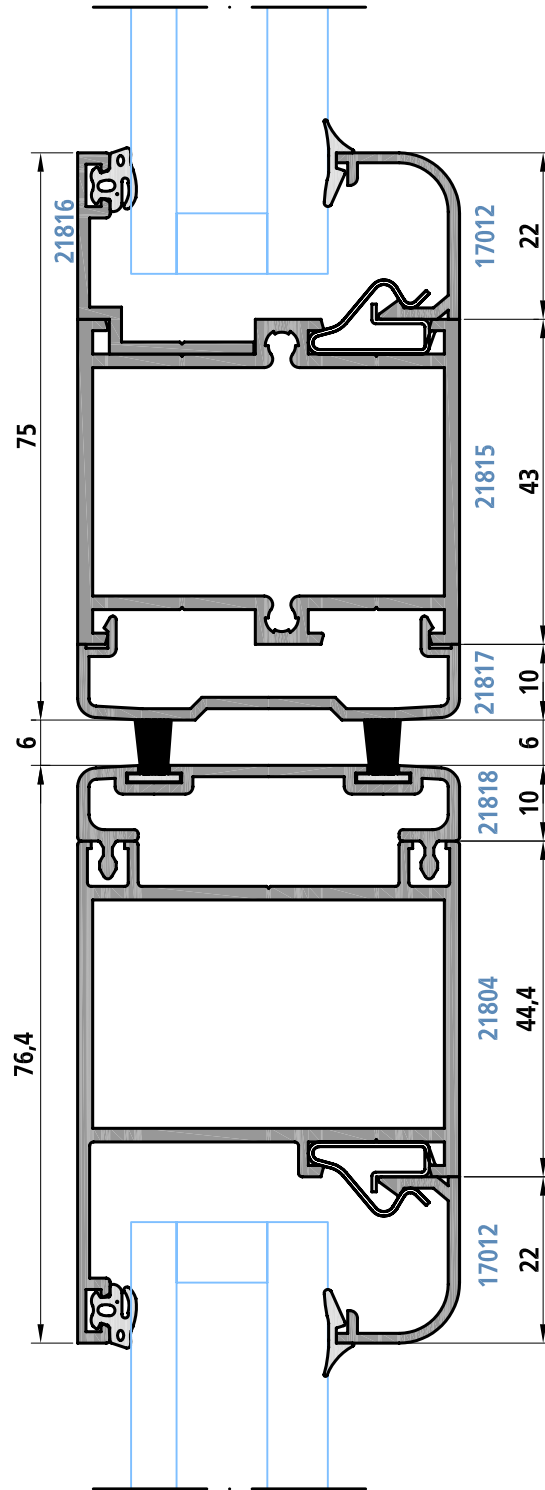
Pendiente



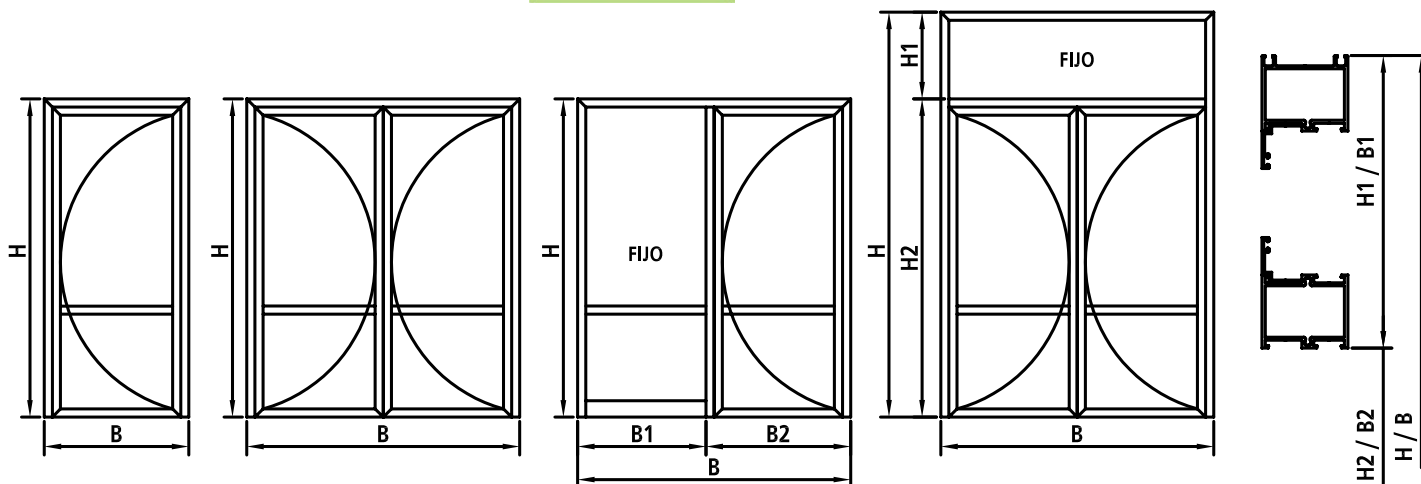


PUERTA VAIVÉN

Pendiente

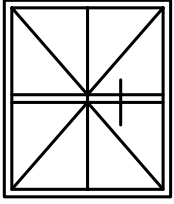


Pendiente

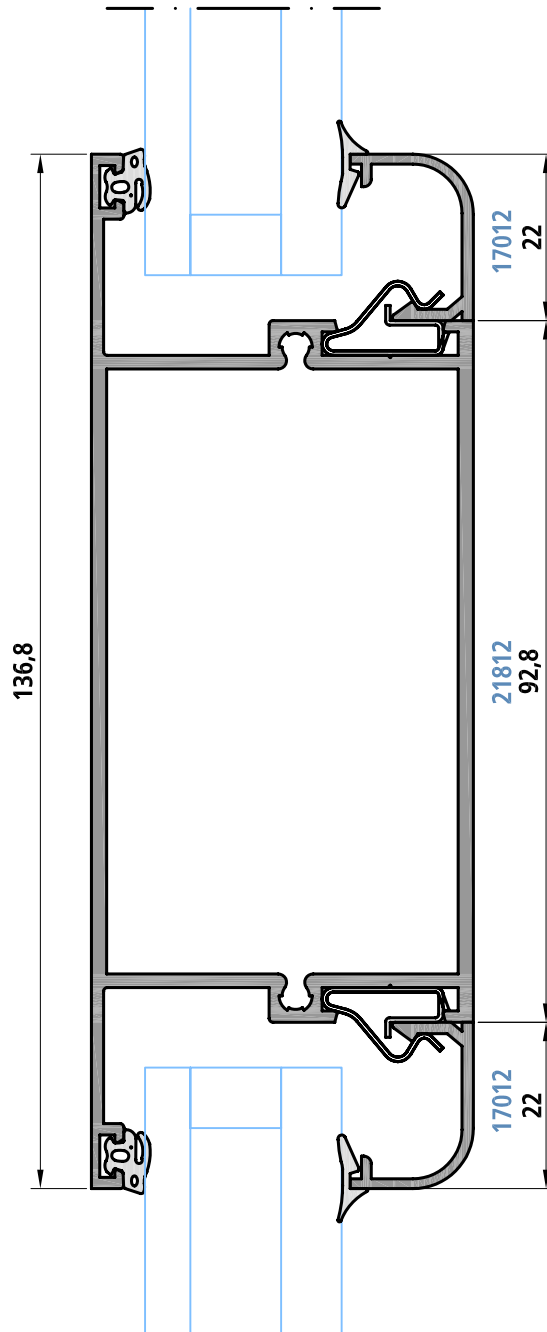


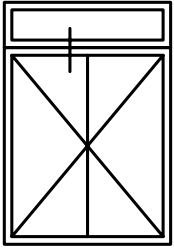
KL MACRO 52 _ APERTURA VAIVÉN

PERFIL	DENOMINACION	CORTE	1 HOJA		2 HOJA		1 HOJA + FIJO		2 HOJAS + FIJOS	
			UDS	MEDIDA	UDS	MEDIDA	UDS	MEDIDA	UDS	MEDIDA
21814	MARCO VAIVÉN	45°/90°	2	H	2	H	2	H	2	H
		45°	1	B	1	B	1	B	1	B
21804	MARCO FIJOS / HOJA VAIVÉN	45°/90°	2	H - 78.1	4	H - 78.1	2	H - 78.1	4	H2 - 33.7
		45°	1	B - 140.8	2	B - 166.8 / 2	1	B2 - 96.4	2	B - 166.8 / 2
21815	TRAVESAÑO VAIVÉN	90°					1	H - 44.4	1	B - 88.8
21817	POSTIZO VAIVÉN SIN CEPILLOS	45°/90°	2	H - 40.65	2	H - 40.65	2	H - 40.65	2	H2 + 3.75
		45°	1	B - 81.3	1	B - 81.3	1	B2 - 36.9	1	B - 81.3
21818	POSTIZO VAIVÉN CON CEPILLOS	45°/90°	2	H - 68.1	4	H - 68.1	2	H - 68.1	4	H2 - 23.7
		45°	1	B - 120.8	2	B - 126.8 / 2	1	B2 - 76.4	2	B - 126.8 / 2
21816	POSTIZO VAIVÉN FIJOS	90°					2	H - 196.9	2	H1 - 131.4
		90°					1	B1 - 78.2	2	B - 79.6
21813	ZÓCALO INFERIOR TESTA NORMAL	90°	1	B - 229.6	2	B - 344.4 / 2	1	B1 - 87.4	2	B - 344.4 / 2
							1	B2 - 185.2		
21813	ZÓCALO INFERIOR TESTA INTERIOR	90°	1	B - 220.4	2	B - 326 / 2	1	B1 - 78.2	2	B - 326 / 2
							1	B2 - 176		
21810	TE DIVISION HOJA A TESTA NORMAL	90°	1	B - 229.6	2	B - 344.4 / 2	1	B1 - 87.4	2	B - 344.4 / 2
							1	B2 - 185.2		
21810	TE DIVISION HOJA A TESTA INTERIOR	90°	1	B - 220.4	2	B - 326 / 2	1	B1 - 78.2	2	B - 326 / 2
							1	B2 - 176		



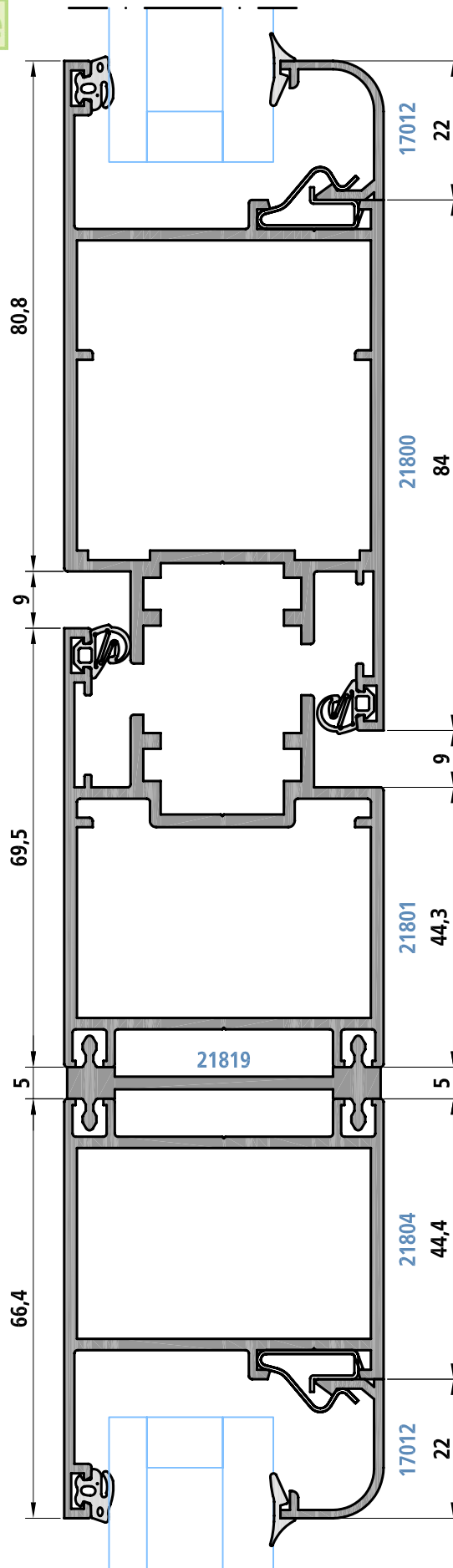
ZÓCALO INTERMEDIO



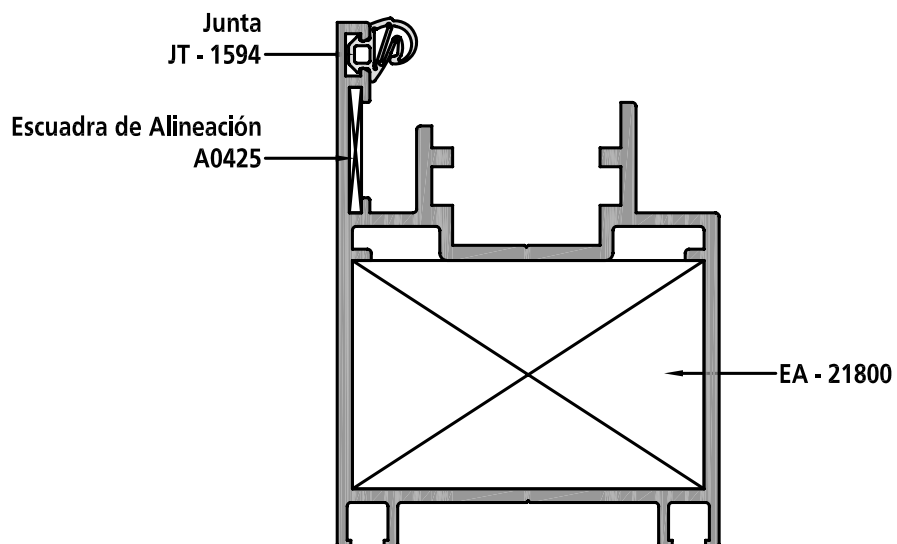


FIJOS EN MÓDULOS INDEPENDIENTES

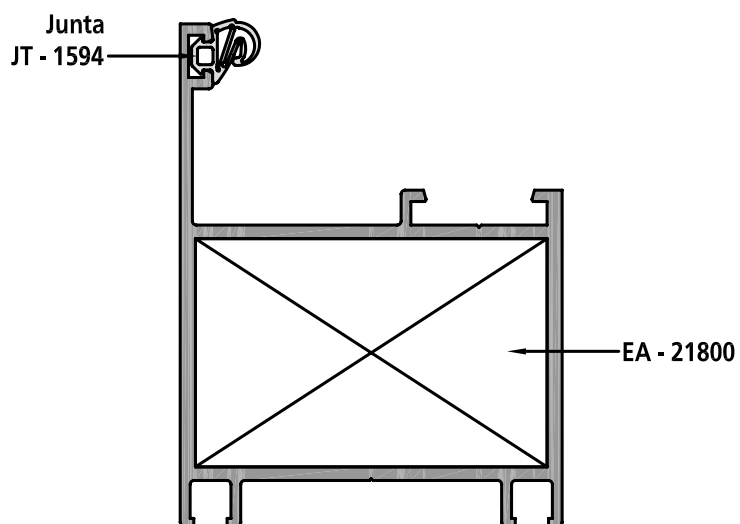
Pendiente



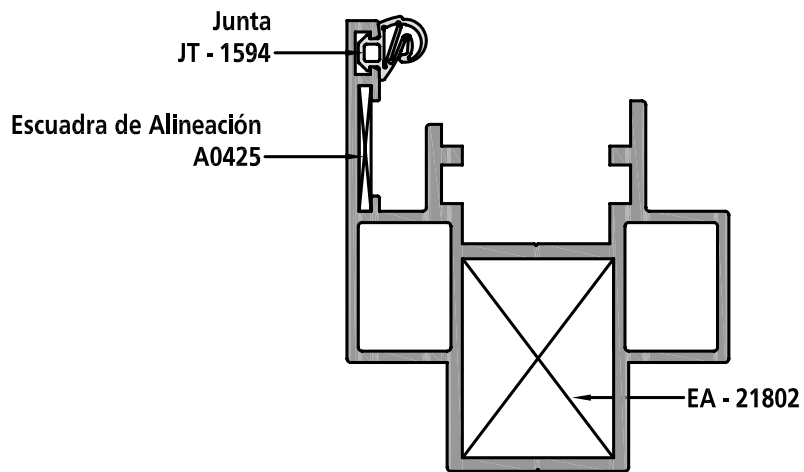
Marco 21801



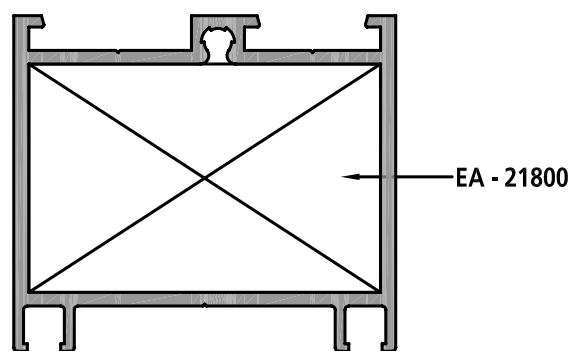
Marco Fijos / Hoja Vaivén 21804



Marco Muro Cortina 21802

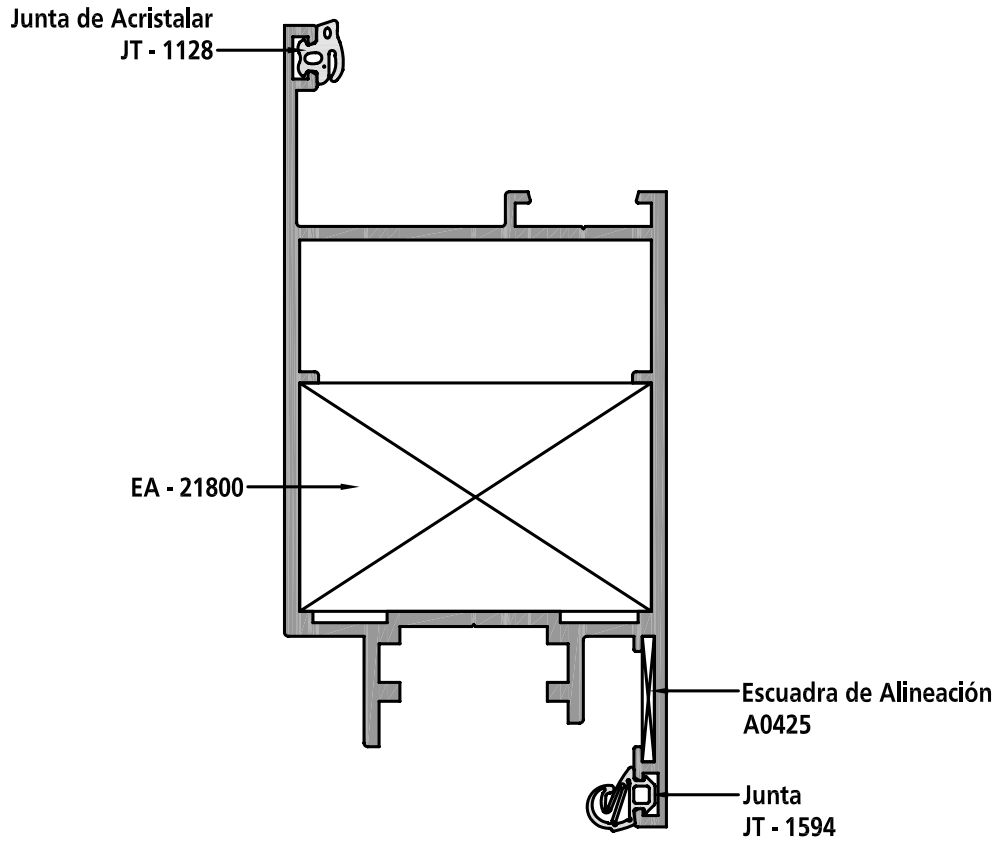


Marco Vaivén 21814

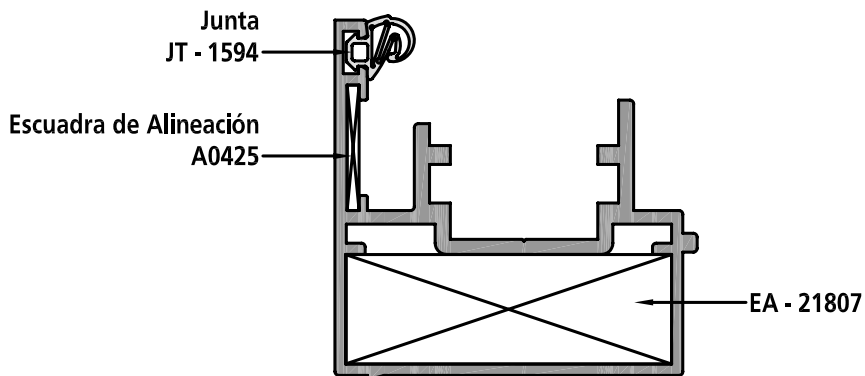


Pendiente

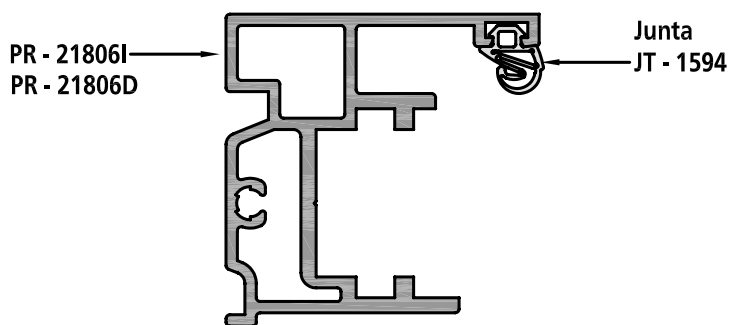
Hojas Ap. Int / Ap. Ext 21800 / 21805



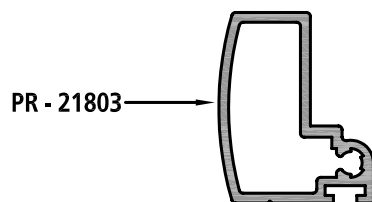
Postizos Bisagras de Palas en Fijos Ap. Int / Ap. Ext 21807 / 21809



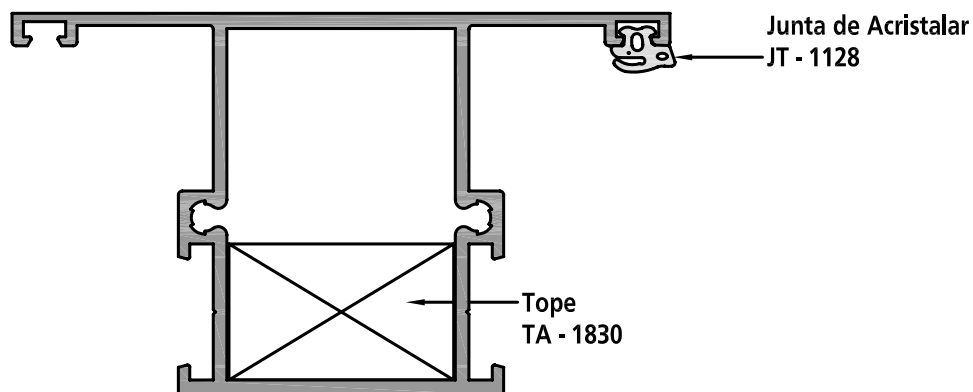
Inversor 21806



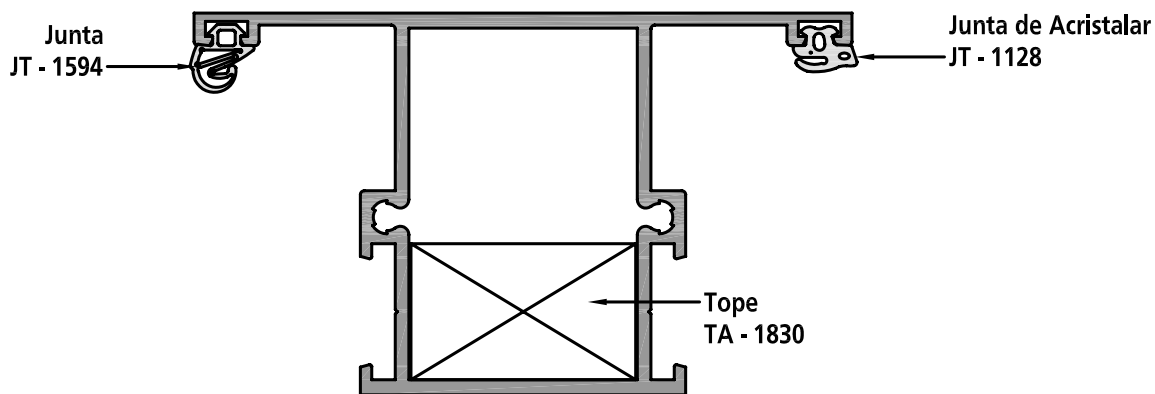
Remate Inferior 21803



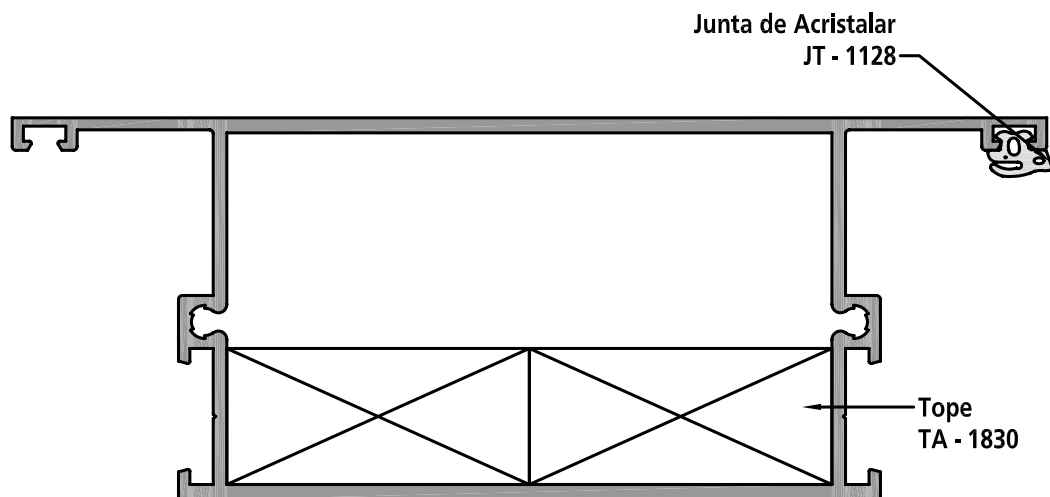
Travesaño / Travesaño Reforzado
(para apertura con bisagra de palas y fijo)
21810 / 21811



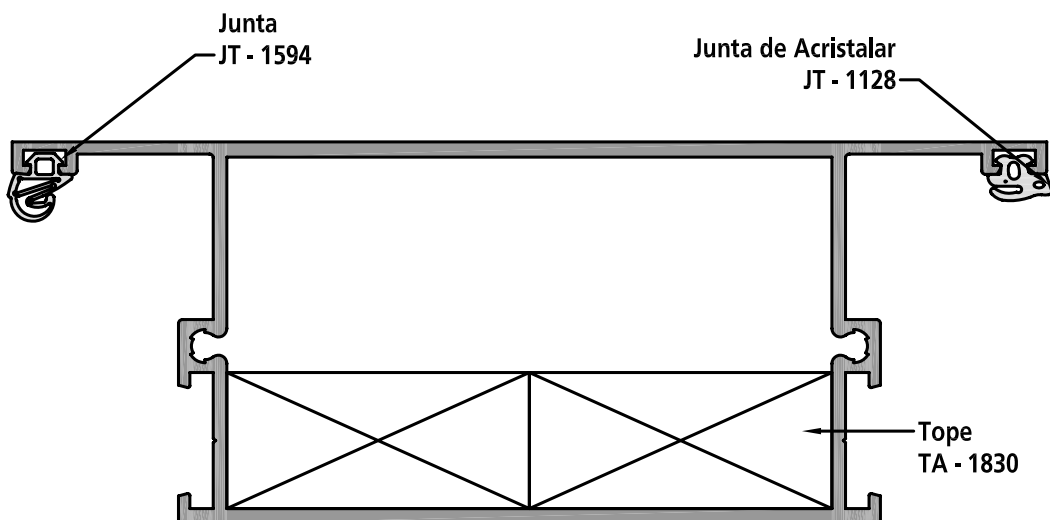
Travesaño / Travesaño Reforzado
(para apertura con basgra de plastón y fijo)
21810 / 21811



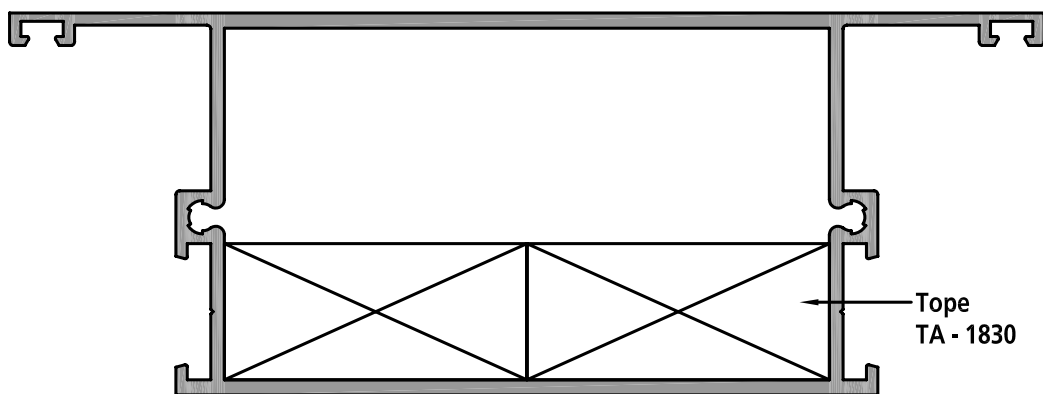
Zócalo Intermedio
(para apertura con bisagra de palas y fijo)
21812



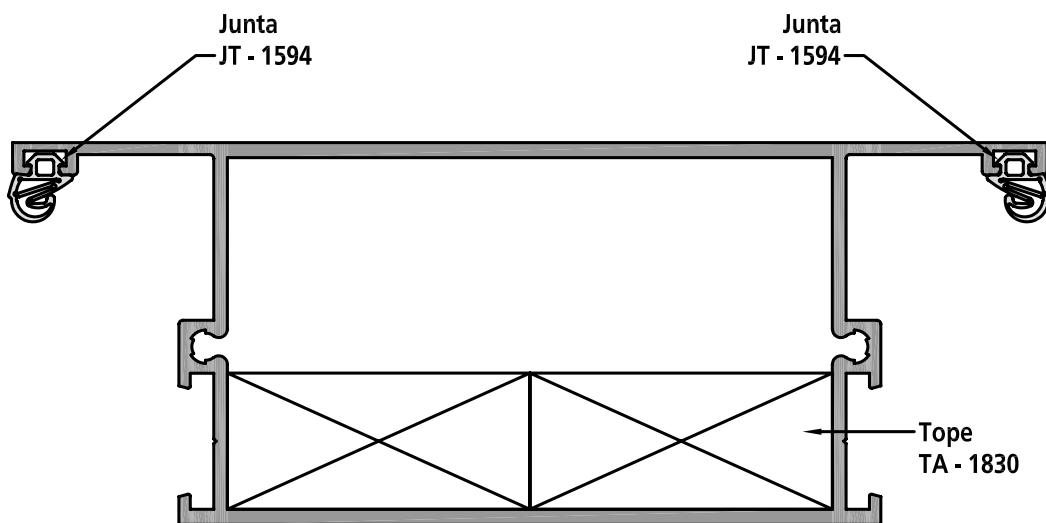
Zócalo Intermedio
(para apertura con bisagra de plastón y fijo)
21812



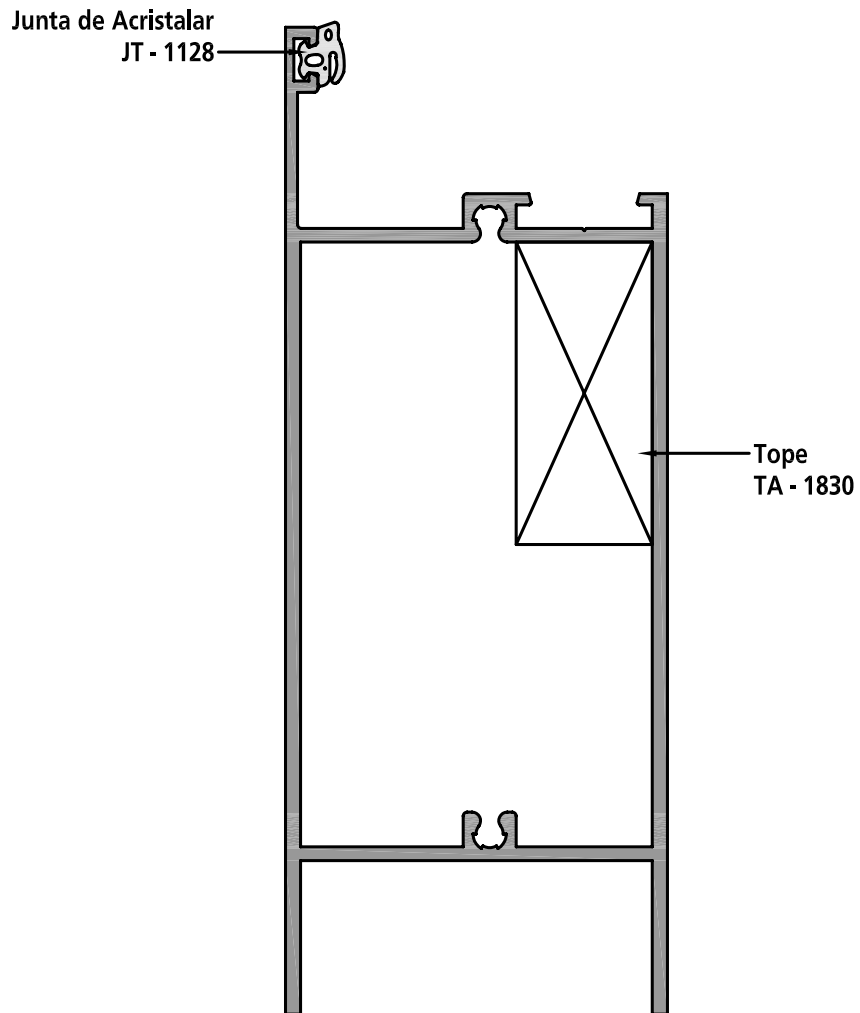
Zócalo Intermedio
(para apertura con bisagra de palas
por los dos lados)
21812



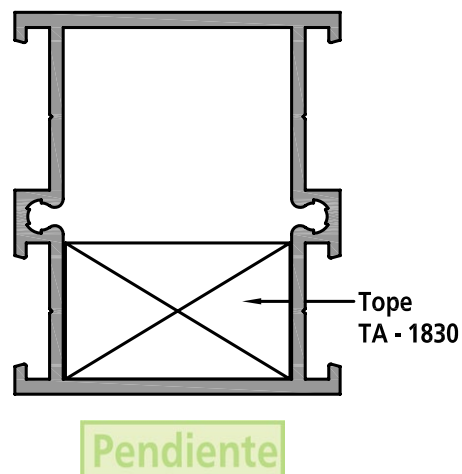
Zócalo Intermedio
(para apertura con bisagra de plastón
por los dos lados)
21812

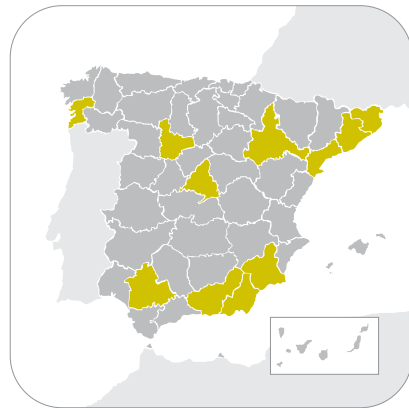


Zócalo Inferior 21813



Travesaño vaivén 21815





Metales extruidos, s.l.

Valladolid.- Avda. de Burgos 72. 47009. Valladolid
Tel.: 902 337 033 - 983 361 450 Fax: 983 361 451
e-mail:valladolid@metalesextruidos.com

Sevilla.- Avda. de la Industria,25. 41007. Sevilla
Tel.: 954 511 977 - 954 511 198 Fax: 954 672 466
e-mail:sevilla@metalesextruidos.com

Zaragoza.- C\ Benjamín Franklin,10. 50014. Zaragoza
Tel.: 976 470 413 - 976 473 412 Fax: 976 472 109
e-mail:zaragoza@metalesextruidos.com

Madrid.- C\ Antonio López,252. 28026. Madrid
Tel.: 914 760 396 - 914 760 311 Fax: 914 752 989
e-mail:madrid@metalesextruidos.com

Vigo .- Crta.Camposancos,182, 36230.
Vigo(Pontevedra)
Tel.: 986 295 612 - 986 295 616 Fax:986 291 390
e-mail:vigo@metalesextruidos.com

Murcia .- Polg. Industrial Oeste Par,25/14.
30169. San Ginés (Murcia)
Tel.: 968 010 480 Fax: 968 010 499
e-mail:murcia@metalesextruidos.com

Almeria .- Polg. Sierra Alhamilla
C\ Mármoles, 19. 04006. Almeria
Tel.: 950 229 039 Fax:950 224 258
e-mail:almeria@metalesextruidos.com

Granada .- Crta. Albolote,
s/n Polg Juncarril Par, 136-137.
18220 Albolote (Granada)
Tel.: 958 466 804 Fax:958 466 896
e-mail:granada@metalesextruidos.com

Barcelona.-C\Barcelona, 30. 08120 La Llagosta
(Barcelona)
Tel.: 935 747 070 Fax: 935 606 412
e-mail:llagosta@metalesextruidos.com

Sant Boi de Llobregat.- Ctra. Sta. Creu de Calafell, s/n
08830 Sant Boi (Barcelona)
Tel.: 936 408 151 Fax:936 521 513
e-mail:santboi@metalesextruidos.com

Bescanó .- Polg. Montfullá, c/ Vilablareix, s/n
17162 Bescanó (Girona)
Tel.: 972 400 420 Fax:972 400 213
e-mail:girona@metalesextruidos.com

Reus .-Polg. Agro-Reus, c/ Recanses i Mercadé,19
43206 Reus (Tarragona)
Tel.: 977 332 110 Fax:977 332 369
e-mail:reus@metalesextruidos.com