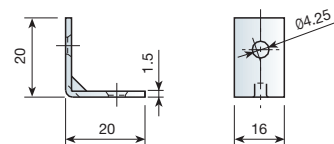


Escuadras

ENSAMBLAJES DE UNIÓN

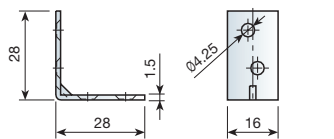
ESCUADRA 20x16.

ZINCADO	432.916.035	1.000
---------	-------------	-------



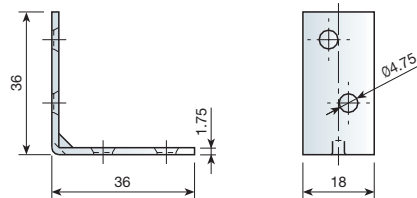
ESCUADRA 28x16.

ZINCADO	432.817.033	1.000
---------	-------------	-------



ESCUADRA 36x18.

ZINCADO	432.718.031	500
---------	-------------	-----



ESCUADRA 44x18.

ZINCADO	432.619.036	500
---------	-------------	-----

