



ERD97P21-U Receiver


RS-422, P PROTOCOL RECEIVER

Product Features

- Easy to Install
- Standard Features Include:
 - 80 Presets
 - Frame Scan
 - Random Scan
- RS-422, P Protocol for Pan/Tilts, Including Legacy®
- Environmental Housing Meets NEMA Type 4X Standards
- Input Power, Pan/Tilt Power, and Camera Power Selectable via Tool-Less Plug-Ins
- Adjustable Lens Voltage
- LED Indicators for Power and Transmit/Receive Data
- Standard Single Alarm Input (9 with Option Board)
- Standard Single Alarm Output (9 Auxiliary Outputs with Option Board)
- Auxiliary Outputs Jumper-Selectable for Normally-Open or Normally-Closed Operation
- Address Selectable
- Data Rate Selectable

The **ERD97P21-U** receiver is a stand-alone unit capable of controlling pan/tilt, camera, and lens functions and is designed to be used with systems that transmit Pelco P protocol. Standard features include 80 presets, frame scan, and random scan.

The **ERD97P21-U** is unique in that input voltage, pan/tilt voltage and camera voltage are set internally for 24/120/230 VAC using labeled plug-in connectors. Enclosure voltage is always the same as the input voltage to the receiver. All units are factory configured for 120 VAC input and 24 VAC camera voltage and are shipped with an attached 120 VAC cable. All connections to the motherboard and option board are made through easy-to-use terminal blocks with screw terminals.



DataFAX
SPEC: 2571
MANUAL: 29396

C571 / REVISED 6-01

International Organization
for Standardization;
Registered ISO 9001



TECHNICAL SPECIFICATIONS

MODEL

ERD97P21-U

Receiver. Provides interface with pan/tilt devices that transmit Pelco P protocol and use 24/120/230 VAC. Supports up to 80 presets; has one relay output.

RELATED PRODUCT

ERD97P-AUX

Alarm/relay option board

ELECTRICAL

Input Voltage	24 VAC, 120 VAC, or 230 VAC, 50/60 Hz (selectable)
Pan/Tilt Output Voltage	24 VAC (2A maximum), 120 VAC or 230 VAC (selectable); no voltage step-up possible; 230 VAC input cannot step down to 120 VAC
Lens Output Voltage	5-10 VDC; 25 mA at 10 VDC and 100 mA at 9 VDC
Camera Voltage	24 VAC (0.5 mA), 120 VAC or 230 VAC (selectable); no voltage step-up possible; 230 VAC input cannot step down to 120 VAC
Enclosure Voltage	Follows input voltage to receiver, fused
Power Consumption	
Pan/Tilt	48 VA
Camera	12 VA
Lens	5 VA
Receiver	15 VA
Control Method	RS-422 compatible (at 1200, 2400, 4800, 9600 baud). Receiver address and baud rate DIP switch selectable
Operating Distance	5,000 feet (1.5 km) on 18 AWG wire (Belden 8760)
Fuse Protection	
Receiver Input Power	3 AG type; 24 VAC - 5 ASB 120 VAC - 2 ASB 230 VAC - 1 ASB
Camera Power	3 AG type; 24 VAC - 1 A 120 VAC - 0.2 A 230 VAC - 0.0625 A
Enclosure Power	3 AG type; Fuse values depend on specifications of the equipment/accessories installed in enclosure. Check equipment specifications to determine fuse values
Alarm Inputs	Main motherboard has 1 normally-open alarm input (2 contacts: 1 in, 1 common). Option board has 8 additional normally-open alarm inputs (9 contacts: 8 in, 1 common). Contact rating: 1 A at 24 VDC, 0.5 A at 120 VAC
Relay Outputs	Main motherboard has 1 relay output. Option board has 8 additional relay outputs which are under receiver control. Contact rating: 1 A at 24 VDC, 0.5 A at 120 VAC
LED Indicators	Power, TX data, RX data

GENERAL

Operating Temperature	14° to 122°F (-10° to 50°C)
Dimensions	9.44" W x 4.32" H x 11.62" D (23.98 x 10.97 x 29.51 cm)
Unit Weight	12 lb (5.43 kg)
Shipping Weight	13 lb (5.89 kg)

CERTIFICATIONS/RATINGS

- Meets NEMA Type 4X standards


OPTIONAL MOUNTS

PA9000


Pole mount adapter for outdoor receiver

PA102

Pole mount. Must be used with PA9000 adapter.



PA102



PA9000



Pelco Worldwide Headquarters:

3500 Pelco Way, Clovis, California 93612-5699 USA

USA & Canada Tel: (800) 289-9100 • FAX (800) 289-9150 • DataFAX (800) 289-9108

International Tel: (559) 292-1981 • FAX (559) 348-1120 • DataFAX (559) 292-0435

www.pelco.com

Legacy® is a registered trademark of Pelco.
Specifications subject to change without notice.
©Copyright 2001, Pelco. All rights reserved.