



Esprit® Series Mounts

CORNER, PEDESTAL, POLE, AND WALL

Product Features

- Low Cost
- For Use with Esprit® Series Integrated Positioning Systems in Corner, Pedestal, Pole, and Wall Applications
- Can Also Be Used in Parapet Applications When Used with Appropriate Mount Adapter
- Constructed of Aluminum
- Features Cable Feedthrough
- Easy to Install
- For Indoor or Outdoor Applications

The **Esprit® Series** mounts include the EWM wall mount, EPM pole mount, ECM100 corner mount, EPP pedestal adapter, and the EA4348 EWM-to-Legacy® adapter.

All mounts are aluminum and feature a feedthrough opening to conceal electrical cables. They have a gray, polyester powder coat finish.

The EWM wall mount is the essential component in this series. It can be used as a stand-alone mount for wall applications or in conjunction with the EPM pole mount, ECM100 corner mount, or PP100 parapet mount. When used with the EA4348 adapter, the EWM can also be mounted to a Legacy PP300L, PP301L, or PP4348 parapet mount.


The EWM wall mount is easy to install and requires no special tools. The Esprit integrated positioning system attaches directly to the EWM with three stainless-steel screws and washers. The mount can be attached to any vertical load-bearing surface with four fasteners suitable for the mounting surface (not supplied). Stainless-steel nuts and washers are supplied for attaching the EWM to the mounting studs on the pole, corner, and parapet mounts.

The EPP pedestal adapter is designed to adapt an Esprit integrated positioning system to pedestal mounts, such as the PM2000 or PM2010. Three stainless-steel nuts and washers are provided to secure the Esprit system to the adapter.

The EA4348 EWM-to-Legacy adapter can also be used to retrofit corner-, pole-, and parapet-mounted Legacy systems with Esprit integrated positioning systems. The EA4348 will make any CM400, PA402, PP400, PP300L/PP301L, and PP4348 Legacy mount compatible with the EWM wall mount.



ESPRIT SYSTEM MOUNTED ON EWM WALL MOUNT
WITH EPM POLE ADAPTER



EWM WALL MOUNT



EPM POLE ADAPTER



EPP PEDESTAL ADAPTER



EA4348 LEGACY
ADAPTER



ECM100 CORNER ADAPTER



TECHNICAL SPECIFICATIONS

MODELS

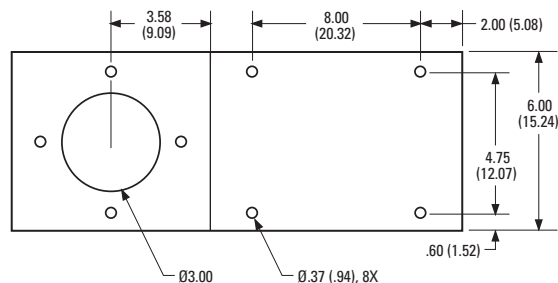
ECM100	Esprit corner mount; for use with EWM wall mount
EPP	Esprit pedestal adapter; for use with PM2000/PM2010 pedestal mount
EPM	Esprit pole adapter; for use with EWM wall mount
EWM	Esprit wall mount
EA4348	EWM-to-Legacy adapter; for use with PP300L, PP301L, and PP4348 parapet mounts

GENERAL

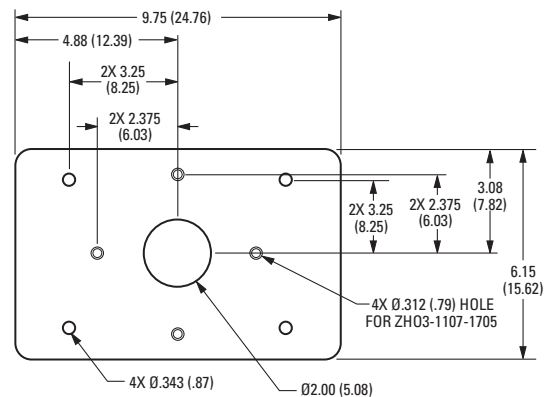
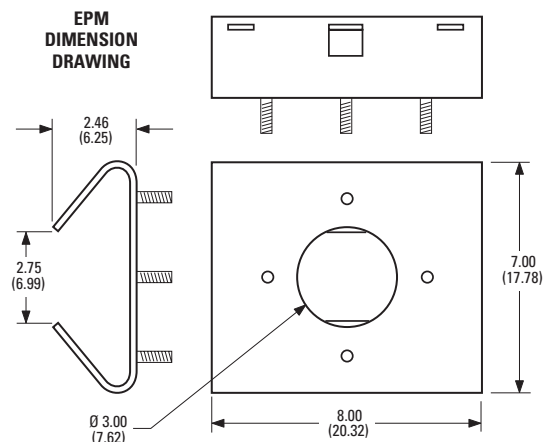
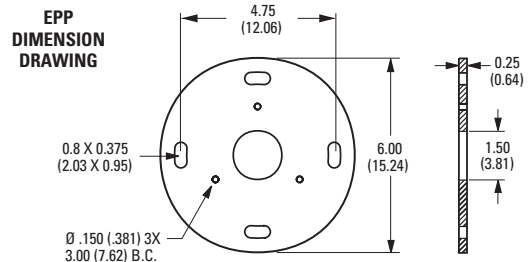
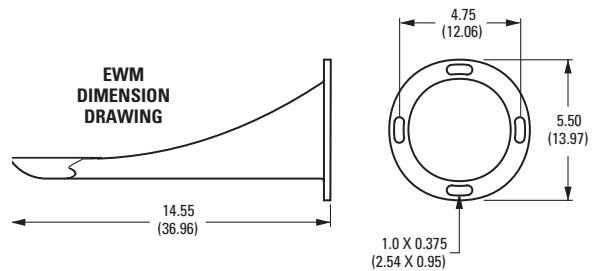
Construction	Aluminum
Finish	Gray polyester powder coat
Mounting Method	
ECM100	Attached to mounting surface with eight fasteners (not supplied)
EPP	Attached to a compatible mount (such as the PM2000/PM2010) with four fasteners (not supplied)
EPM	Attached to a pole with three stainless-steel straps (supplied). Strap length 28.5 inches (77.38 cm)
EWM	Attached to the mounting surface with four fasteners (not supplied)
EA4348	Attached to Legacy corner, pole, or parapet mount with four fasteners (nuts and split lock washers supplied with Legacy mount)
Cable Entry	Cable feeds through the EWM mount into the Esprit system; ECM100, EPA, and EPM mounts have a cable feedthrough hole in center
Maximum Load	
EPP	Not applicable
ECM100	75 pounds (34 kg)
EPM	100 pounds (45 kg)
EWM	30 pounds (14 kg)
EWM with EA4348	30 pounds (14 kg)
Weight	
EPP	Unit: 0.6 lb (0.3 kg) Shipping: 1.0 lb (0.45 kg)
ECM100	Unit: 3.0 lb (1.4 kg) Shipping: 6.0 lb (2.7 kg)
EPM	Unit: 2.2 lb (1.0 kg) Shipping: 4.0 lb (1.8 kg)
EWM	Unit: 1.5 lb (0.7 kg) Shipping: 3.0 lb (1.4 kg)
EA4348	Unit: 1.2 lb (0.5 kg) Shipping: 3.0 lb (1.4 kg)

OPTIONAL MOUNT ADAPTERS

PP100	Parapet (wall) mount. Use with EWM wall mount
PP300L, PP301L	Parapet (corner) mount. Use with EWM wall mount and EA4348 adapter
PP4348	Parapet (rooftop) mount. Use with EWM wall mount and EA4348 adapter



ECM100 DIMENSION DRAWING



EA4348 DIMENSION DRAWING

NOTE: VALUES IN PARENTHESES ARE CENTIMETERS; ALL OTHERS ARE INCHES.



Pelco Worldwide Headquarters:
3500 Pelco Way, Clovis, California 93612-5699 USA
USA & Canada Tel: (800) 289-9100 • FAX (800) 289-9150
International Tel: (559) 292-1981 • FAX (559) 348-1120
www.pelco.com

Pelco, the Pelco logo, Esprit, and Legacy are registered trademarks of Pelco.
Specifications subject to change without notice.
©Copyright 2004, Pelco. All rights reserved.