

# JD-2500

Perfil de aluminio extrusionado MINI OVAL con equipo standard en A.F. y R.E. de uno o dos tubos fluorescente para la formación de estructuras y malla de iluminación y para utilización individual. Color standard: blanco RAL-9010 y negro RAL-9005.

**ATENCIÓN: Con RE sumar 180 m/m. a cualquier modelo de tubo**



## TUBO VISTO

JD-2500/118	760 m/m.	980 m/m
JD-2500/136	1370 m/m.	1590 m/m
JD-2500/158	1670 m/m.	1980 m/m
JD-2500/218	760 m/m.	980 m/m
JD-2500/236	1370 m/m.	1590 m/m
JD-2500/258	1670 m/m.	1980 m/m



## POLICARBONATO

JD-2500P/118	760 m/m.	980 m/m
JD-2500P/136	1370 m/m.	1590 m/m
JD-2500P/158	1670 m/m.	1980 m/m
JD-2500P/218	760 m/m.	980 m/m
JD-2500P/236	1370 m/m.	1590 m/m
JD-2500P/258	1670 m/m.	1980 m/m



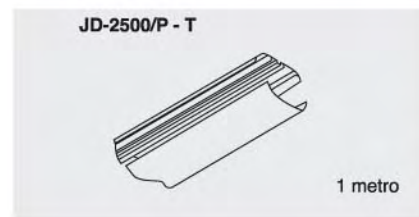
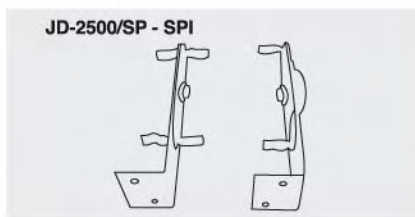
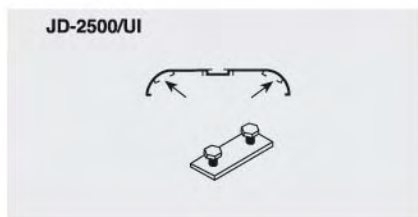
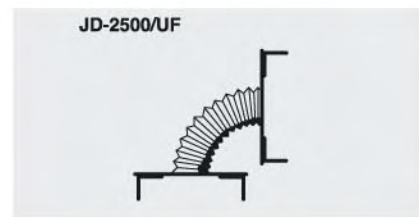
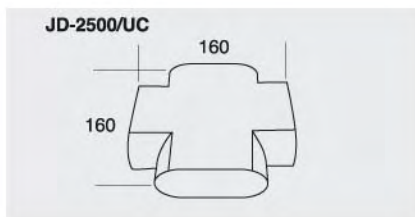
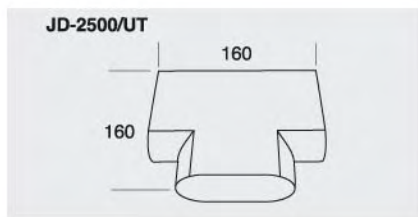
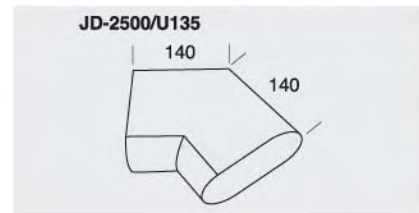
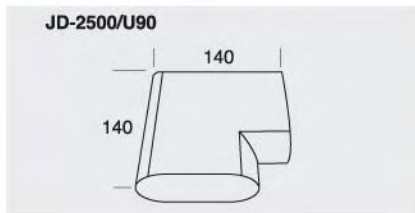
## CELOSIA

JD-2500C/118	760 m/m.	980 m/m
JD-2500C/136	1370 m/m.	1590 m/m
JD-2500C/158	1670 m/m.	1980 m/m
JD-2500C/218	760 m/m.	980 m/m
JD-2500C/236	1370 m/m.	1590 m/m
JD-2500C/258	1670 m/m.	1980 m/m

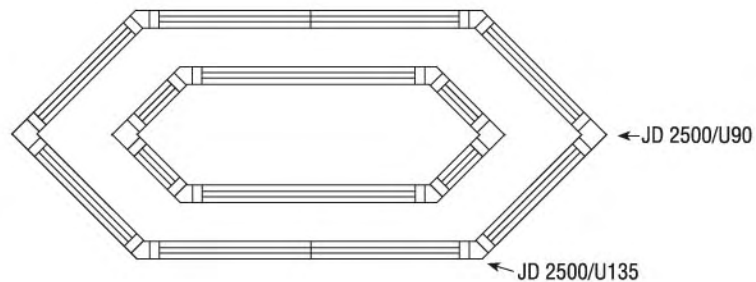
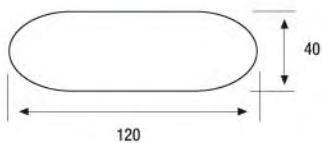


Este perfil se puede suministrar, a petición, en una sola unidad con un máximo de 3340 m/m.

## accesorios y referencias



## dimensiones



## suspensiones

JD-FS

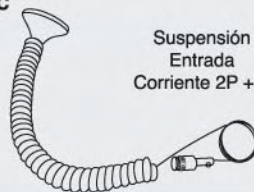


JD-CS



JD-EC

Suspensión  
Entrada  
Corriente 2P + T



JD-DS



JD-TS



JD-VS

Suspensión  
regulable  
en altura

