


 techporcelain
ORIGIN



TECHNICAL CHARACTERISTICS

ORIGIN collection

FULL BODY. This term enhances the homogeneous quality of the product, aspect that makes possible a very low wear and a very high durability either for normal spaces or for heavy-traffic zones.

FULL BODY "toda masa", esta gran calidad indica que el producto es homogéneo en toda su espesor por lo cual el desgaste es mucho menos marcado y su durabilidad se multiplica tanto en utilizaciones normales como en utilizaciones en superficies de alto tránsito.

MICROSEALED. Microsealed, made in surfaces of all pieces, makes possible the very low absorption in porcelain stoneware, avoiding dirtiness. For that reason this product is clean and hygienic.

MICROSELLADO. El microsellado al que se somete la superficie de las piezas contribuye a que la absorción del porcelánico sea muy baja, impidiendo que la suciedad penetre en él. Por ello es un producto limpio e higiénico.

MONOCALIBER. Every piece with the same format has the same sizes, very important characteristic for use in high-level projects. These products are manufactured without bevel and can be located without joint.

MONOCALIBRE, todas las piezas elaboradas del mismo formato tienen exactamente la misma medida, característica muy importante a tener en cuenta para elaboración de proyectos de gran nivel. Estas piezas no llevan bisel, pudiendo ser colocadas sin junta.

RESISTANT TO FROST. TECH PORCELAIN productive process includes the most advanced technology present in the market. In this way, water absorption is practically zero and, for this reason, customer can trust in the product for use in exteriors.

RESISTENCIA A LAS HELADAS, el proceso productivo Tech Porcelain se ha realizado con las últimas tecnologías de mercado, debido a esto la absorción de agua del producto es prácticamente cero, por este motivo es un producto que puede ser utilizado con toda tipo de garantías en exteriores.

GREAT MECHANICAL RESISTANCE. Thanks to their homogeneous surface and their special productive qualities, these pieces are characterized by their great resistance, clearly superior to norms.

GRAN RESISTENCIA MECÁNICA, debido a la homogeneidad de su superficie y de sus especiales cualidades productivas, estas piezas están caracterizadas por su gran resistencia, muy por encima de las normas estipuladas.


LAND PORCELÁNICO, company belonging to the Aparici Group, has introduced in the market a product with excellent technical and esthetical properties. The porcelain covering included in the line TECH PORCELAIN is very resistant, thanks to the productive processes used for manufacturing it. The goal has been a product that highlights the natural beauty and much more resistant than what norms state.

TECH PORCELAIN has been investigated so that it can be used both in interior and in exterior surfaces, suitable for pavements and floors, and is accompanied by a wide range of decorative possibilities specially created for the most selected tastes.

LAND PORCELÁNICO, perteneciente al Grupo Aparici, ha lanzado al mercado un producto de excelentes cualidades técnicas y estéticas. El recubrimiento porcelánico que se engloba en la línea TECH PORCELAIN es muy resistente, debido a sus pautas productivas, se ha conseguido elaborar un producto que recrea la belleza natural y con una resistencia muy por encima de las normas marcadas.

TECH PORCELAIN ha sido estudiado para que pueda usarse tanto en interiores como en exteriores, apto para pavimentos y suelos, su gran potencial de combinación lo hacen especial para gustos muy selectos.





techPORCELAIN
ORIGIN
collection

02



04-23

Origin Serie

24-27

Modularity / Special Pieces
Modulaciones / Piezas Especiales

28-29

Packing List / Groups / Technical Characteristics
Lista de Embalaje / Grupos / Características Técnicas

03

lAnd
PORCELANICO

marfil

Origin



04

Origin marfil natural / lappato
18"x18" (45x45 cm)
(44.6x44.6 cm)
G-6276/G-6296



Origin marfil natural / lappato
12"x24" (30x60 cm)
(29.7x59.8 cm)
G-6276/G-6296




Origin marfi lappato basic sf
12"x12"-30x30 cm
(29,75x29,75 cm)

C-6181



Origin marfi lappato cora
12"x12"-30x30 cm
(29,75x29,75 cm)

C-6181



Origin marfi lappato
mosaico 1,5x2,5
12"x12"-30x30 cm
(29,75x29,75 cm)

C-6190



Origin marfi lappato
mosaico 2,5x10
12"x12"-30x30 cm
(29,75x29,75 cm)

C-6708




Origin marfi lappato
previsione 2,5x8
12"x24"-30x60 cm
(29,75x59,55 cm)

C-6214

Fusile lista
0,4"x24"-1x60 cm
(1x59,55 cm)


C-5049



Origin marfi C-5151-0-0001
natur/lappato basic
2"x12"-7,5x30 cm (7,5x29,75 cm)



Origin marfi C-2020-0-0004
natur/lappato basic
2"x2"-7,5x7,5 cm (7,5x7,5 cm)




Origin marfi C-5067-0-0071
natur/lappato basic
2"x18"-7,5x45 cm (7,5x44,5 cm)



Origin marfi C-5061-0-0041
natur/lappato basic
2"x24"-7,5x60 cm (7,5x59,55 cm)



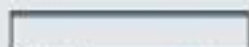
Origin marfi C-5067
lappato basic
2"x24"-6x60 cm (4,8x59,55 cm)




Origin marfi C-5067
lappato mosaic
4"x24"-10x60 cm (7,5x59,55 cm)



Origin marfi C-5067
natur/lappato
2"x12"-7,5x30 cm (7,5x29,75 cm)



Origin marfi C-5067
natur/lappato
2"x18"-7,5x45 cm (7,5x44,5 cm)



Origin marfi C-5067
natur/lappato
2"x24"-7,5x60 cm (7,5x59,55 cm)

05



marfil

Origin



ORIGIN collection

Full Body Microesfado Manocalibre Resistente to Frost Great Mechanical Resistance
Todo Mesa Microesfado Manocalibre Resistencia a las Heladas Gran Resistencia Mecánica

crema

Origin



08

Origin crema natural / lappato
18"x18"-45x45 cm
(44.5x44.5 cm)
G-4288/G-4289




Origin crema natural / lappato
12"x24"-30x60 cm
(29.7x59.5 cm)
G-4288/G-4289



Origin crema lappato livello 41
12"x12"-30x30 cm
(29,75x29,75 cm)
G-5153



Origin crema lappato corte
12"x12"-30x30 cm
(29,75x29,75 cm)
G-5161



Origin crema lappato
mosaico 1,5x2,5
12"x12"-30x30 cm
(29,75x29,75 cm)
G-6756



Origin crema lappato
mosaico 2,5x10
12"x12"-30x30 cm
(29,75x29,75 cm)
G-6668



Origin crema lappato precisione 1,5x60
12"x24"-30x60 cm
(29,75x59,55 cm)
G-6656




Fuente lista
0,4"x24"-1x60 cm
(1x59,55 cm)
G-5049



Origin crema natural lappato livello
2"x12"-7,5x30 cm (7,5x29,75 cm)




Origin crema natural lappato corte
2"x12"-7,5x30 cm (7,5x29,75 cm)




Origin crema natural lappato livello
2"x18"-7,5x45 cm (7,5x44,52 cm)



Origin crema natural lappato livello
2"x24"-7,5x60 cm (7,5x59,55 cm)



Origin crema lappato livello
2"x24"-7,5x60 cm (7,5x59,55 cm)




Origin crema lappato livello
4"x24"-15x60 cm (15x59,55 cm)



Origin crema natural lappato
2"x12"-7,5x30 cm (7,5x29,75 cm)



Origin crema natural lappato
2"x18"-7,5x45 cm (7,5x44,52 cm)



Origin crema natural lappato
2"x24"-7,5x60 cm (7,5x59,55 cm)



crema

Origin



ORIGIN collection

Full Body Microsealed Monocolor Resistant to Frost Great Mechanical Resistance
Todo Masa Microsellada Monocolor Resistencia a las Heladas Gran Resistencia Mecánica



gris

Origin



12

Origin gris natural / lappato
18"x18"-45x45 cm
(463x463 cm)
G-4214/G-4218




Origin gris natural / lappato
12"x24"-30x60 cm
(29,7x59,8 cm)
G-4214/G-4218



Origin gris lappato beato
12"x12"-30x30.5 cm
(29.75x37.5 cm)
C-4153



Origin gris lappato corna
12"x12"-30x37.5 cm
(29.75x37.5 cm)
C-5111



Origin gris lappato
mosaico 2,5x2,5
12"x12"-30x30 cm
(29.75x29.75 cm)
C-4756




Origin gris lappato
mosaico 2,5x10
12"x12"-30x30 cm
(29.75x29.75 cm)
C-4688



Origin gris lappato precisione 2,5x10
12"x24"-30x60 cm
(29.75x59.55 cm)
C-4996




Fonte lista
0-4"x24"-1x60 cm
(1x59.55 cm)
C-5049




Origin gris
naturale lappato beato
2"x12"-7.5x30 cm (7.5x29.75 cm)




Origin gris
naturale lappato beato
2"x2"-7.5x7.5 cm (7.5x7.5 cm)




Origin gris
naturale lappato beato
2"x18"-7.5x45 cm (7.5x44.5 cm)



Origin gris
naturale lappato beato
2"x24"-7.5x60 cm (7.5x59.55 cm)




Origin gris
lappato beato
2"x24"-6x60 cm (48x59.55 cm)




Origin gris
lappato beato
4"x24"-15x60 cm (75x59.55 cm)



Origin gris
naturale lappato
2"x12"-7.5x30 cm (7.5x29.75 cm)



Origin gris
naturale lappato
2"x18"-7.5x45 cm (7.5x44.5 cm)



Origin gris
naturale lappato
2"x24"-7.5x60 cm (7.5x59.55 cm)



gris

Origin



ORIGIN collection

Full Body Microesfado Manocalibre Resistente to Frost Gran Resistencia Mecánica
Todo Mesa Microesfado Manocalibre Resistencia a las Heladas Gran Resistencia Mecánica



savanna

Origin



Origin savanna natural / lappato
12'x24'-30x60 cm
(29,75x59,15 cm)
G-4234/G-4236

16

Origin savanna natural / lappato
18'x18'-45x45 cm
(44,63x44,63 cm)
G-4234/G-4236





Origini savanna lappato totale di
12"x15"-30x37,5 cm
(29,75x29,75 cm)
C-4143



Origini savanna lappato corto
12"x15"-30x30 cm
(29,75x29,75 cm)
C-4141



Origini savanna lappato
mosaico 2,5x2,5
12"x12"-30x30 cm
(29,75x29,75 cm)
C-4154




Origini savanna lappato
mosaico 2,5x10
12"x12"-30x30 cm
(29,75x29,75 cm)
C-4408



Origini savanna lappato promiscuo 2,5x6
12"x24"-30x60 cm
(29,75x49,55 cm)
C-4404


Fuente lista
0-4"x24"-1x60 cm
(1x59,55 cm)
C-5049




Origini savanna
naturale/lappato totale
2"x12"-7,5x30 cm (7,5x29,75 cm)



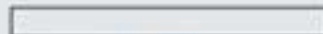
Origini savanna C-5014-16-5000
naturale/lappato totale
2"x12"-7,5x7,5 cm (7,5x7,5 cm)




Origini savanna
naturale/lappato totale
2"x18"-7,5x45 cm (7,5x44,5 cm)



Origini savanna
naturale/lappato totale
2"x24"-7,5x60 cm (7,5x59,55 cm)




Origini savanna
lappato totale
2"x24"-1x60 cm (48,5x59,55 cm)




Origini savanna
lappato totale-1
4"x24"-15x60 cm (75,5x59,55 cm)



Origini savanna
naturale/midgap
2"x12"-7,5x30 cm (7,5x29,75 cm)



Origini savanna
naturale/midgap
2"x18"-7,5x45 cm (7,5x44,5 cm)



Origini savanna
naturale/midgap
2"x24"-7,5x60 cm (7,5x59,55 cm)



savanna

Origin



ORIGIN collection

Full Body Microsanded Monocalibre Resistant to Frost Great Mechanical Resistance
Todo Masa Microsefiado Manocalibre Resistencia a las Heladas Gran Resistencia Mecánica



antracita

Origin



Origin antracita natural / lappato
12'x24' - 36x60 cm
(29,27x49,13 cm)
G-4234/G-4236

20

Origin antracita natural / lappato
18'x18' - 45x45 cm
(44,63x44,63 cm)
G-4234/G-4236





Origini estratta lappato liscio sf
12"x12"-30x30 cm
(29,75x29,75 cm)
C-5135



Origini estratta lappato liscio
12"x25"-30x30 cm
(29,75x29,75 cm)
C-5141



Origini estratta lappato
mosaico 2,5x2,5
12"x12"-30x30 cm
(29,75x29,75 cm)
C-4756




Origini estratta lappato
mosaico 2,5x10
12"x12"-30x30 cm
(29,75x29,75 cm)
C-4682



Origini estratta lappato precisione 1,5x40
12"x24"-30x60 cm
(29,75x59,55 cm)
C-4686


Fuente lisa
6"x24"-1x60 cm
(1x59,55 cm)
C-5049




Origini estratta
naturale lappato liscio
2"x12"-7,5x30 cm (7,5x29,75 cm)




Origini estratta
naturale lappato liscio
2"x2"-7,5x7,5 cm (7,5x7,5 cm)




Origini estratta
naturale lappato liscio
2"x18"-7,5x45 cm (7,5x44,5 cm)



Origini estratta
naturale lappato liscio
2"x24"-7,5x60 cm (7,5x59,55 cm)




Origini estratta
lappato liscio
2"x24"-6x60 cm (4,8x59,55 cm)




Origini estratta
lappato liscio
4"x24"-15x60 cm (15x59,55 cm)



Origini estratta
naturale lappato
2"x12"-7,5x30 cm (7,5x29,75 cm)



Origini estratta
naturale lappato
2"x18"-7,5x45 cm (7,5x44,5 cm)



Origini estratta
naturale lappato
2"x24"-7,5x60 cm (7,5x59,55 cm)



antracita


Origin




ORIGIN collection

Full Body Microresilient Monoelastic Resistant to Frost Great Mechanical Resistance
Todo Masa Microesfido Monoelástico Resistencia a las Heladas Gran Resistencia Mecánica






Modularity Modulaciones



12" x 24"
30 x 60 cm
(29.75x59.55 cm)



12" x 24"
30 x 60 cm
(29.75x59.55 cm)

2" x 24"
5 x 60 cm
(4.8x59.55 cm)

3" x 24"
7.5 x 60 cm
(7.3x59.55 cm)

4" x 24"
10 x 60 cm
(9.8x59.55 cm)



(*) Proposal size for a 2 mm joint / Propuestas propuestas para juntas 2 mm.


ORIGIN collection



12" x 24"	18" x 18"
30 x 60 cm	45 x 45 cm
(29,75x59,55 cm)	(44,63x44,63 cm)

12" x 15" sfl	18" x 18"
30 x 37,5 cm	45 x 45 cm
(29,75x37,5 cm)	(44,63x44,63 cm)

12" x 12" corte	12" x 24"
30 x 30 cm	30 x 60 cm
(29,75x29,75 cm)	(29,75x59,55 cm)





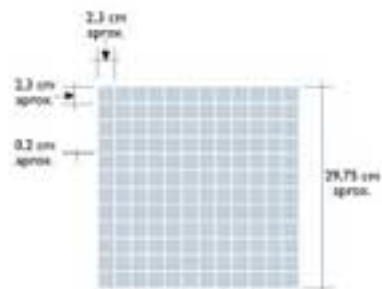
Special Pieces

Piezas especiales

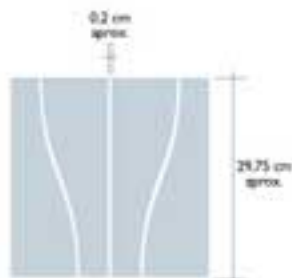
26




Origen precisión 2,5x60
12"x14" - 30x60 cm
(29,75x59,55 cm)




Origen mosaico 2,5x2,5
12"x12" - 30x30 cm
(29,75x29,75 cm)



Origen corte
12"x12" - 30x30 cm
(29,75x29,75 cm)




Origen mosaico 2,5x10
12"x12" - 30x30 cm
(29,75x29,75 cm)




Origen listado s/f
12"x15" - 30x37,5 cm
(29,75x37,5 cm)


Simple



Top



Gradone



27

See attached table of contents. *Ver tabla de contenidos*

Platós y Platós Angulo
 12"x24" 30x60 cm (29,75x59,55)
 18"x18" 45x45 cm (44,63x44,63)

Skirtings, Rodapiés.



Simple



Top



Gradone



ORIGIN COLLECTION COLLECTION ORIGIN	GROUPS - GROUPS										PACKING LIST									
	MAGAL		CASA		GAL		LORCA		ALFACERIA		Transportation Subcategory	Box/Plate Cap/Plate	Pls Per Pallet Cap	Qty Per Pallet	Weight Per Box	Weight Per Pallet	Qty/Plate Up/Plate	Weight Per Pallet	Qty/Plate Up/Plate	LTS
	5000	1200	5000	1200	5000	1200	5000	1200	5000	1200										
base 12"x24"-30x60 cm (29.5x60.33 cm)	6274	6300	6258	6284	6234	6258	6234	6258	6234	6258	9.0-0.39"	60	6	1.263	11.991	42.52	457.67	928.2	23.205	-
pedifilo 30 12"x24"-30x60 cm (29.5x60.33 cm)	5171	5195	5171	5195	5171	5195	5171	5195	5171	5195	9.0-0.39"	-	7	-	-	-	-	-	27.76	2.028
pedifilo 40 12"x24"-30x60 cm (29.5x60.33 cm)	5171	5195	5171	5195	5171	5195	5171	5195	5171	5195	9.0-0.39"	-	7	-	-	-	-	-	27.76	4.148
pedifilo angulo 12"x24"-30x60 cm (29.5x60.33 cm)	5171	5195	5171	5195	5171	5195	5171	5195	5171	5195	9.0-0.39"	-	7	-	-	-	-	-	27.76	-
pedifilo top 30 12"x24"-30x60 cm (29.5x60.33 cm)	5355	5355	5355	5355	5355	5355	5355	5355	5355	5355	18-0.70"	-	4	-	-	-	-	-	16.6	1.19
pedifilo top 40 12"x24"-30x60 cm (29.5x60.33 cm)	5355	5355	5355	5355	5355	5355	5355	5355	5355	5355	18-0.70"	-	4	-	-	-	-	-	16.6	2.38
pedifilo top angulo 12"x24"-30x60 cm (29.5x60.33 cm)	5499	5499	5499	5499	5499	5499	5499	5499	5499	5499	18-0.70"	-	3	-	-	-	-	-	11.7	-
pedifilo gradona 30 12"x24"-30x60 cm (29.5x60.33 cm)	5499	5499	5499	5499	5499	5499	5499	5499	5499	5499	25-0.96"	-	2	-	-	-	-	-	8.6	0.595
pedifilo gradona 40 12"x24"-30x60 cm (29.5x60.33 cm)	5499	5499	5499	5499	5499	5499	5499	5499	5499	5499	25-0.96"	-	2	-	-	-	-	-	8.6	1.191
pedifilo gradona angulo 12"x24"-30x60 cm (29.5x60.33 cm)	5559	5559	5559	5559	5559	5559	5559	5559	5559	5559	25-0.96"	-	2	-	-	-	-	-	9.5	-
rodapié 2"x24"-7.5x60 cm (7.5x60.33 cm)	5097	-	5097	-	5095	-	5095	-	5095	-	9.0-0.39"	-	18	-	-	-	-	-	17.89	10.8
rodapié 2"x17"-7.5x60 cm (7.5x60.33 cm)	5067	-	5067	-	5065	-	5065	-	5065	-	9.0-0.39"	-	30	-	-	-	-	-	18.596	9
base 2"x24"-7.5x60 cm (7.5x60.33 cm)	5087	5091	5087	5091	5085	5087	5085	5087	5085	5087	9.0-0.39"	-	18	-	-	-	-	-	17.89	10.8
base 2"x17"-7.5x60 cm (7.5x60.33 cm)	5055	5057	5055	5057	5053	5055	5053	5055	5053	5055	9.0-0.39"	-	30	-	-	-	-	-	18.596	9
base 2"x17"-7.5x73 cm (7.5x73 cm)	5035	5039	5035	5039	5029	5035	5029	5035	5029	5035	9.0-0.39"	-	30	-	-	-	-	-	3.74	3.21
base 2"x24"-5x60 cm (5x60.33 cm)	-	5087	-	5087	-	5087	-	5087	-	5087	9.0-0.39"	-	24	-	-	-	-	-	20.61	14.4
base 1"4"x24"-10x60 cm (10x60.33 cm)	-	5097	-	5097	-	5099	-	5099	-	5099	9.0-0.39"	-	8	-	-	-	-	-	10.65	4.8
base 18"x18"-45x60 cm (44.65x60.33 cm)	6274	6300	6258	6284	6234	6258	6234	6258	6234	6258	9.0-0.39"	60	6	0.996	10.720	67.728	729	1485.8	21.85	-
pedifilo 18"x18"-45x60 cm (44.65x60.33 cm)	5171	5195	5171	5195	5171	5195	5171	5195	5171	5195	9.0-0.39"	-	5	-	-	-	-	-	22.75	3.337
pedifilo angulo 18"x18"-45x60 cm (44.65x60.33 cm)	5171	5195	5171	5195	5171	5195	5171	5195	5171	5195	9.0-0.39"	-	5	-	-	-	-	-	22.75	-
pedifilo top 18"x18"-45x60 cm (44.65x60.33 cm)	5355	5355	5355	5355	5355	5355	5355	5355	5355	5355	18-0.70"	-	2	-	-	-	-	-	14.5	1.21
pedifilo top angulo 18"x18"-45x60 cm (44.65x60.33 cm)	5499	5499	5499	5499	5499	5499	5499	5499	5499	5499	18-0.70"	-	2	-	-	-	-	-	10.3	-
pedifilo gradona 18"x18"-45x60 cm (44.65x60.33 cm)	5499	5499	5499	5499	5499	5499	5499	5499	5499	5499	25-0.96"	-	2	-	-	-	-	-	10.3	0.893
pedifilo gradona angulo 18"x18"-45x60 cm (44.65x60.33 cm)	5559	5559	5559	5559	5559	5559	5559	5559	5559	5559	25-0.96"	-	2	-	-	-	-	-	11.8	-
rodapié 2"x18"-7.5x60 cm (7.5x60.33 cm)	5081	-	5081	-	5079	-	5079	-	5079	-	9.0-0.39"	-	14	-	-	-	-	-	10.22	6.3
base 2"x18"-7.5x60 cm (7.5x60.33 cm)	5067	5071	5067	5071	5065	5067	5065	5067	5065	5067	9.0-0.39"	-	14	-	-	-	-	-	10.22	6.3
base 2"x17"-7.5x73 cm (7.5x73 cm)	5035	5039	5035	5039	5029	5035	5029	5035	5029	5035	9.0-0.39"	-	30	-	-	-	-	-	3.74	3.21
mosaico 15x15 12"x12"-36x36 cm (29.5x29.5 cm)	-	6780	-	6754	-	6754	-	6754	-	6754	9.0-0.39"	-	2	-	-	-	-	-	13.67	2.1
premosaico 23x60 12"x24"-36x60 cm (29.5x60.33 cm)	-	6556	-	6486	-	6486	-	6486	-	6486	9.0-0.39"	-	6	-	-	-	-	-	23.205	-
serre 2"x12"-36x36 cm (29.5x29.5 cm)	-	5181	-	5181	-	5181	-	5181	-	5181	9.0-0.39"	-	2	-	-	-	-	-	13.67	2.1
base of 12"x12"-36x36 cm (29.5x29.5 cm)	-	5155	-	5155	-	5155	-	5155	-	5155	9.0-0.39"	-	2	-	-	-	-	-	13.67	2.1
mosaico 15"x18"-36x36 cm (29.5x29.5 cm)	-	6788	-	6688	-	6688	-	6688	-	6688	9.0-0.39"	36	7	0.619	-	-	-	49.01	13.81	2.1
base base 18"x24"-1x60 cm (1x60.33 cm)	3049										9.0-0.39"	-	210	-	-	-	-	-	9.95	-

MEASUREMENTS AND SURFACE APPEARANCE DIMENSIONES Y ASPECTO SUPERFICIAL	STANDARD TEST METHOD MÉTODO DE LA NORMA	STANDARD PRESCRIBED VALUES VALOR PRESCRITO POR LA NORMA	LAND PORCELAIN CO VALUE VALOR LAND PORCELAIN CO
 Length and Width Longitud y Anchura	ISO 10545-2	+ 0,6% max.	+ 0,1%
 Thickness Espesor	ISO 10545-2	+ 5% max.	+ 2%
 Orthogonality Ortogonalidad	ISO 10545-2	+ 0,6% max.	+ 0,2%
 Straightness of sides Rectitud de lados	ISO 10545-2	+ 0,5% max.	+ 0,2%
 Surfaces flatness Planitud de superficies	ISO 10545-2	+ 0,5% max.	+ 0,2%
PHYSICAL PROPERTIES PROPIEDADES FÍSICAS			
 Water absorption Absorción de agua	ISO 10545-3	≤ 0,3%	0,02%
 Breaking strength, in N Carga de rotura, en N	ISO 10545-4	≥ 1300 N	2400 N
 Bonding resistance Resistencia a la tensión	ISO 10545-4	≥ 35 N/mm ²	56 N/mm ² (*)
 Resistance to deep abrasion Resistencia a la abrasión profunda	ISO 10545-4	≤ 175 mm ³	106 mm ³
 Thermal expansion coefficient Coeficiente de dilatación térmica	ISO 10545-8	Available method Método disponible	6,5 x 10 ⁻⁴ / °C
 Temperature shock resistance Resistencia al choque térmico	ISO 10545-9	No surface defects should be visible No debe presentarse defectos visibles	Disturb / Interferencia
 Cracking resistance Resistencia al resquebrajamiento	ISO 10545-11	No surface defects or cracks should be visible No debe presentarse defectos o resacas visibles	Disturb / Interferencia
 Resistance to frost Resistencia a la helada	ISO 10545-12	No surface defects or cracks should be visible No debe presentarse defectos o resacas visibles	Frost Resistance / Resistencia
 Anti-slip Antideslizamiento	DN 51130		R9
 Colour resistance to light Resistencia del color a la luz	DN 51094	There should be no colour variations No debe presentarse variaciones de color	No alterations to colour and tone No presentarse alteraciones de color y de tono
CHEMICAL PROPERTIES PROPIEDADES QUÍMICAS			
 Chemical resistance Resistencia química	ISO 10545-13	No stain to be visible (except after staining is finished) No debe haber manchas visibles (excepto después de haberse acabado)	No visible effects / Sin efectos visibles
 Resistance to staining Resistencia a las manchas	ISO 10545-14	≥ 3	5

(*) Friction method value for class R10 according to EN 13036-2

Ctra. Castellón - San Juan de Moró km. 12,5
12130 San Juan de Moró, Castellón, Spain
Tel. 0034 964 70 10 15
Fax Nac. 964 70 10 49. Export. Fax 0034 964 32 83 37
land@landporcelanico.com

www.landporcelanico.com