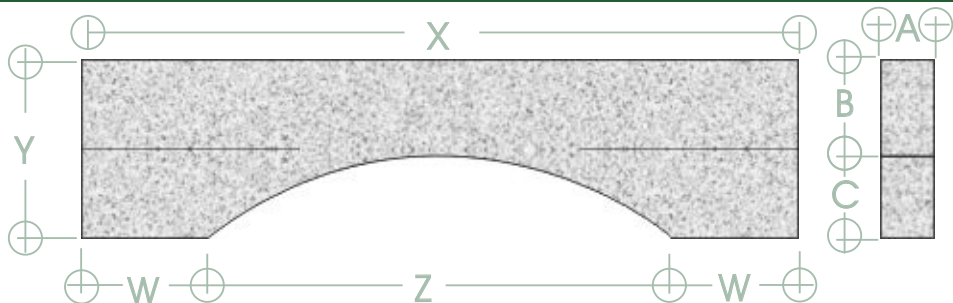


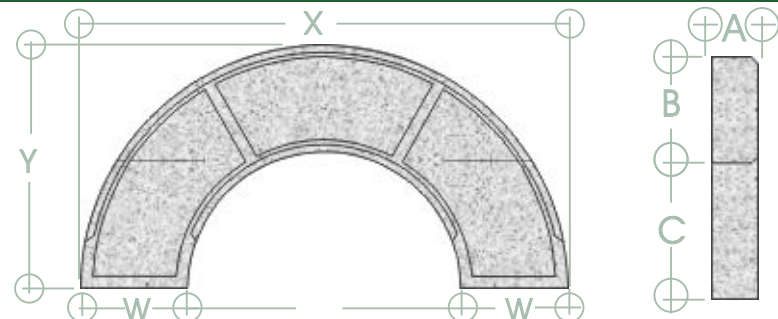


ALCANTARA



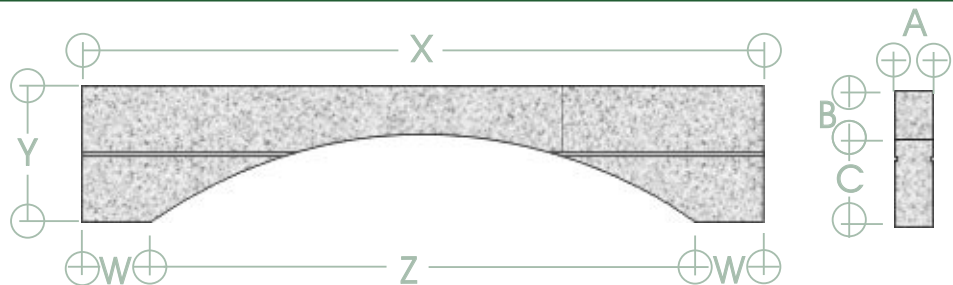
REFERENCIA	Dimensiones								Peso/Kg M.L.	Precio M.L./
	X	Y	W	Z	V	A	B	C		
EARC11	S.M.	500	350	S.M.		150	270	230	S.D.	Consultar
EARC12	S.M.	500	350	S.M.		200	270	230	S.D.	Consultar
EARC13	S.M.	500	350	S.M.		250	270	230	S.D.	Consultar
EARC14	S.M.	500	350	S.M.		300	270	230	S.D.	Consultar

AGAMEZ



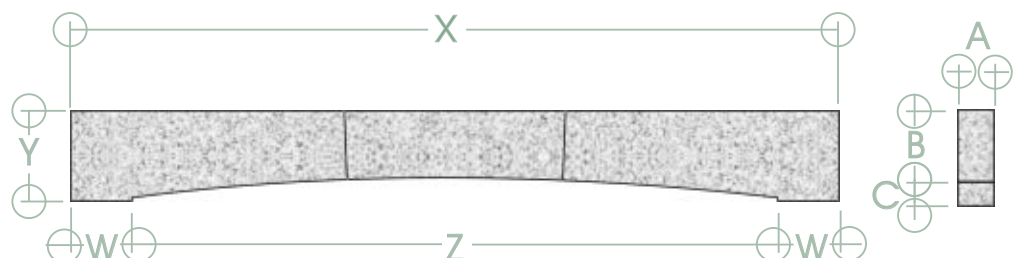
REFERENCIA	Dimensiones								Peso/Kg M.L.	Precio M.L./
	X	Y	W	Z	V	A	B	C		
EARC21	S.M.	S.M.	450	1150		150	450	575	S.D.	Consultar
EARC22	S.M.	S.M.	450	1150		200	450	575	S.D.	Consultar
EARC23	S.M.	S.M.	450	1150		250	450	575	S.D.	Consultar
EARC24	S.M.	S.M.	450	1150		300	450	575	S.D.	Consultar

SERRA FIOSA



REFERENCIA	Dimensiones								Peso/Kg M.L.	Precio M.L./
	X	Y	W	Z	V	A	B	C		
EARC31	S.M.	700	350	S.M.		150	250	450	S.D.	Consultar
EARC32	S.M.	700	350	S.M.		200	250	450	S.D.	Consultar
EARC33	S.M.	700	350	S.M.		250	250	450	S.D.	Consultar
EARC34	S.M.	700	350	S.M.		300	250	450	S.D.	Consultar

CASTIÑEIRA



REFERENCIA	Dimensiones								Peso/Kg M.L.	Precio M.L./
	X	Y	W	Z	V	A	B	C		
EARC41	S.M.	520	350	S.M.		150	390	130	S.D.	Consultar
EARC42	S.M.	520	350	S.M.		200	390	130	S.D.	Consultar
EARC43	S.M.	520	350	S.M.		250	390	130	S.D.	Consultar
EARC44	S.M.	520	350	S.M.		300	390	130	S.D.	Consultar