

Assembly
Conjuntos

DRA/LC

NAVARRA

94

ROS
STREET LIGHTING SOLUTIONS
www.roslighting.com




DRA/LC-1309 D



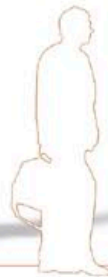
DRA/LC-1308 R



DRA/LC-1308 P



DRA/LC-1307 D





DRA/LC-1306 D

TECHNOLOGIES AVAILABLE:
DISPONIBLE CON TECNOLOGIA:

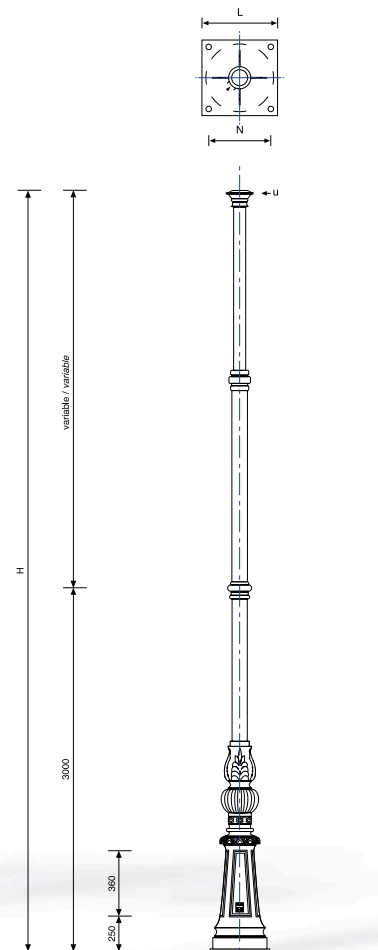
ROS **LEDing** + info pg. 16

ROS **DL DISCHARGE LAMP** + info pg. 14

MULTIPLE COMBINATIONS WITH:
MULTITUD DE COMBINACIONES:



COLUMN DIMENSIONS:
DIMENSIONES COLUMNA:



BASE: Cast Iron
POLE: Steel Tube
BASE: Fundición de hierro
FUSTE: Tubo de acero

SERIES / SERIES	H (m)	L (mm)	N (mm)	Bolts / Pernos (mm)
CRA-B5	7,500 to 8,500	500	400	4 of Ø22x700
CRA-B6	9,500 to 10,500	500	400	4 of Ø22x700

HISTORICAL CENTERS
CENTROS HISTÓRICOS

RESIDENTIAL
ZONAS RESIDENCIALES

URBAN CLASSIC DESIGN
DISEÑO URBANO CLÁSICO

PARKS
JARDINES

PEDESTRIAN AREAS
ZONAS PEATONALES

Available several combinations of Columns, Brackets and Luminaires with different heights.

Disponemos de múltiples combinaciones de Columnas, Brazos, Luminarias, y diferentes alturas.



ROS STREET LIGHTING SOLUTIONS
www.rosighting.com

ROS LIGHTING SOLUTIONS