


ELCHE



DRA/LC-037_13



DRA/LC-038



DRA/LC-039_13

TECHNOLOGIES AVAILABLE:
DISPONIBLE CON TECNOLOGIA:



+ info pg. 16



+ info pg. 14

MULTIPLE COMBINATIONS WITH:
MULTITUD DE COMBINACIONES:



Brackets
See pg 134

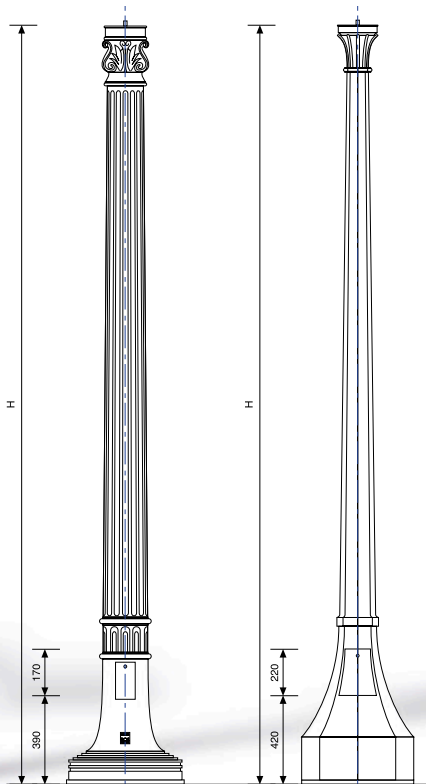
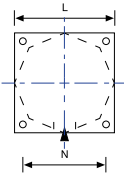
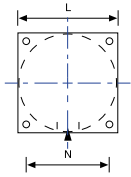


Luminaires
See pg 36



Tops
See pg 146

COLUMN DIMENSIONS:
DIMENSIONES COLUMNA:



CRA-36

Cast Iron
Fundición de hierro

CRA-37

SERIES / SERIES	H (m)	L (mm)	N (mm)	Bolts / Pernos (mm)
CRA-36	3,480	540	410	4 of Ø22x600
CRA-37	3,590	530	410	4 of Ø22x600



Available several combinations of Columns, Brackets and Luminaires with different heights.

Disponemos de múltiples combinaciones de Columnas, Brazos, Luminarias, y diferentes alturas.



STREET LIGHTING SOLUTIONS
www.ros-lighting.com

